

(No Model.)

J. B. SWEZEY.

BILL FILE.

No. 332,221.

Patented Dec. 8, 1885.

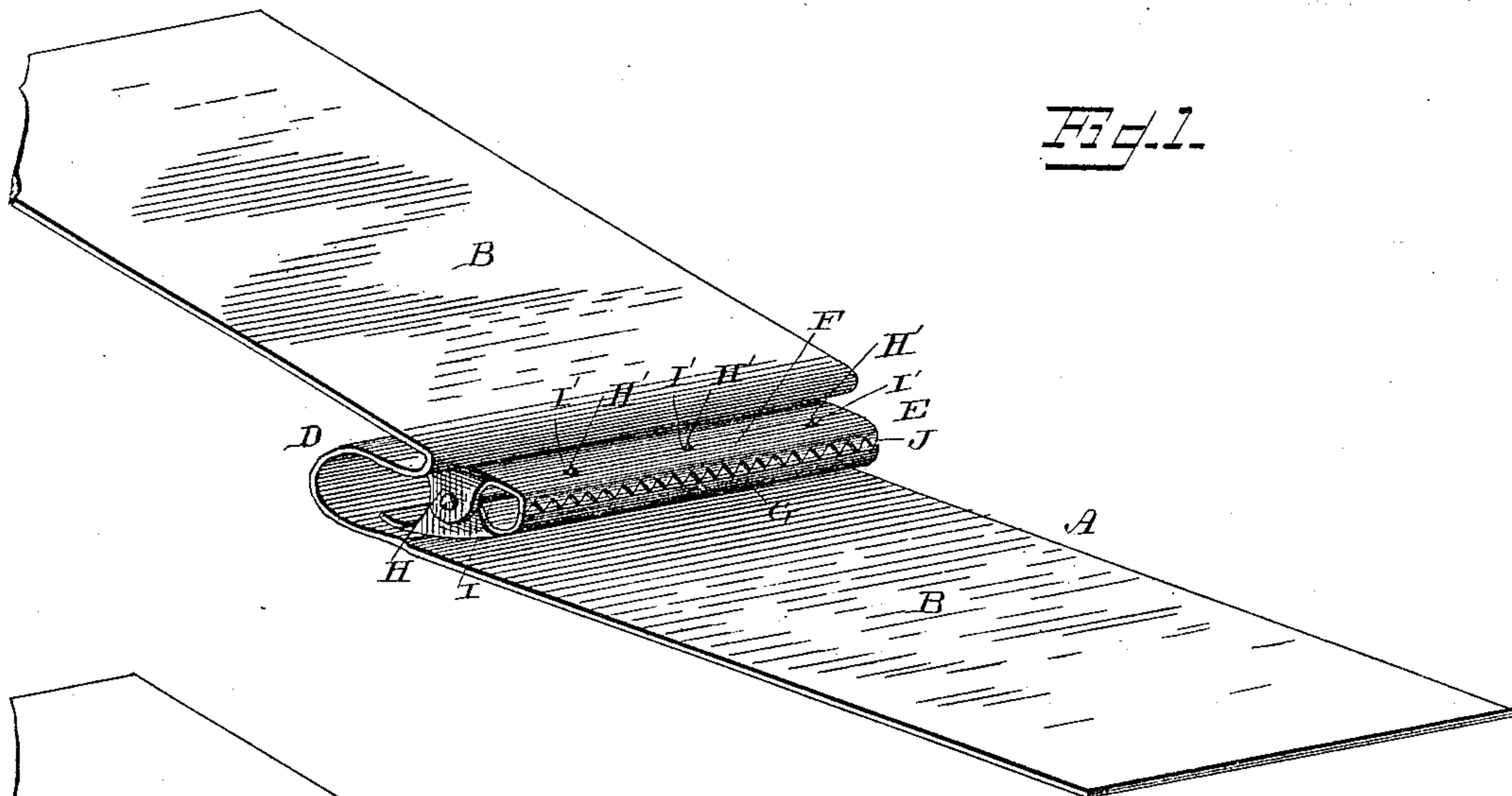


Fig. 1.

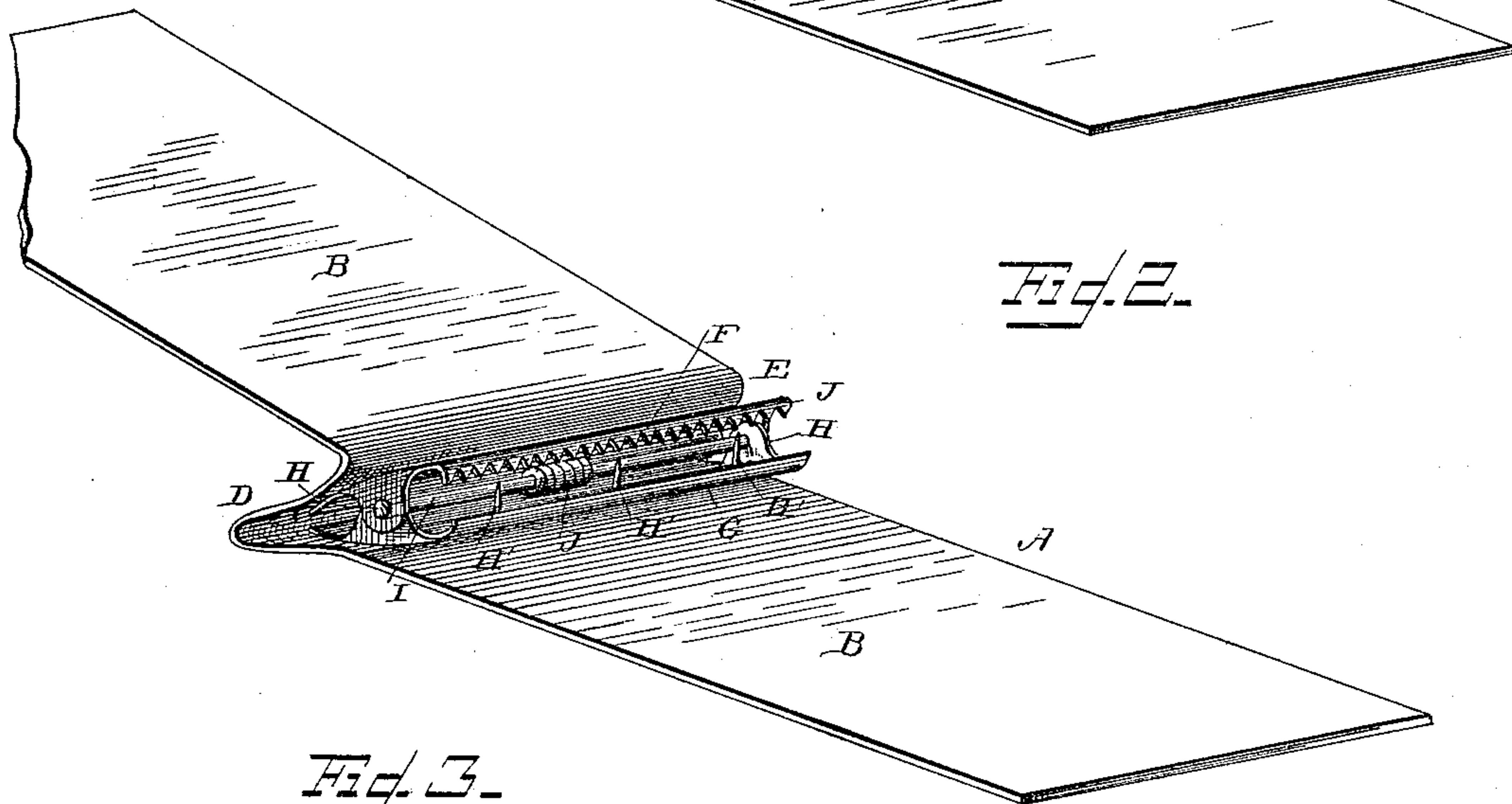


Fig. 2.

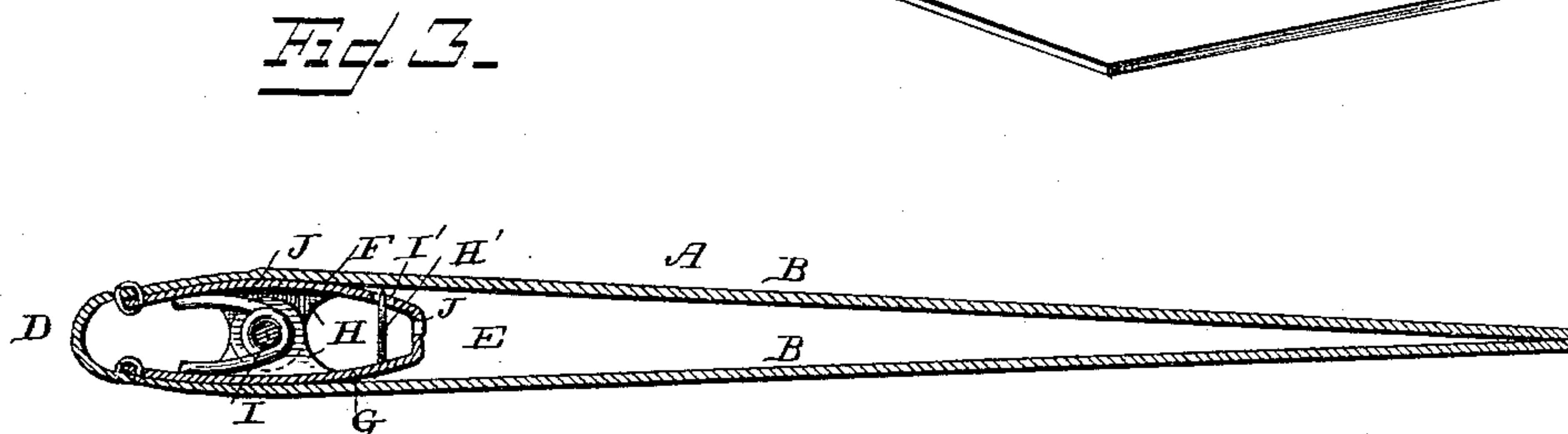


Fig. 3.

WITNESSES
F. L. Ourand
Arthur L. Morsell.

Joseph B. Swezey
INVENTOR,
By Louis Ragger & Co.
Attorneys.

UNITED STATES PATENT OFFICE.

JOSEPH B. SWEZEY, OF EAST PATCHOGUE, NEW YORK.

BILL-FILE.

SPECIFICATION forming part of Letters Patent No. 332,221, dated December 8, 1885.

Application filed June 5, 1885. Serial No. 167,753. (No model.)

To all whom it may concern:

Be it known that I, JOSEPH B. SWEZEY, a citizen of the United States, and a resident of East Patchogue, (Long Island,) in the county of Suffolk and State of New York, have invented certain new and useful Improvements in Bill-Files; and I do hereby declare that the following is a full, clear, and exact description of the invention, which will enable others skilled in the art to which it appertains to make and use the same, reference being had to the accompanying drawings, which form a part of this specification, and in which—

Figure 1 is a perspective view of my improved bill-file, showing the covers of the same in an open position. Fig. 2 is a similar view showing the clamps likewise opened for the reception of papers. Fig. 3 is a transverse sectional view showing the device closed. The same letters refer to the same parts in all the figures.

This invention relates to bill-files or temporary binders; and it has for its object to provide a device of this class which shall possess superior advantages in point of simplicity, durability, and general efficiency.

With these ends in view the invention consists in the improved construction, arrangement, and combination of parts, which will be hereinafter fully described, and particularly pointed out in the claim.

In the drawings hereto annexed, A designates the cover of my improved bill-file, which is composed of the sides B B, connected by a flexible back, D. E is the holder or file proper, which is constructed of two metallic leaves or jaws, F and G, the ends of which are provided with ears or lugs H H, connected by a longitudinal hinge-rod, I, on which is coiled a suitable wire spring, J, the ends of which are arranged to bear against the inner ends of the said jaws, the outer edges of which are forced together by the pressure thus exerted. One of the jaws, G, which I term the "lower" jaw, is provided with one or more upwardly-extending prongs or barbs, H' H', extending through a series of corresponding perforations,

I', in the upper jaw, F, which latter is provided at its outer edge with a downturned serrated flange, J. The clamping-jaws F G are to be secured in any suitable manner to the flexible back D of the cover between the sides of the latter, as will be seen in the drawings.

From the foregoing description, taken in connection with the drawings hereto annexed, the operation of this invention will be readily understood. By grasping the back of the cover the inner ends of the clamping-jaws may be compressed and their outer edges sprung apart, thus enabling the bill, paper, or other matter which is to be filed to be inserted between the said jaws. The outer edges of the latter will, when the pressure is released, be forced together by the action of the spring, thus forcing the barb or barbs through the marginal edge of the bill or paper, and causing the latter to be held securely by the outer edges of the jaws. By reversing the operation the paper may be removed from the file.

The construction of the device is simple and inexpensive, and the matter placed in the file is amply protected by the folding cover.

I am aware that it is not new to construct paper-files having a cover, and I do not claim such construction, broadly; but I am not aware that such covers have been made in a continuous flexible piece having the clamping device secured thereto. Therefore,

I claim and desire to secure by Letters Patent of the United States—

In a bill-file or temporary binder, the combination, with a cover consisting of sides connected by a flexible back with the clamp or holder, the jaws of which are secured to the flexible back between the sides of the cover, substantially as and for the purpose set forth.

In testimony that I claim the foregoing as my own I have hereunto affixed my signature in presence of two witnesses.

JOSEPH B. SWEZEY.

Witnesses:

HESTER A. SMITH,
JUDSON A. BOICE.