

(No Model.)

F. SHANNON.
HOUSEHOLD FURNITURE.

No. 331,163.

Patented Nov. 24, 1885.

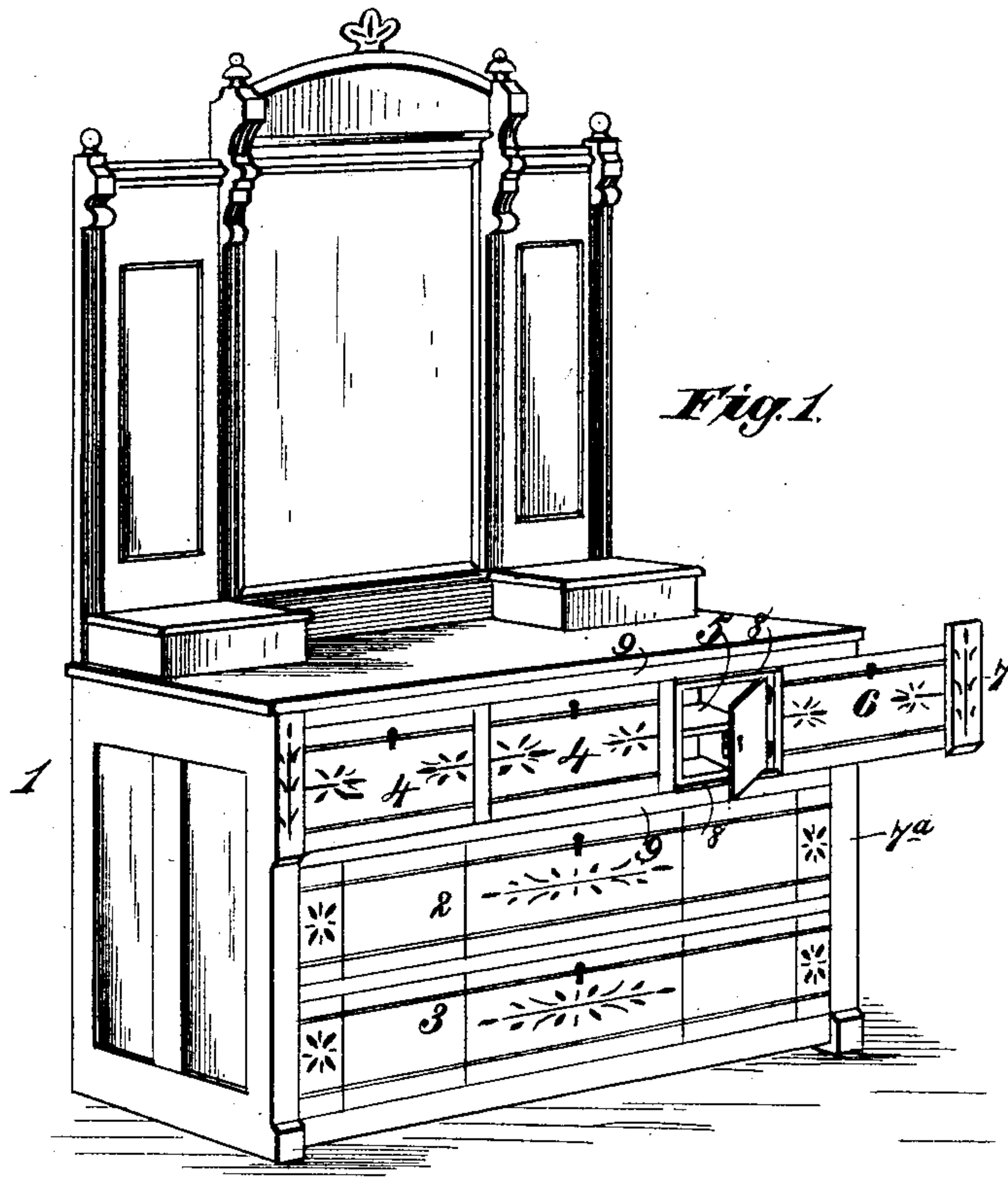


Fig. 1.

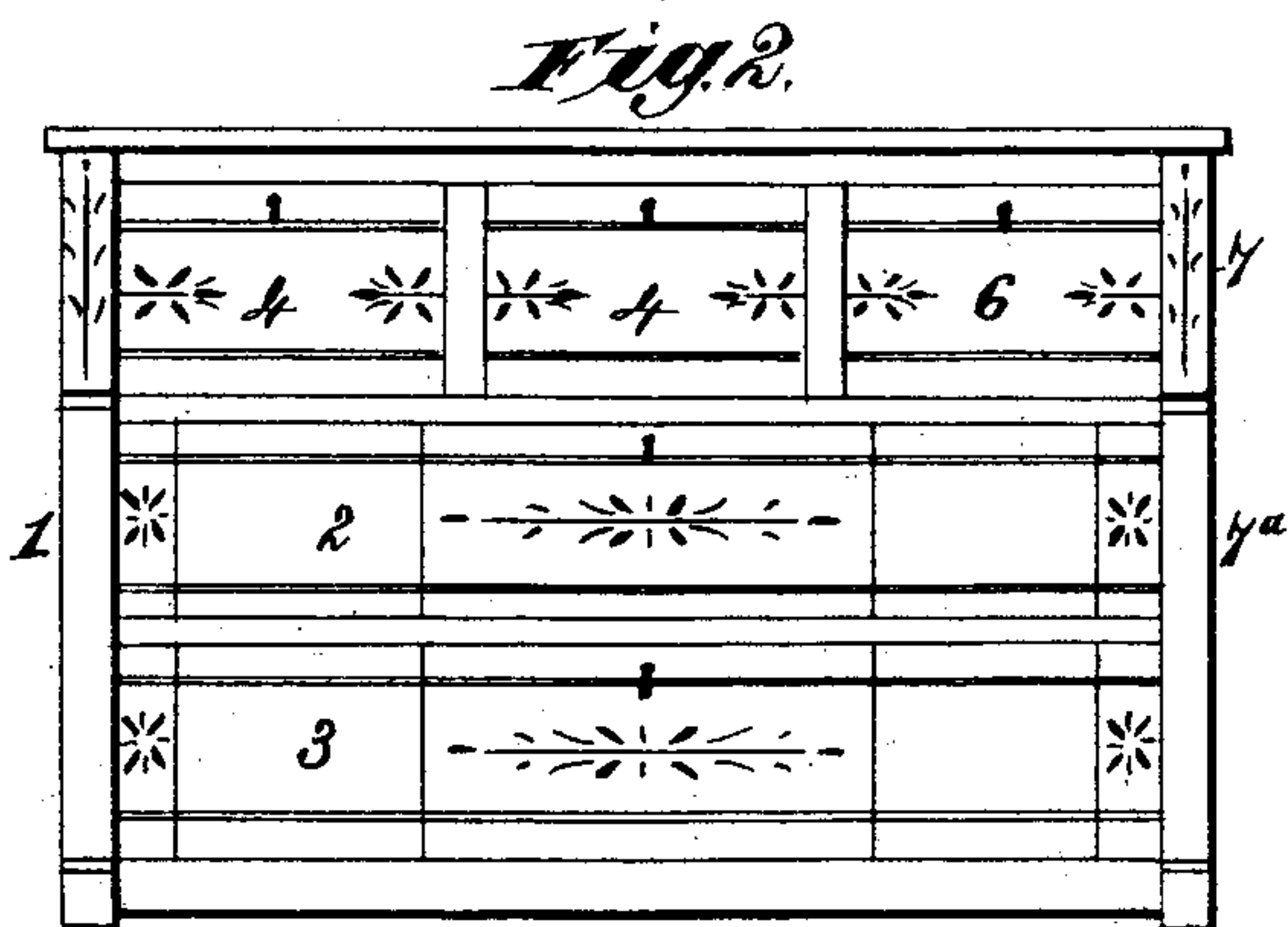


Fig. 2.

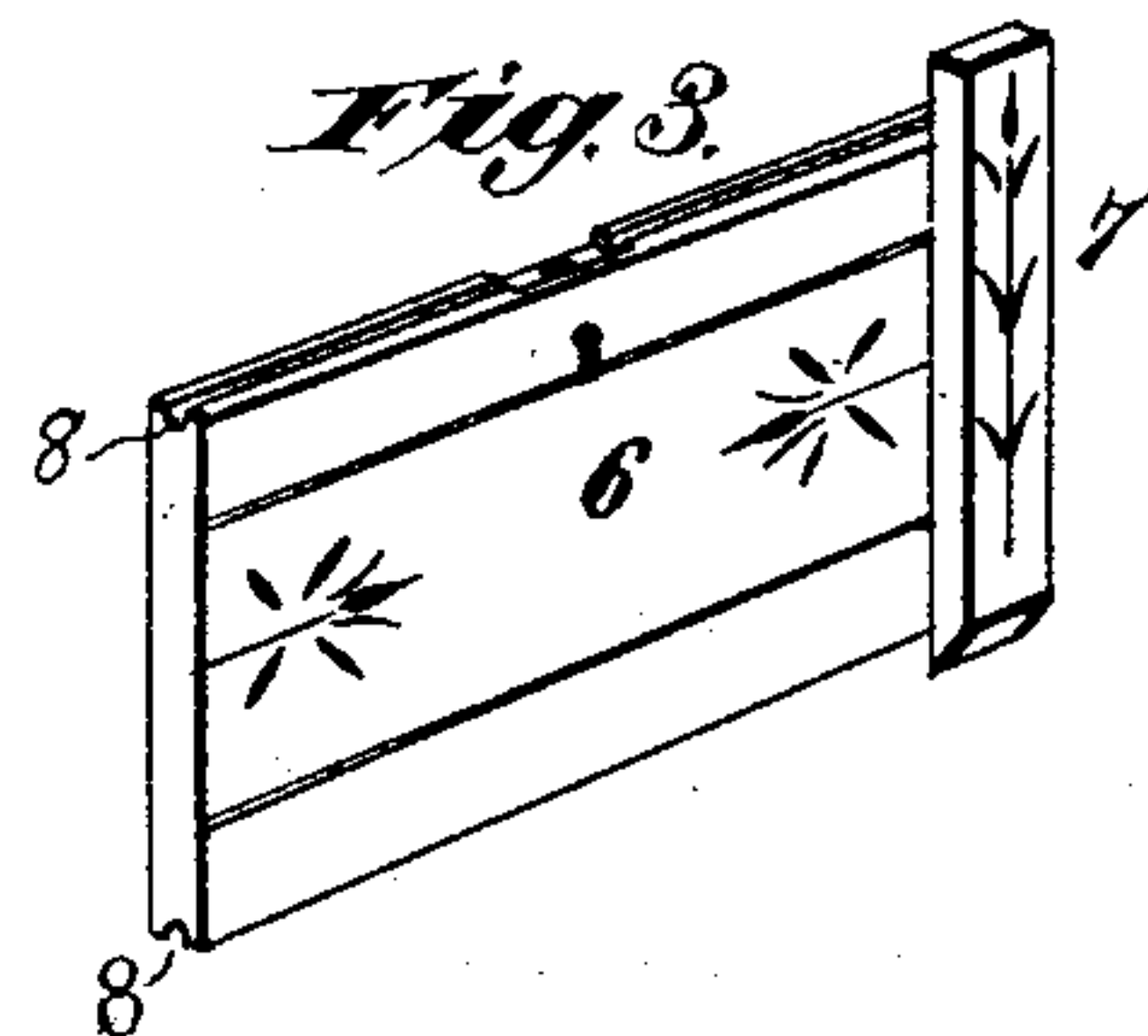
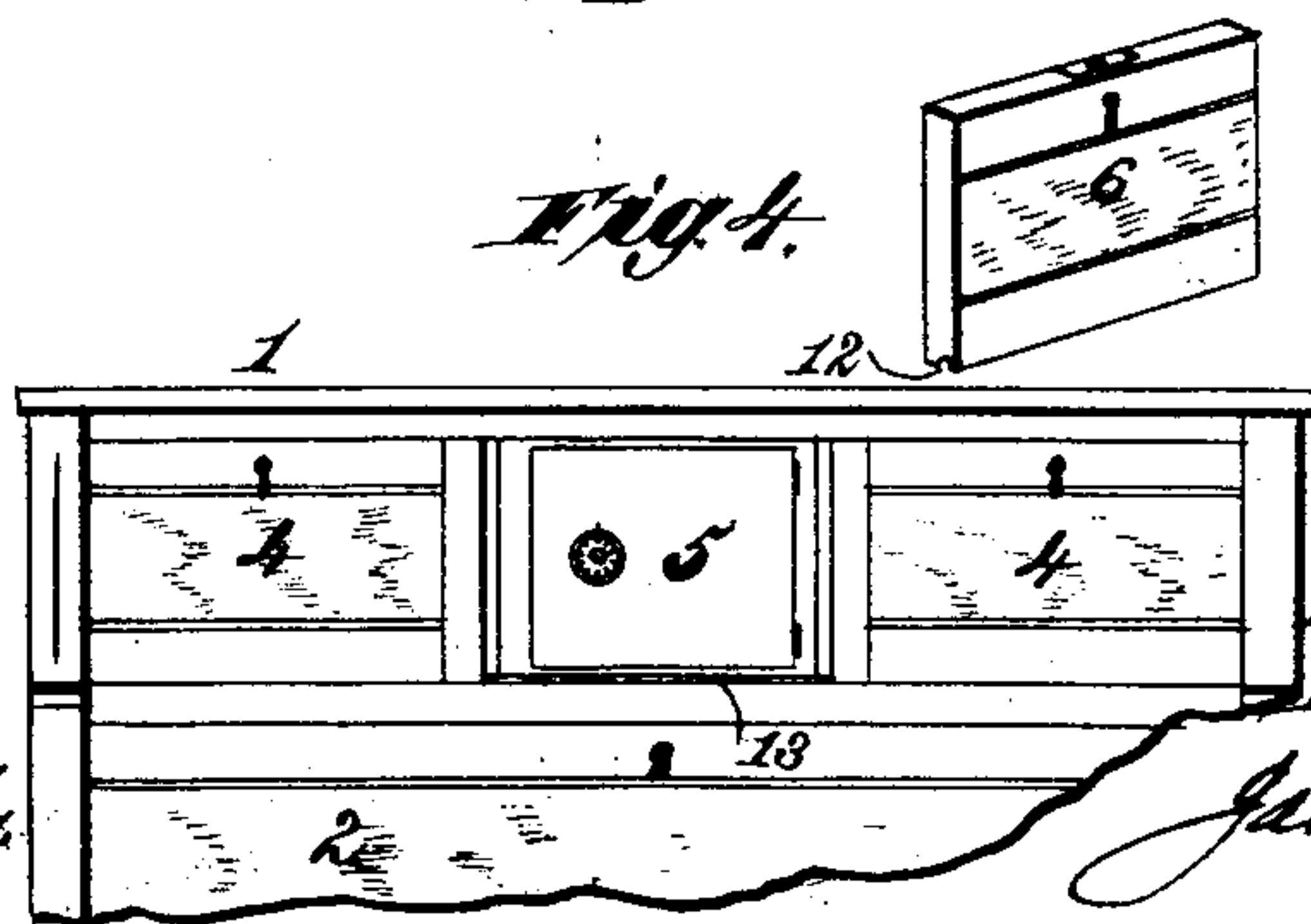


Fig. 3.

Fig. 4.



Witnesses,
Robert Everett,

Dennis Sumbly,

Inventor,
Frank Shannon,

By
James L. Norris,
Atty.

UNITED STATES PATENT OFFICE.

FRANK SHANNON, OF MIDDLEPORT, OHIO.

HOUSEHOLD-FURNITURE.

SPECIFICATION forming part of Letters Patent No. 331,163, dated November 24, 1885.

Application filed August 11, 1885. Serial No. 174,121. (No model.)

To all whom it may concern:

Be it known that I, FRANK SHANNON, a citizen of the United States, residing at Middleport, in the county of Meigs and State of Ohio, have invented new and useful Improvements in Household-Furniture, of which the following is a specification.

My invention relates to certain improvements in household-furniture, and the object thereof is to provide a bureau, dressing-case, desk, sideboard, or other similar article with a secret repository or concealed safe, the construction being such that its presence is secured from observation, while at the same time it is readily accessible to the owner or to any person acquainted with the construction and provided with the necessary key or keys. It is also my purpose to provide articles of furniture of the class mentioned with a secret repository or concealed strong box, fastened by a suitable key or other lock, and so hidden that its presence will not be detected by the opening of the drawers, doors, or other parts of the article with which it is combined, the screening plate or portion being held in place by a lock or by a spring-catch, which may be concealed from view.

The invention consists in the several novel features of construction and combinations of parts hereinafter fully set forth, and definitely pointed out in the claims.

In the accompanying drawings, Figure 1 is a perspective view of a bureau in which my invention is embodied. Fig. 2 is a front elevation of the lower portion thereof. Fig. 3 is detail view of the screening-plate detached. Fig. 4 is a view showing a modified construction.

In the said drawings, the reference-numeral 1 designates a bureau having drawers 2 and 3 of the usual construction. In the space usually occupied by the upper drawer, I place two, three, or more drawers, 4, separated from each other by side guides. At one end of the space, in that portion thereof which would be occupied by one of these short drawers, if a full complement thereof were used, I place a metallic safe or strong box, 5, of any suitable construction, which may be permanently or removably placed in said space. The safe 5 may have one or more drawers; or

it may be provided with a door fastened either by a key or combination-lock, whichever may be preferred. Its dimensions are such that it fits said space, and its front end is set in a distance equal to the thickness of the drawer-front. The safe or secret repository is concealed from view by a screening-plate, 6, which, in form and dimensions as well as in ornamentation, is an exact duplicate of the front of each of the short drawers 4 in the same series. This plate is mounted upon or rigidly attached to a section, 7, of the corner-post 7^a, and it may have a spline, 8, upon each edge sliding in grooves in the upper and lower bars, 9. The joints between the ends of the section 7 and the post 7^a are so formed that they are concealed from observation, and the screening-plate is provided with a lock and key-hole, as shown, so that when in place it resembles the other drawer-fronts. In this manner the presence of the strong box is effectually concealed, and it affords a safe repository for jewelry and other articles of value.

In the modified construction shown in Fig. 4 the construction is in some respects substantially similar, the chief difference being as follows: In the central portion of the space usually occupied by the upper drawer I place the strong box 5, formed in the manner described. This box may be made removable; or, if preferred, it may be securely and permanently fastened in place. In the former construction it may open at the top by a lid or at either end; but in the case of the latter it will open at the outer end or side only, and may be fastened by an ordinary key-lock or by a combination-lock. The repository is of such dimensions that when in place its front lies wholly within the plane of the drawer-front, leaving space for the application of a screening-plate, 6, which may be attached by forming in its lower edge a groove, 12, which engages with a bead-molding, 13, upon the dividing-strip between the upper and the second drawer, and mounting on its upper part a suitable lock, the bolt of which engages with a socket in the top.

In both forms of construction shown the screening-plate is rendered entirely independent of the adjacent drawers, either of which may be opened without disturbing it or dis-

closing the presence of the safe, while on the other hand access may be had to the repository without removing or opening the drawers or either of them.

5 The screening-plate may, if desired, be extended laterally to form a flush joint with each drawer-front. It is preferable, however, to provide a transverse strip upon each side, having any suitable exterior ornamentation,
10 and insert the plate between them.

If preferred, the screening-plate may be secured by a secret spring-catch, the position and operation of which are known only to the owner or to those to whom he may communi-
15 cate it.

I am aware that bureaus have been provided with sliding secret drawers locked in place by concealed fastenings, which can only be operated to release the secret drawer by
20 withdrawing the main drawer of the bureau.

I am also aware that a combined bureau, wardrobe, and wash-stand has been provided with movable panels concealing spaces which serve as receptacles for a towel-rack and boot-
25 blacking articles. Such constructions therefore I do not claim.

What I claim is—

1. In a bureau or other article of furniture, a secret repository or concealed safe arranged within one of the divisions thereof, and a separable independent screening-plate having its front ornamented and paneled to correspond with the front of said article of furniture and adapted to engage therewith by grooves formed in the drawer-strips thereof, substantially as
30 described. 35

2. In a bureau or other article of furniture, a secret safe or concealed repository arranged within one of the end divisions thereof and concealed by a screening-plate mounted on or
40 rigidly attached to a section of the corner-post, said plate sliding in grooves in the drawer-strips, substantially as described.

In testimony whereof I have affixed my signature in presence of two witnesses.

FRANK SHANNON.

Witnesses:

JOHN B. DOWNING,

MILLER R. DOWNING.