

(No Model.)

R. R. MATHEWS.

BOOT OR SHOE.

No. 330,912.

Patented Nov. 24, 1885.

Fig. 4.

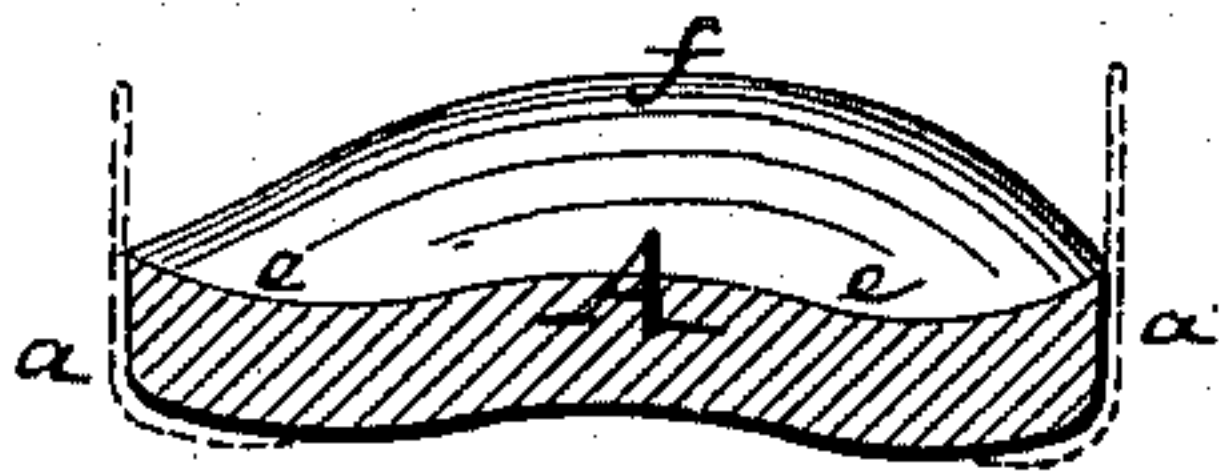


Fig. 5.



Fig. 1.

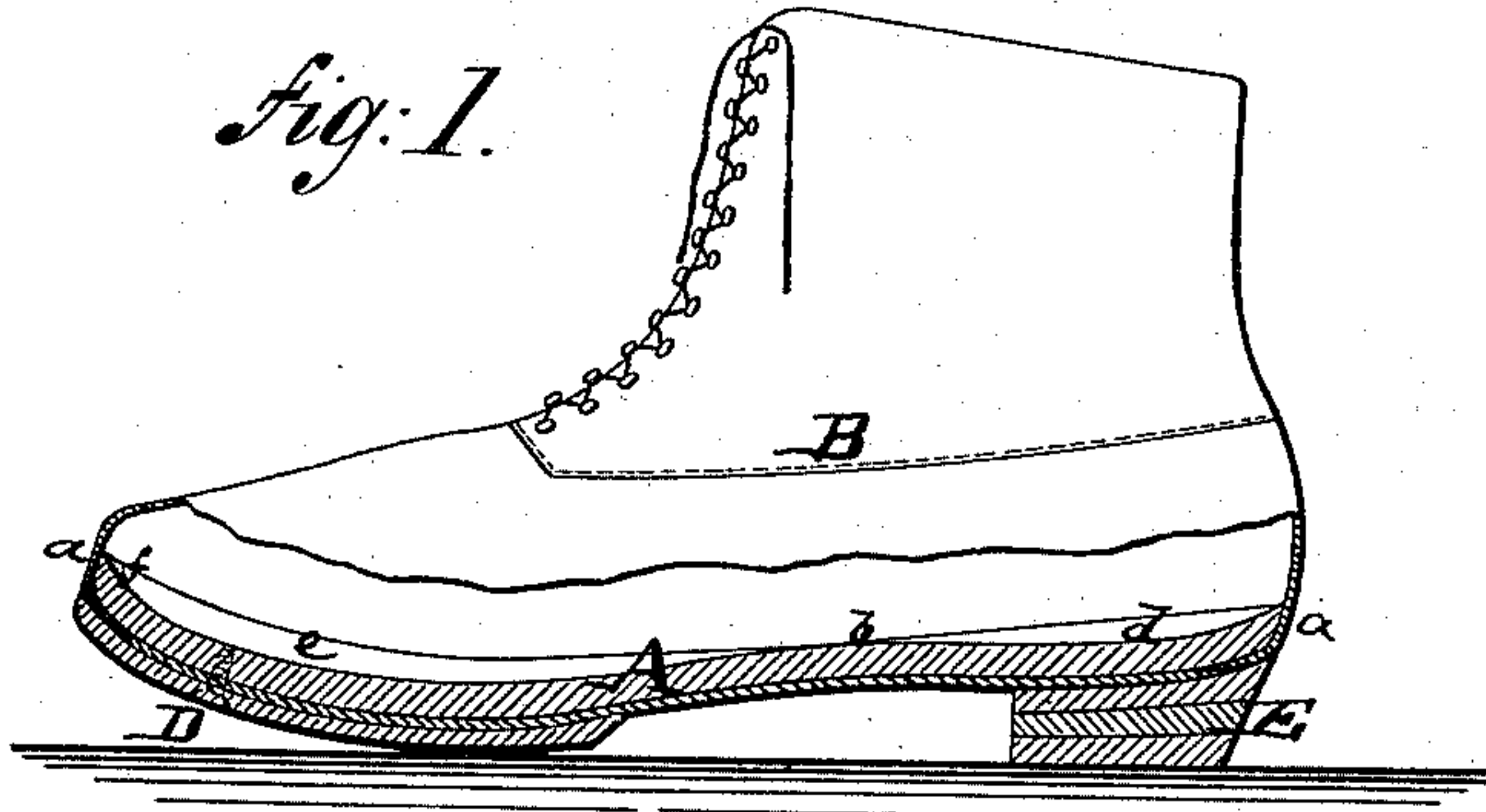


Fig. 2.

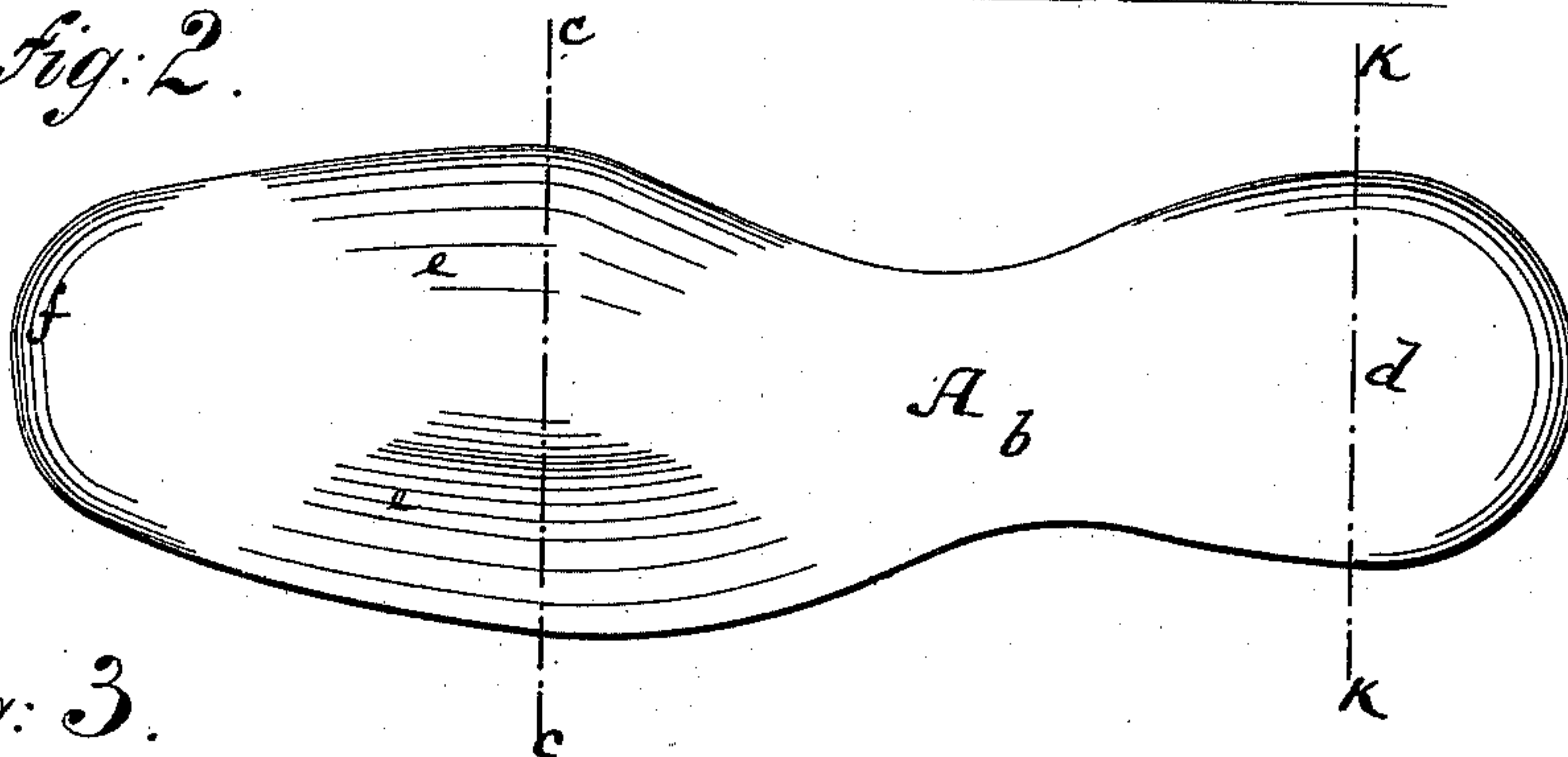



Fig. 3.



WITNESSES:

A. Schehl.
John M. Speer.

INVENTOR

Robert R. Mathews
BY
Briesen & Steel
ATTORNEYS

UNITED STATES PATENT OFFICE.

ROBERT R. MATHEWS, OF NEW YORK, N. Y.

BOOT OR SHOE.

SPECIFICATION forming part of Letters Patent No. 330,912, dated November 24, 1885.

Application filed June 19, 1885. Serial No. 169,155. (No model.)

To all whom it may concern:

Be it known that I, ROBERT ROBINSON MATHEWS, of New York city, county and State of New York, have invented an Improvement in Boots and Shoes, of which the following is a full, clear, and exact description, reference being made to the accompanying drawings.

Figure 1 is a side view, partly in section, of a shoe embodying my invention. Fig. 2 is a top view of my improved wooden insole. Fig. 3 is a central longitudinal section of the same. Fig. 4 is a vertical cross-section of the same on the line *c c*, Fig. 2, looking away from the heel part of the sole. Fig. 5 is a similar section on the line *k k*, Fig. 2, looking toward the heel part of the sole.

This invention consists in providing shoes above their usual leather soles with inflexible wooden insoles that conform to the shape of the sole of the foot.

The advantages derived from the use of an inflexible insole are, that, owing to its inflexibility, it prevents the upper of the shoe from wrinkling, the leather sole from warping, and, as it retains its original shape, it prevents the upper from crowding in on the foot of the wearer. The surface of the inflexible insole can be shaped so as to conform to the shape of the sole of the foot, which shape it retains, and the leather sole which is secured to the lower surface of the wooden insole, may easily be replaced by another leather sole when worn out.

In the drawings, A represents the inflexible wooden insole. The lower part, *a*, of the shoe-upper B is laid around the edge of the insole A and then turned under, as shown by dotted lines in Figs. 4 and 5, and is then firmly attached to the insole by nails or otherwise. The upper surface of the insole A is shaped

so that it conforms to the shape of the foot of the wearer, as shown in Fig. 3—that is, it is hollowed, as at *d*, to receive the heel, raised, as at *b*, for the arch of the foot, hollowed, as at *e*, for the toes, and raised in front, as at *f*, to protect the ends of the toes.

Figs. 4 and 5 show that at *e* and *d* the insole is also hollowed transversely. These hollow parts of the insole fit the foot comfortably and serve also to protect it from pressure of the upper.

After the sole A has once been shaped, as above described, it retains the said shape, so that the shoe is as comfortable to the wearer when new as it is when old. Under the wooden insole is secured in suitable manner a leather sole, D, and heel E.

It will be seen that after the sole D and heel E are worn out the wooden insole A is still unaltered, thus presenting a solid foundation for another sole and heel.

I do not claim a shoe having a wooden sole, in contradistinction to a wooden insole. My wooden insole is not exposed to wear, and retains the upper in shape when the lower sole, D, is to be replaced.

I claim—

1. The rigid insole A, formed with the cavities *d e* and raised portions *b f*, in combination with the flexible sole D and heel E, substantially as herein shown and described.

2. The combination of the upper B with the inflexible wooden insole A, to which said upper is secured, and with the flexible sole D and heel E, that are also attached to said insole, substantially as and for the purpose herein shown and described.

ROBERT R. MATHEWS.

Witnesses:

HARRY M. TURK,

AUGUST SCHLARBAUM.