

(No Model.)

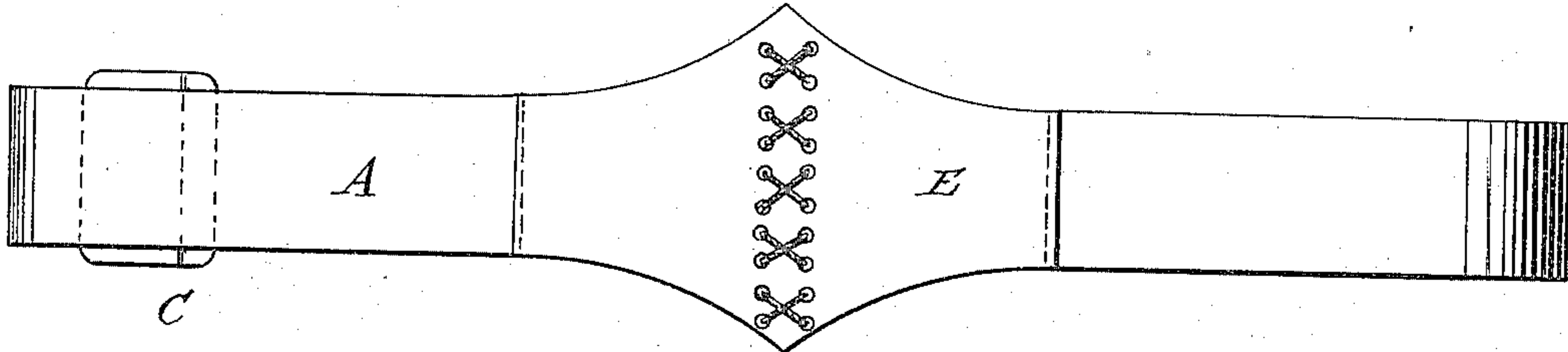
S. BRETZFIELD.

BODICE BELT.

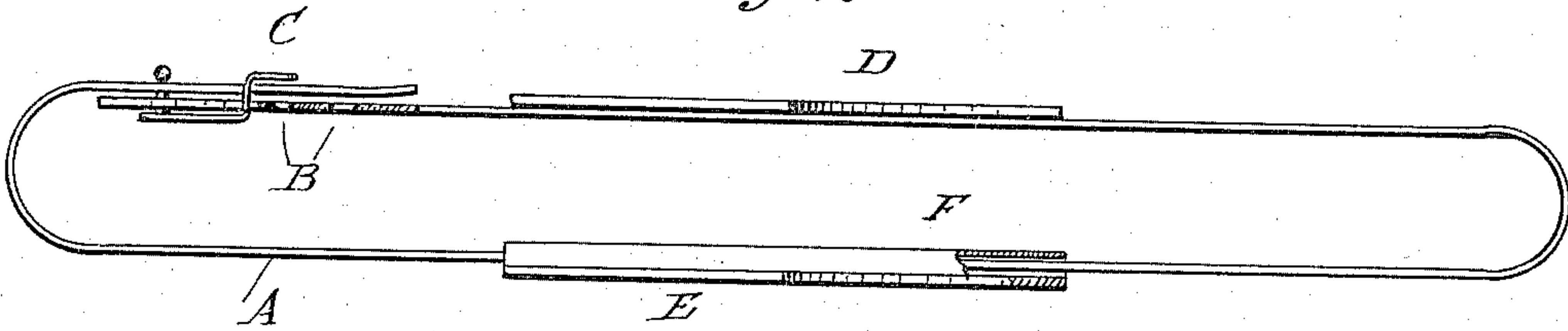
No. 330,089.

Patented Nov. 10, 1885.

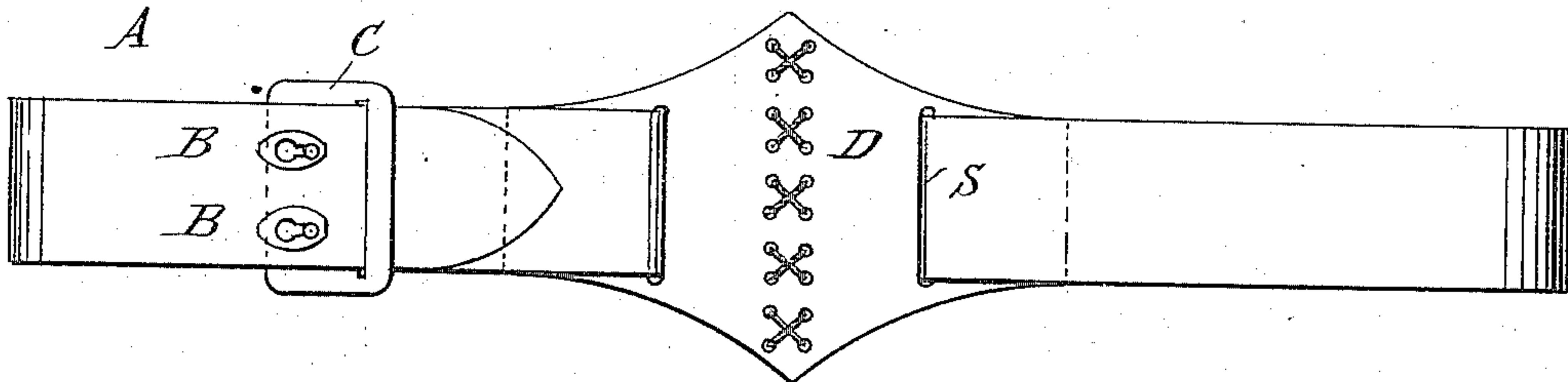
*Fig: 1.*



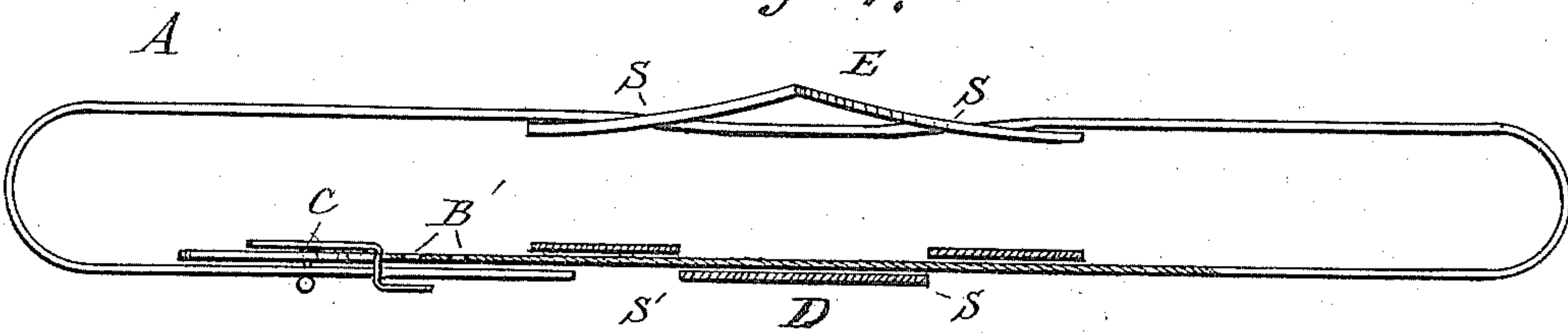
*Fig: 2.*



*Fig: 3.*



*Fig: 4.*



WITNESSES:

*Chas Nida*  
*C. Sedgwick*

INVENTOR:

*S. Bretzfield*  
BY *Munn & Co*  
ATTORNEYS.

# UNITED STATES PATENT OFFICE.

SAMUEL BRETZFIELD, OF NEW YORK, N. Y.

## BODICE-BELT.

SPECIFICATION forming part of Letters Patent No. 330,089, dated November 10, 1885.

Application filed June 26, 1885. Serial No. 169,821. (No model.)

*To all whom it may concern:*

Be it known that I, SAMUEL BRETZFIELD, of the city, county, and State of New York, have invented a new and useful Improvement in Bodice-Belts, of which the following is a full, clear, and exact description.

Heretofore bodice-belts have been constructed with two fixed bodice-pieces, which were so located as to be diametrically opposite each other when the belt was closed; but when the belt was adjusted for a smaller or larger waist the bodice-pieces were not at the middle of the front or back of the body, and the belt could not be made to fit properly.

The object of my invention is to remove these objections, which I accomplish by making one or both bodice-pieces adjustable on the belt.

Reference is to be had to the accompanying drawings, forming a part of this specification, in which similar letters of reference indicate corresponding parts in all the figures.

Figure 1 is a front view of my improved bodice-belt. Fig. 2 is a partly-sectional plan view of the same. Fig. 3 is a front view of another construction. Fig. 4 is a sectional plan view of the same.

The belt A, made of leather or other material, is provided on one end with one or with one pair of apertures, B, and in the other end with a series of apertures, B', and with an adjustable fastening, C, by means of which the belt can be adjusted for larger or smaller waists. The belt can, however, be provided with any other suitable fastening by which the belt can be adjusted.

On the said belt the bodice-piece D, which is made of leather, metal, or other material, is fixed in any suitable manner, and the other bodice-piece, E, is provided on its back with a pocket or elongated loop, F, through which the belt is passed, thus permitting of adjusting the bodice-piece E on the belt. The belt can thus be adjusted so that the bodice-piece D is at the middle of the back, and then the other

bodice-piece, E, is shifted until it is at the middle of the front. If desired, the adjustable bodice-piece may be provided with two slots, S, through which the belt is passed, as shown on Figs. 2 and 3, thus also permitting of adjusting the bodice-piece, and, if desired, both bodice-pieces may be made adjustable. These slots each form a loop or pocket for the belt proper, as will be seen.

The upper and lower edges of the bodice-piece, it will be seen, are sloped off in lines converging toward its opposite ends. By this formation the edges of the belt and bodice-piece join in gradual lines, so that at a short distance the bodice and belt appear to be formed in a single piece.

The bodice-pieces or the belt may be ornamented in any well-known manner.

I am well aware that belts have been made which were provided with adjustable pin-cushions and spool-holders; but I do not claim such construction as my invention.

Having thus described my invention, I claim as new and desire to secure by Letters Patent—

1. The combination, with a belt having a fastening by which the diameter of the belt can be changed, of two bodice-pieces, of which one or both are adjustable on the belt, the top and bottom edges of said bodice-pieces being inclined from the centers of said top and bottom edges toward the ends of said bodice-pieces, substantially as herein shown and described.

2. As a new and improved article of manufacture, a bodice-piece for belts, having its upper and lower edges sloped in lines converging toward its opposite ends, having a loop or pocket for the passage of the belt, and provided with a double parallel row of perforations to receive lacings, substantially as set forth.

SAML. BRETZFIELD.

Witnesses:

OSCAR F. GUNZ,  
EDGAR TATE.