

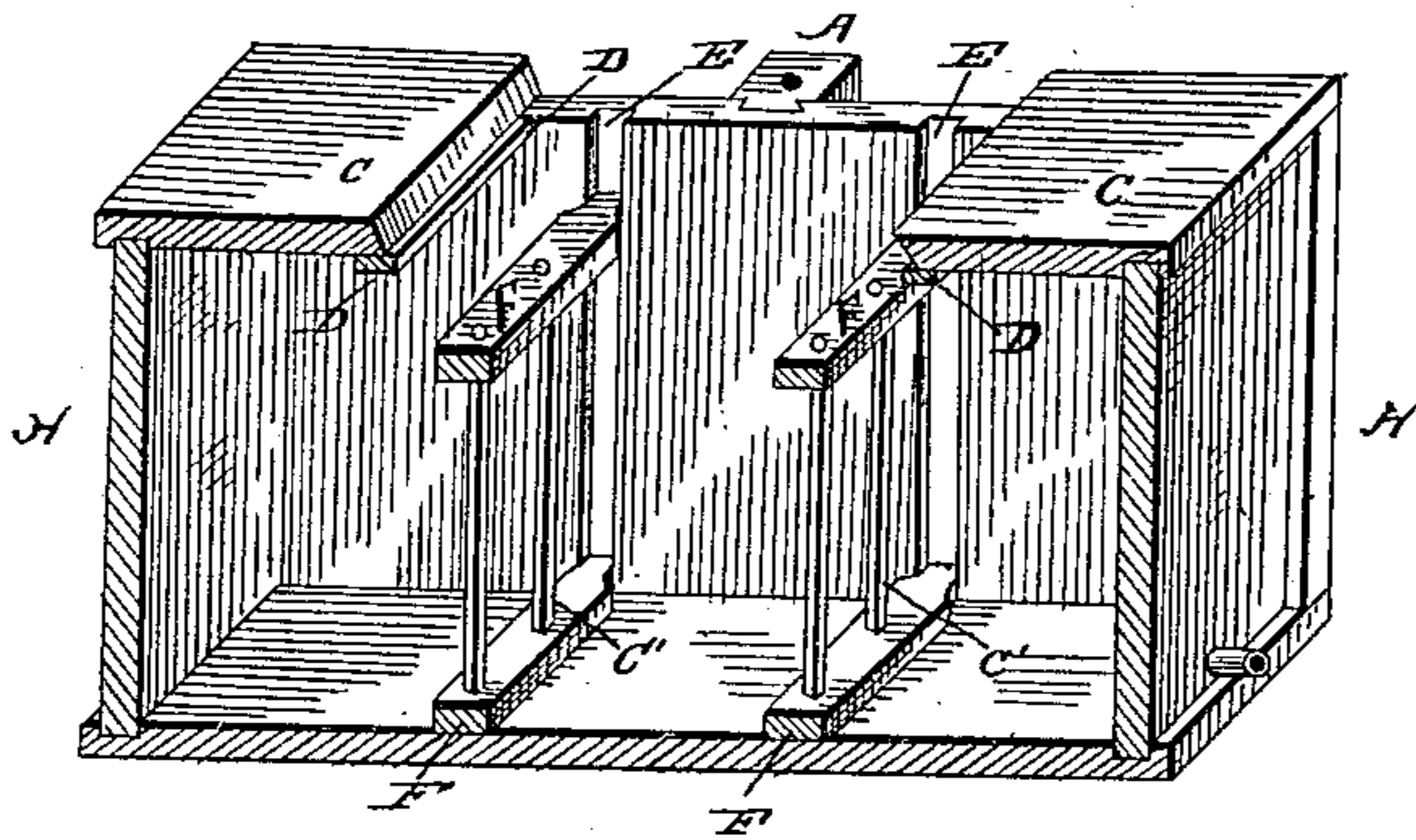
(No Model.)

H. MOTT.  
CHURN.

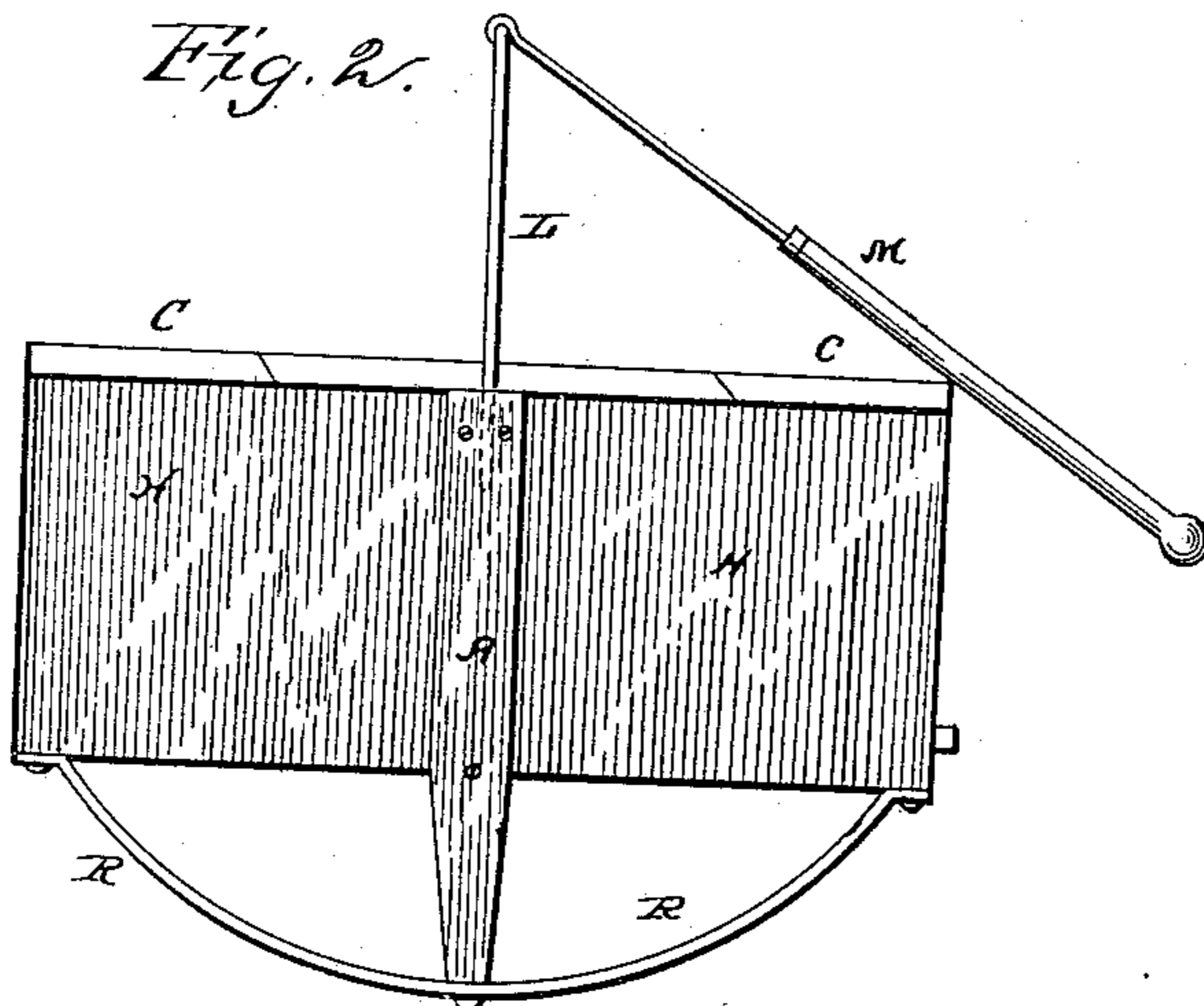
No. 329,762.

Patented Nov. 3, 1885.

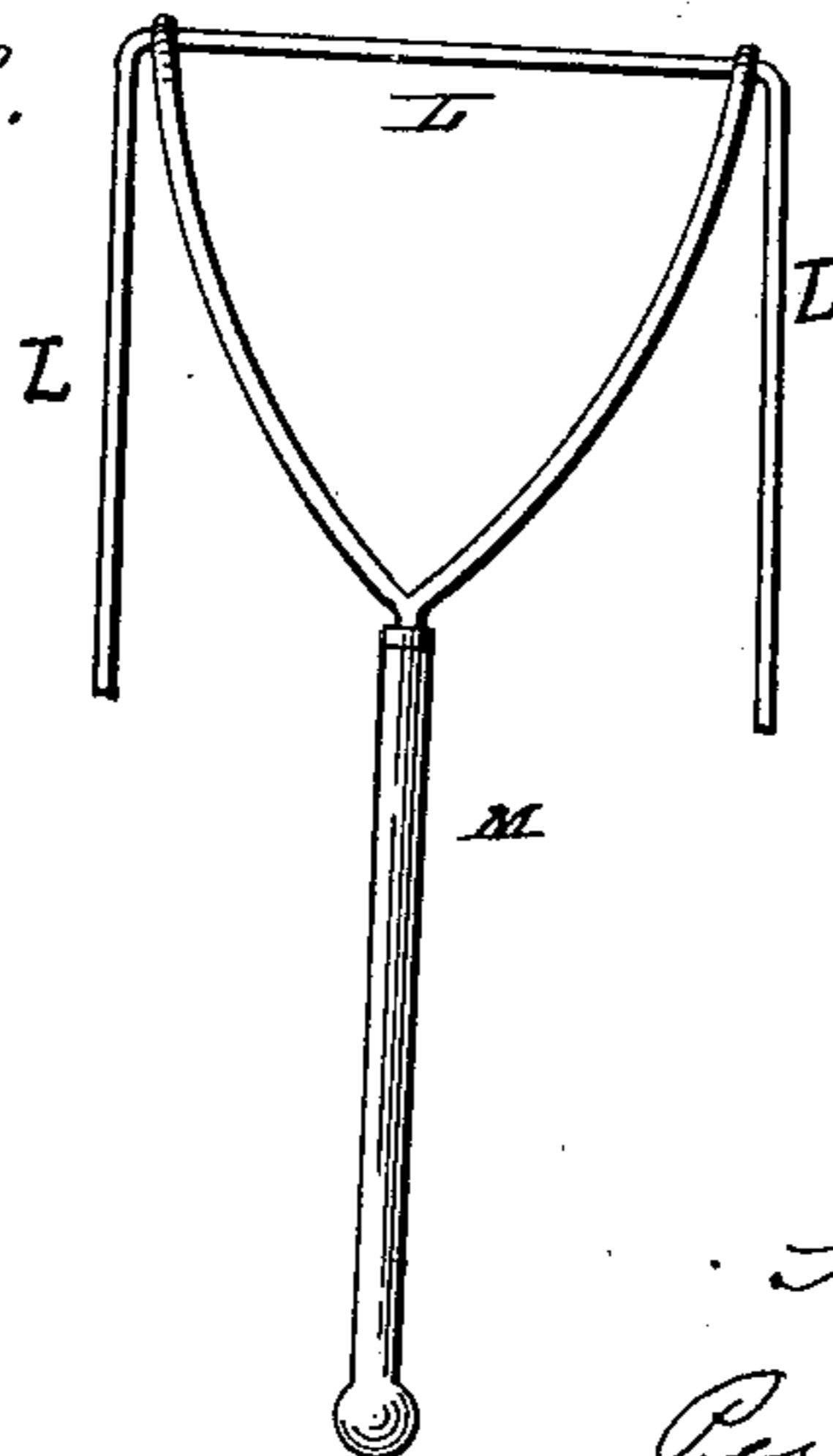
*Fig. 1.*



*Fig. 2.*



*Fig. 3.*



WITNESSES

Edwin L. Yewell  
Chas. H. Davis.

INVENTOR

Horace Mott.  
Per C. M. Alexander  
his Attorney

# UNITED STATES PATENT OFFICE.

HORACE MOTT, OF CARROLL, IOWA.

## CHURN.

SPECIFICATION forming part of Letters Patent No. 329,762, dated November 3, 1885.

Application filed March 27, 1884. Serial No. 125,609. (No model.)

*To all whom it may concern:*

Be it known that I, HORACE MOTT, a citizen of the United States, residing at Carroll, in the county of Carroll and State of Iowa, have invented a new and useful Churn, of which the following is a specification.

My invention relates to improvements in churns, and is designed to produce a rocking churn of simple and effective construction, easily operated, light and strong, and having the parts of the interior easily removable for cleaning.

In describing the device reference is had to the accompanying drawings, showing in Figure 1 a perspective view of the interior of the churn; Fig. 2, a side elevation of the churn, and Fig. 3 a detail showing the handle.

A box, H, has side posts or battens, A, preferably dovetailed in it, said posts extending considerably below the box and centrally at the sides thereof. Secured to the ends of the box and also to the posts are rockers R, one for each side. Pieces C cover a portion of the top of the churn, and are beveled at their inner edges, one from below upward and the other from above downward, and have on the under sides at the said edges pieces D, forming rests for the cover. Frames formed of cross-pieces F, with uprights C', constitute

stationary dashers, and are held in place by slots E in the sides of the churn-box, said slots allowing their removal for cleaning or other purposes. The handle consists of a staff, M, with a V or similarly shaped continuation pivotally secured to a frame, L, erected on the machine by being set in holes in the tops of the posts A. This handle is flexible and easily managed to operate the churn, which is rocked thereby, and is readily removed when so desired.

The device above described is an improvement on a patent granted to me May 8, 1866, No. 54,583.

I claim—

The combination, with a churn-box grooved on the sides, of dashers resting in said grooves, posts on the side of the box and extending below it, rockers secured to the ends of the box and also to the posts, and a handle consisting of a frame removably secured to the posts, and an operating portion pivoted to the said frame, the whole operating substantially as and for the purpose specified.

HORACE MOTT.

Witnesses:

JAMES A. LYONS,  
GEORGE R. CLOUD.