

(No Model.)

G. N. MARCH.

STUD.

No. 329,754.

Patented Nov. 3, 1885.

Fig. 1.

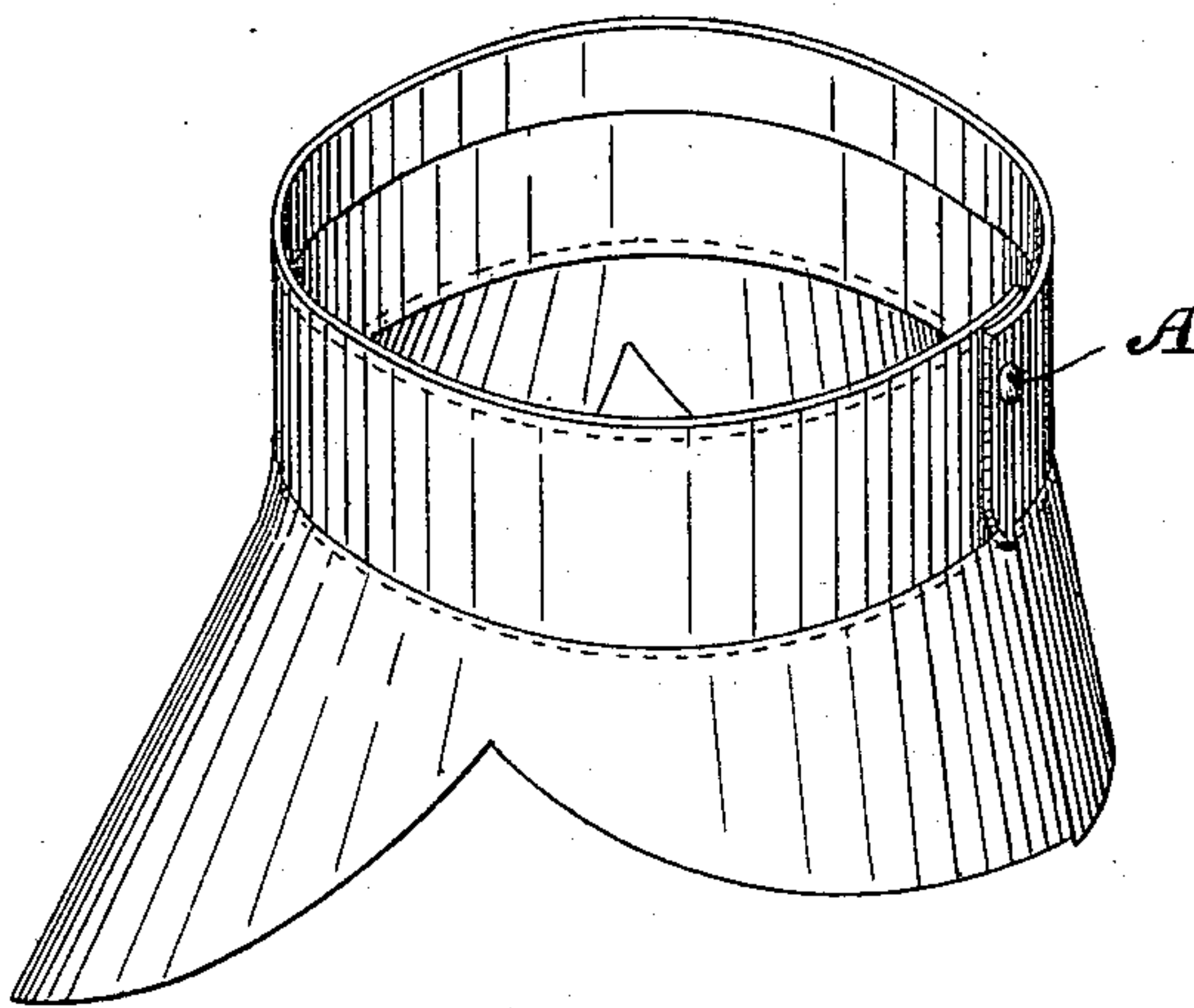


Fig. 4.

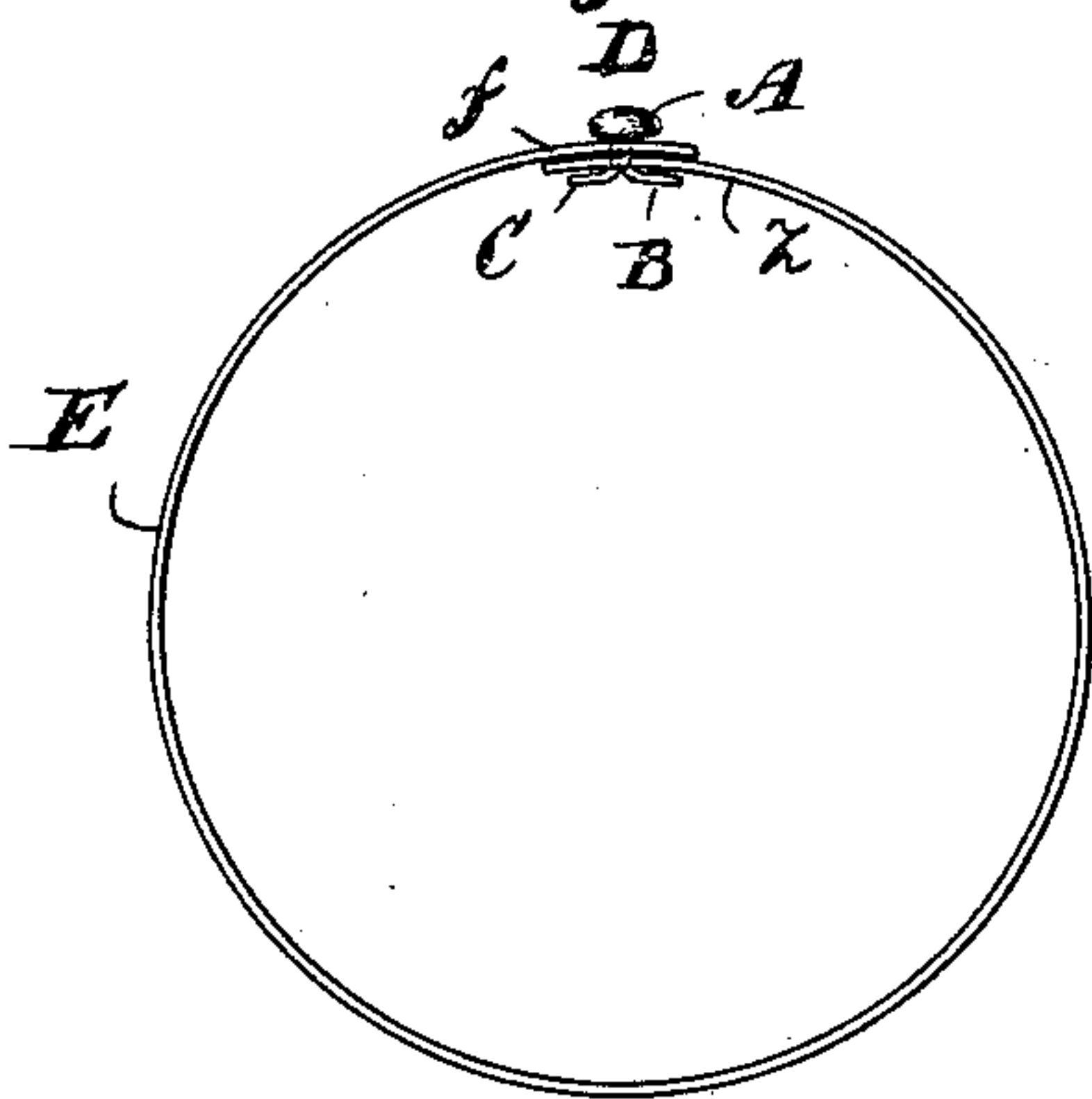


Fig. 2.

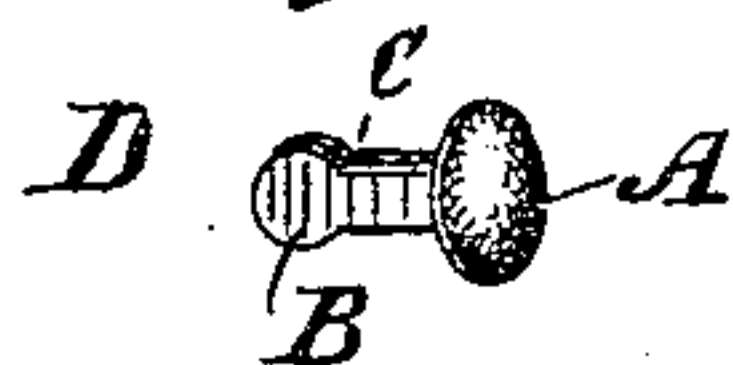


Fig. 5.

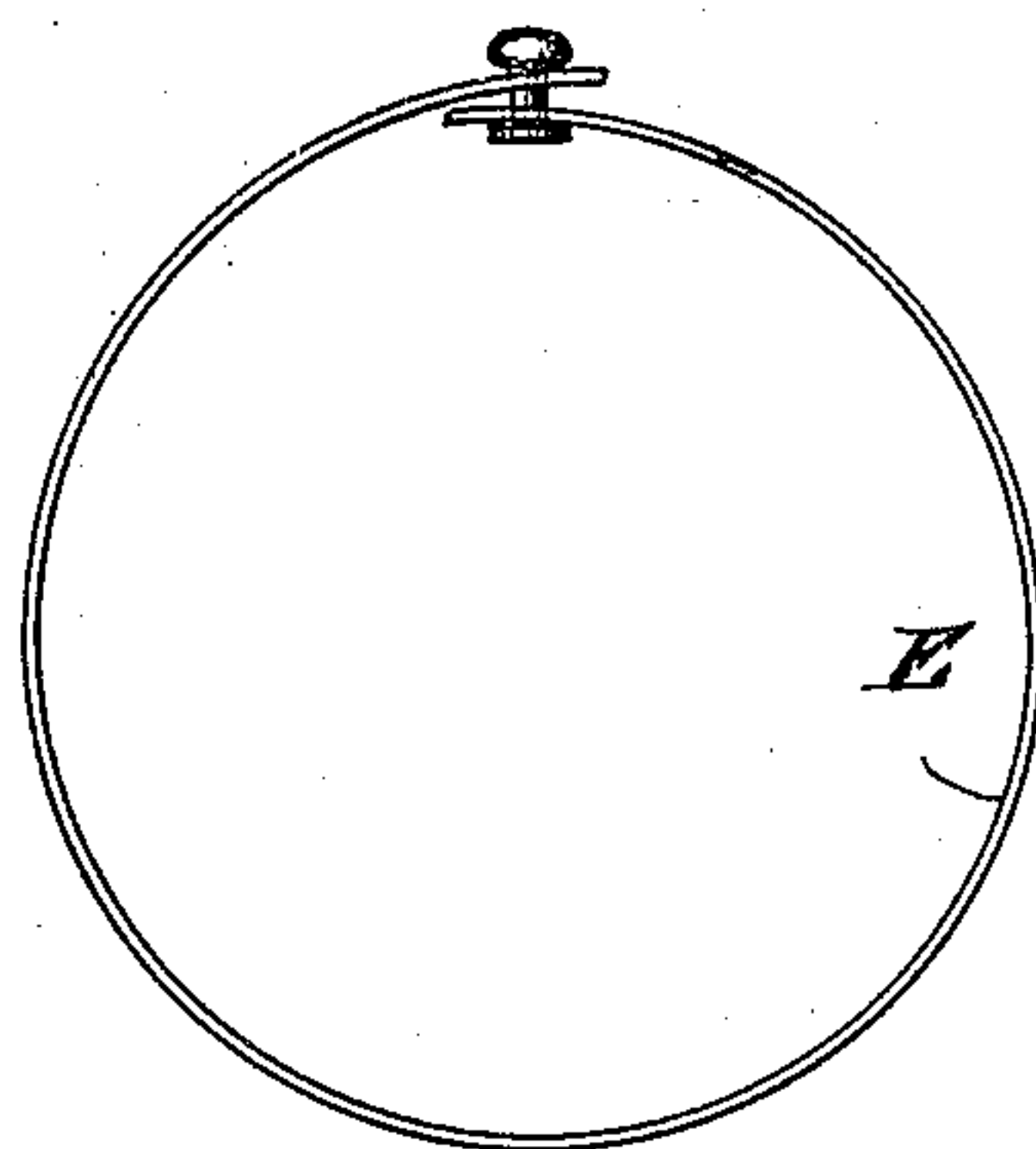
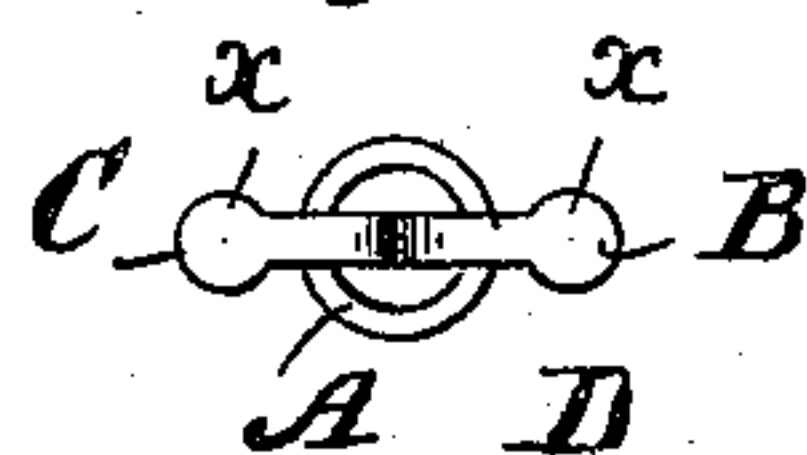


Fig. 3.



Witnesses.

E. Blanta.

L. J. White.

Inventor.

George N. March.

Per

C. A. Shaw
Attorney.

UNITED STATES PATENT OFFICE.

GEORGE N. MARCH, OF WATERTOWN, MASS., ASSIGNOR, BY MESNE ASSIGNMENTS, TO THE FIBERLENE COLLAR COMPANY, OF PORTLAND, ME.

STUD.

SPECIFICATION forming part of Letters Patent No. 329,754, dated November 3, 1885.

Application filed June 9, 1885. Serial No. 168,190. (No model.)

To all whom it may concern:

Be it known that I, GEORGE N. MARCH, of Watertown, in the county of Middlesex, State of Massachusetts, have invented a certain new and useful Improvement in Studs, of which the following is a description sufficiently full, clear, and exact to enable any person skilled in the art or science to which said invention appertains to make and use the same, reference being had to the accompanying drawings, forming part of this specification, in which—

Figure 1 is an isometrical perspective view representing a lady's collar provided with a cape and having its ends secured by my improved stud; Fig. 2, a perspective view of the stud detached, its arms being represented as closed; Fig. 3, a rear elevation of the same, the arms being represented as open, or bent outwardly and down upon the body or head of the stud; Fig. 4, a top or plan view of a collar the ends of which are represented as fastened or secured by my improved stud, and Fig. 5 a like view, the ends being represented as secured by an ordinary stud.

Like letters of reference indicate corresponding parts in the different figures of the drawings.

My invention relates to that class of studs which are employed for fastening or securing the ends of collars, cuffs, &c., more especially those worn by ladies; and it consists in a novel construction and arrangement of the parts, as hereinafter more fully set forth and claimed, the object being to produce a more effective and otherwise desirable article of this character than is now in ordinary use.

The nature of the improvement will be readily understood by all conversant with such matters from the following explanation, its extreme simplicity rendering an elaborate description unnecessary.

In the drawings, A represents the head or body of the stud, B C the arms, D the stud considered as a whole, and E the collar. The body is segmental in form, being round in area, flat on its rear, and curved or oval on its front. Projecting from the rear side of the body, at a right angle to the plane thereof, are two arms, B C, the inner ends of which, where they join said body, being preferably

disposed in juxtaposition and their outer ends slightly enlarged laterally and rounded, as shown at *x*. The body is preferably composed of metal, but may be made of stone, glass, rubber, or any other suitable material, and may also be jeweled, if desired. The arms are flat and composed of non-elastic or slightly elastic metal, preferably soft brass, copper, or similar material, and may be attached to the body in any suitable manner. Ordinary studs of this character, whether composed of metal or other materials, usually consist of a body, a button or disk, and a shank or stud proper by which the button and body are connected; but as the shank is sometimes longer than the diameter or thickness of the overlapped ends of the collar with which the stud is used said ends are liable to gape or open, as shown in Fig. 5, when the collar is worn, thereby giving it an untidy appearance. My invention is designed to obviate this objection; and to that end I omit the disk or button of the stud and also its rigid shank, and in lieu thereof employ the flexible arms B C, which in use are passed from the front through the stud-holes in the ends *f z* of the collar and bent down flat onto the inner face of the end *z*, as shown in Fig. 4, thereby securely fastening said ends together and preventing them from gaping or spreading apart. It will be understood that the arms B C are sufficiently resilient and rigid to keep their places or stay in position after being bent down onto the inner face of the collar, as described, and also sufficiently flexible to enable them to be easily straightened and the stud readily removed when desired. The enlarged and rounded ends *x* are designed to be of such size as to require the exertion of a slight amount of force to push them through the stud-holes, so that in case the stud should become loose by the arms getting accidentally unbent it will not be so liable to be lost as though said arms were not thus enlarged. I do not, however, confine myself to enlarging the arms at their free ends, as described, although I deem it preferable to do so; neither do I confine myself to making them flat, as they may be made in any other suitable form; nor to using the stud for collars exclusively, as it will be ob-

vious that it is well adapted for cuffs, &c.,
and also for a bosom-stud, the arms being
passed through a stud-hole in the bosom when
so used and bent down onto the inner side of
5 the same. Neither do I confine myself to con-
necting the arms B C independently to the
head or body A, as they may be made integral
or united with each other at the point where
they join said body, if desired, although it is
10 preferable to have them separated their entire
length, or nearly so.

Having thus explained my invention, what
I claim is—

The improved collar-stud herein described,
the same consisting of the head or body A 15
and arms B C, provided with the enlarged
ends *x*, constructed, combined, and arranged
to operate substantially as described.

GEORGE N. MARCH.

Witnesses:

C. A. SHAW,
L. J. WHITE.