

(No Model.)

M. F. DUNN.

FOLDING AND PORTABLE WARDROBE.

No. 329,445.

Patented Nov. 3, 1885.

Fig. 1.

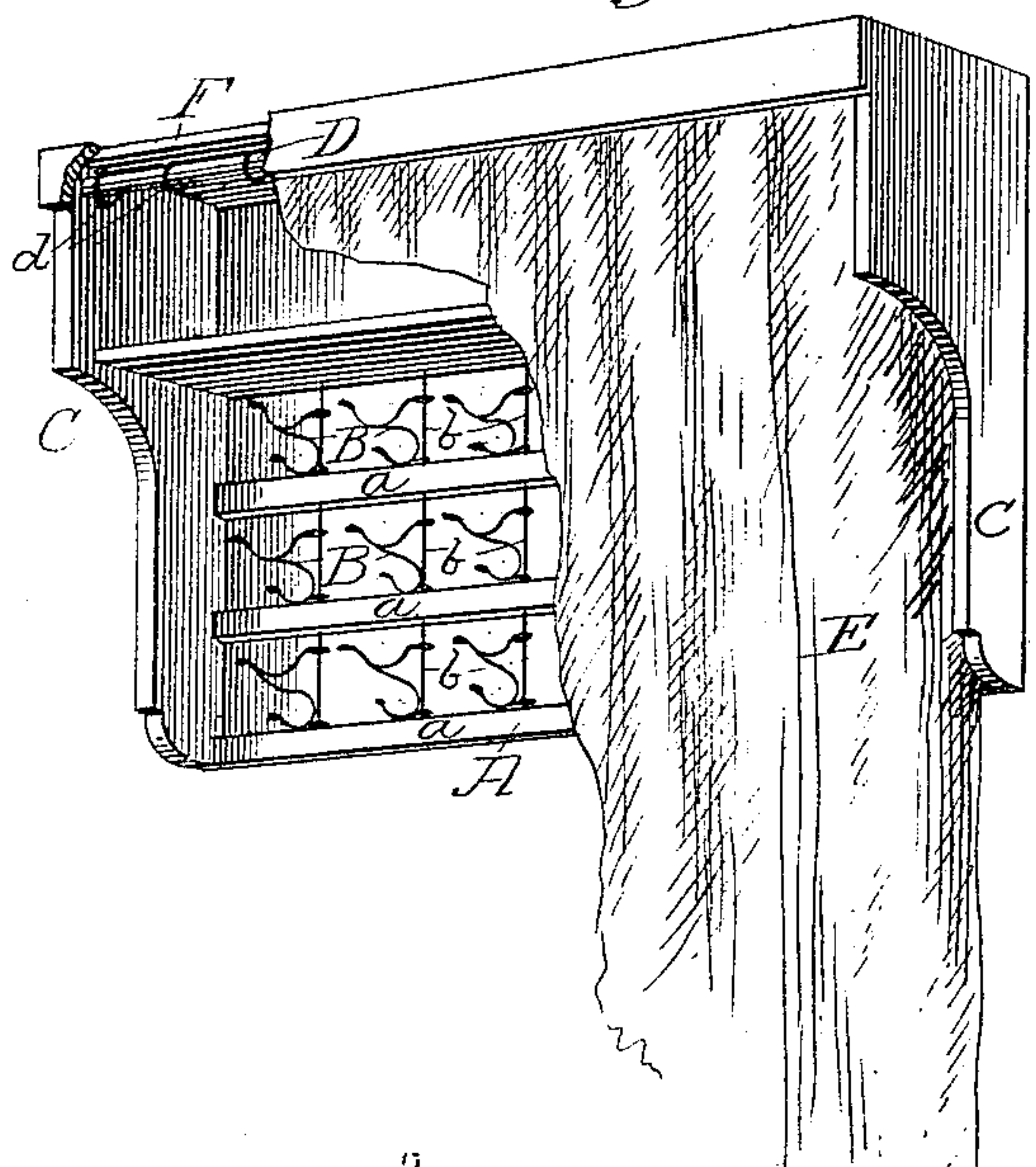


Fig. 2.

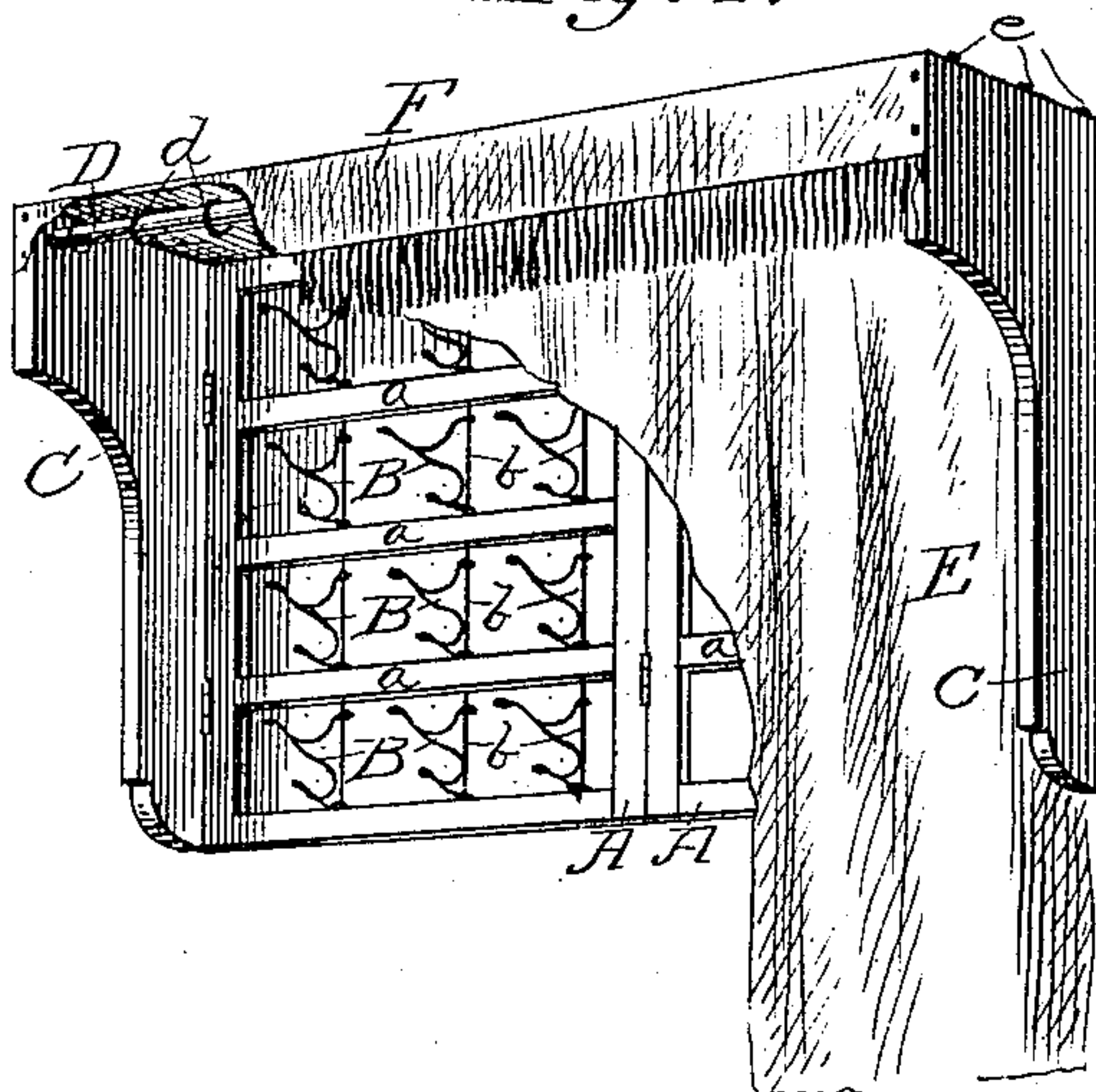


Fig. 5.

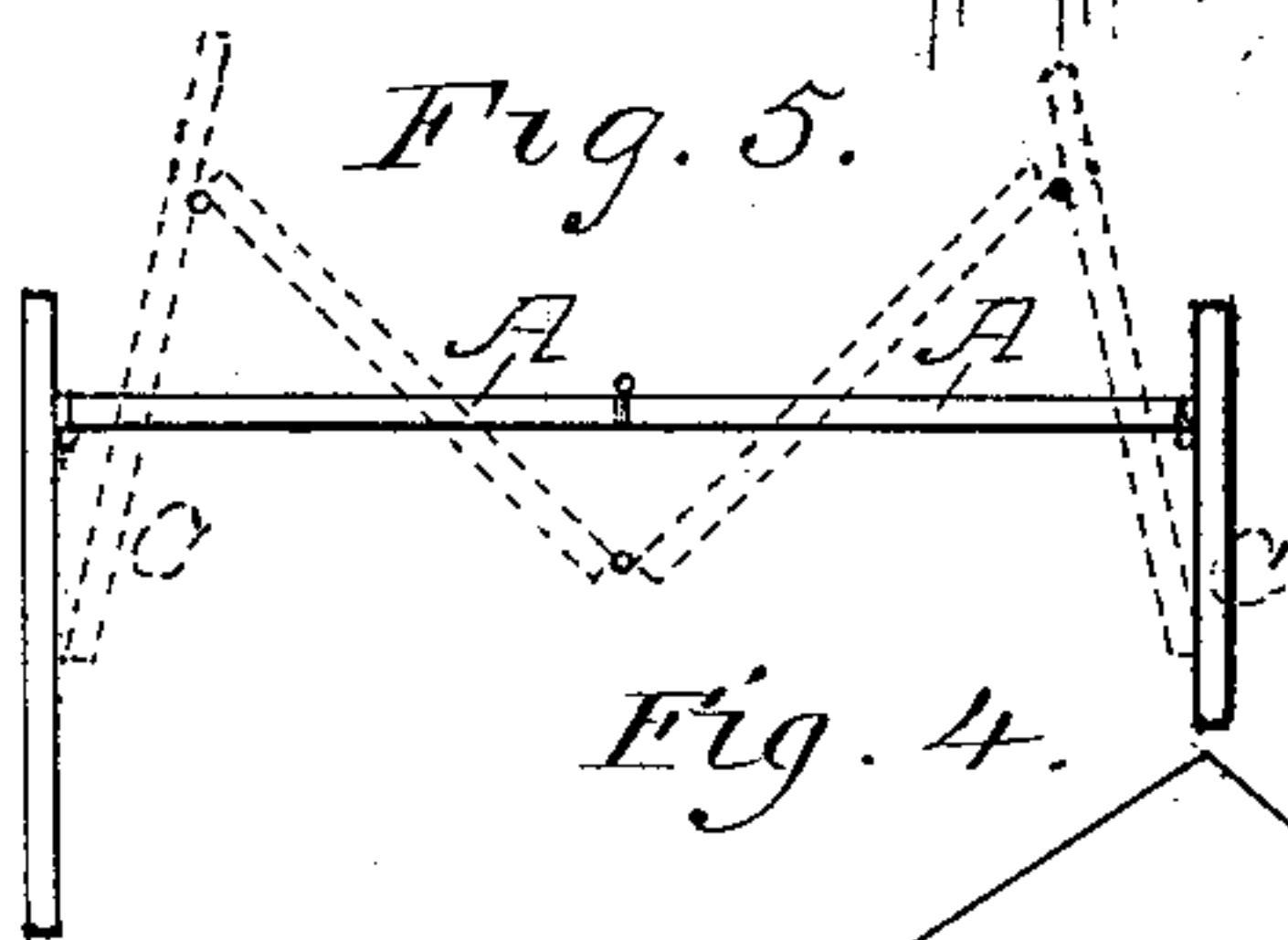


Fig. 4.

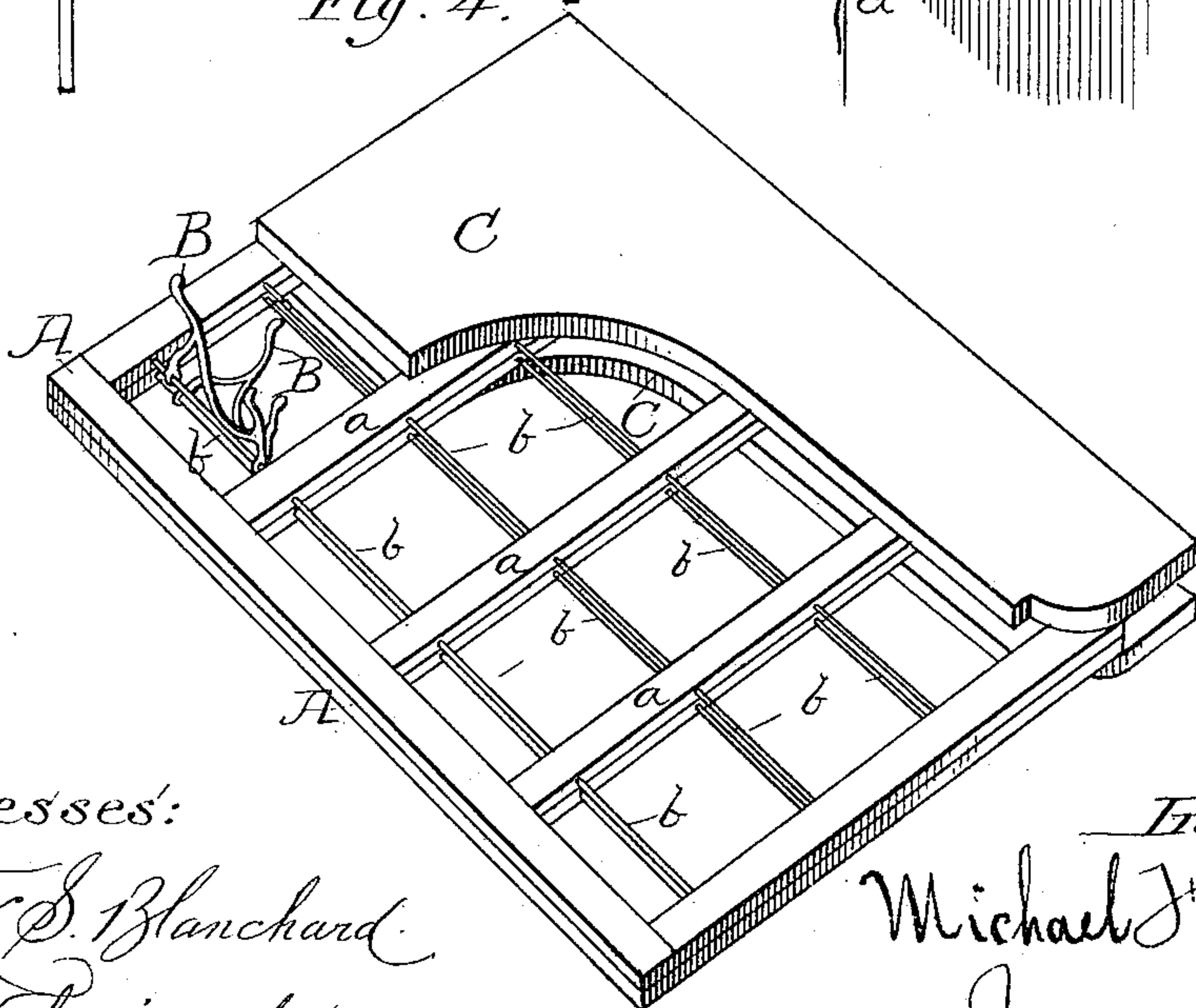
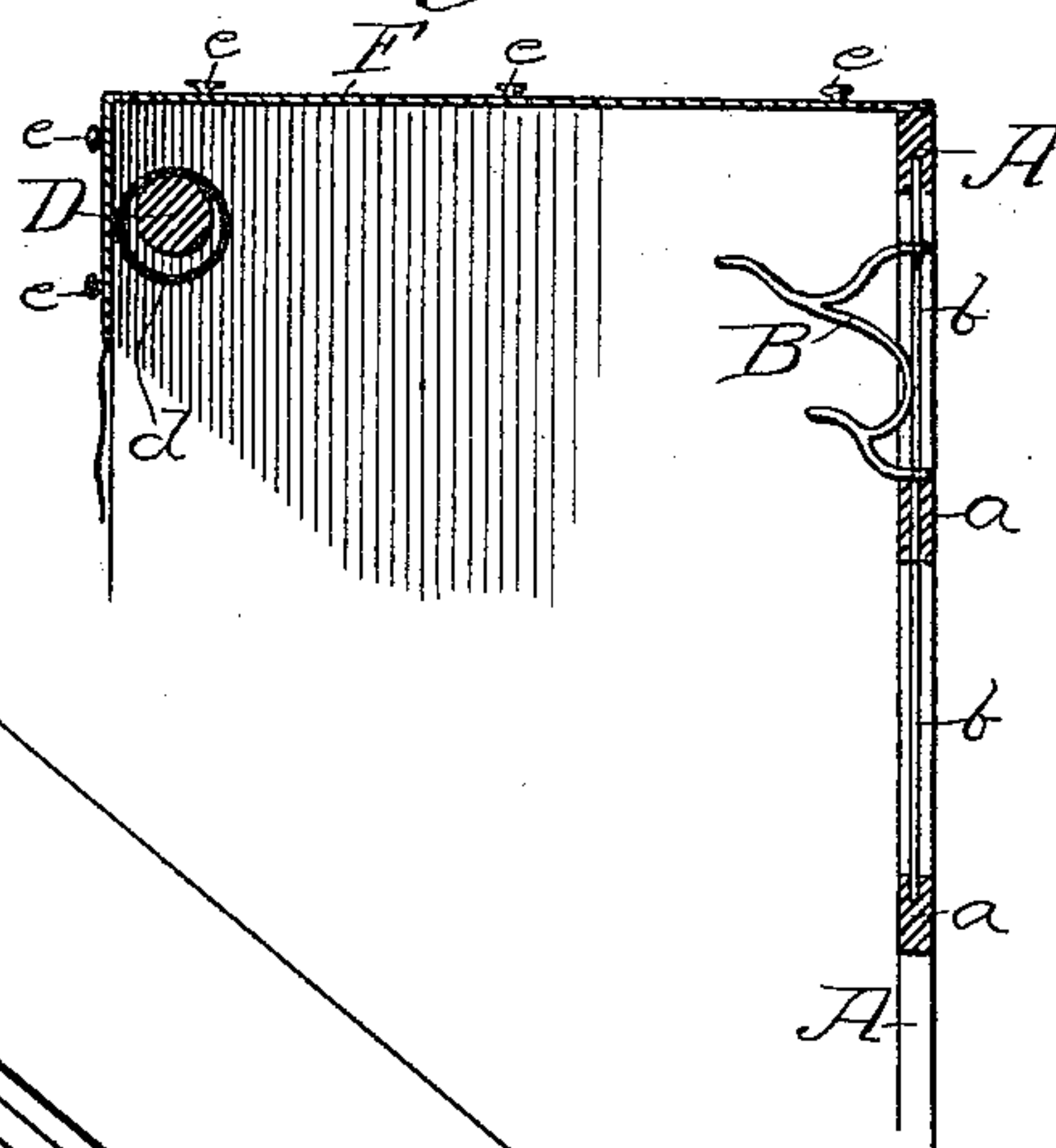


Fig. 3.



Witnesses:
Frank S. Blanchard
E. W. Schirach

Inventor:
Michael F. Dunn.
By James H. Coyne,
Attorney.

UNITED STATES PATENT OFFICE.

MICHAEL F. DUNN, OF PULLMAN, ILLINOIS.

FOLDING AND PORTABLE WARDROBE.

SPECIFICATION forming part of Letters Patent No. 329,445, dated November 3, 1885.

Application filed May 23, 1884. Serial No. 132,570. (No model.)

To all whom it may concern:

Be it known that I, MICHAEL F. DUNN, of Pullman, in the county of Cook and State of Illinois, have invented certain new and useful
5 Improvements in Folding and Portable Wardrobes; and I do hereby declare that the following is a full, clear, and exact description of the invention, which will enable others skilled in the art to which it appertains to make and
10 use the same, reference being had to the accompanying drawings, and to letters of reference marked thereon, which form a part of this specification.

The object of my invention is to furnish a
15 simple and cheap portable and folding wardrobe or clothes-press, which is especially adaptable for temporary use in bedrooms, but which is at the same time a desirable substitute for the large and cumbersome cabinet-
20 wardrobes in current use.

My improved wardrobe consists of folding frames constituting the back and sides of the wardrobe. The back or rear frames have several series of oscillating hooks pivoted to
25 them in such manner that when they are folded they can be swung back out of the way. There is also a cover covering the said frames when open, and a curtain suitably hung dropping down in front of the hooks and hiding
30 from view articles of clothing placed thereon.

In the drawings, Figures 1 and 2 are perspective views of my improved wardrobe. Fig. 3 is a vertical transverse section of the same. Fig. 4 is a perspective view of the wardrobe-
35 frames folded. Fig. 5 is a plan view of the said frames.

Reference being had to the drawings, A A represent two open rectangular frames hinged together at their adjacent vertical sides, and
40 each provided with horizontal cross strips or bars *a a*. Arranged vertically between the cross strips or bars *a a* are the pivotal rods *b b*, on which are pivoted the hooks B, as shown, in such manner that when the frames A A are
45 folded together they can be swung inward longitudinally with and between the cross-bars *a a*. Hinged to the outer vertical side edges of frames A A are the bracket-shaped side frames, C C, each of which is adapted to fold
50 in against the frames A to which it is connected. When opened for use, the frames A A are aligned on the same plane, so as to bear flat against the wall, and the outer ends of the

side frames, C C, are connected by a curtain-pole, D, having rings *d d* thereon, from which
55 hangs the curtain E, hanging down in front of the hooks B, and hiding from view the articles of clothing, &c., hung thereon.

In order to maintain the side frames at right angles to the frames A, and to protect the interior of the wardrobe from dust, I place over
60 the top a cover, F, preferably of cloth, which is secured in position by means of carriage-buttons *e e*. If desired, this top may drop down in front of the pole D, and be variously
65 ornamented to form a lambrequin.

In Fig. 1 of the drawings is shown a modification of my improved wardrobe. In it the side and hook frames A A are permanently
70 secured to each other, and, as shown, a shelf is arranged above the plane of the hooks; otherwise it is the same as the adjustable folding wardrobe.

What I claim as new, and desire to secure by Letters Patent, is—

1. A folding and portable wardrobe consisting of the open rectangular frames hinged together, oscillating hooks pivoted therein, the bracket-shaped side frames hinged to the outer
80 edges of said rectangular frames, and a curtain-pole connecting the said side frames.

2. The combination, in a wardrobe, of the open frames A A, hooks B, hinged thereon, side frames, C C, pole D, and curtain E.

3. The combination, in a wardrobe, of the
85 open frames, A, hooks B, hinged thereon, side frames, C, and cover F, substantially as set forth.

4. The combination, in a wardrobe, of the open frames A, hooks B, hinged thereon, side
90 frames, C, cover F, and curtain E, substantially as and for the purpose set forth.

5. The combination, in a folding and portable wardrobe, of the open frames A, hinged together, hooks B, pivoted thereon, side frames,
95 C, hinged to the outer sides of frames A, pole D, connecting said side frames, curtain E, hung therefrom, and cover F, as hereinbefore described.

In testimony that I claim the foregoing as
100 my own I hereunto affix my signature in presence of two witnesses.

MICHAEL F. DUNN.

Witnesses:

JAMES H. COYNE,

FRANK D. THOMASON.