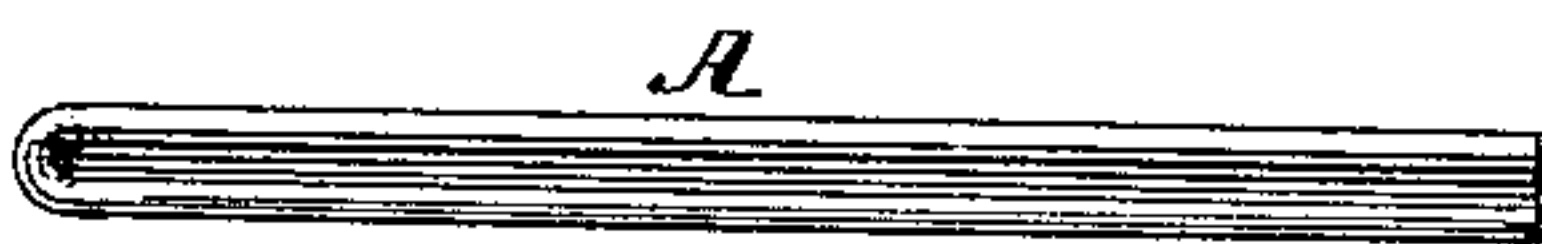


(No Model.)


J. CHRISTY, Jr.  
BUTTON FASTENER.

No. 329,437.

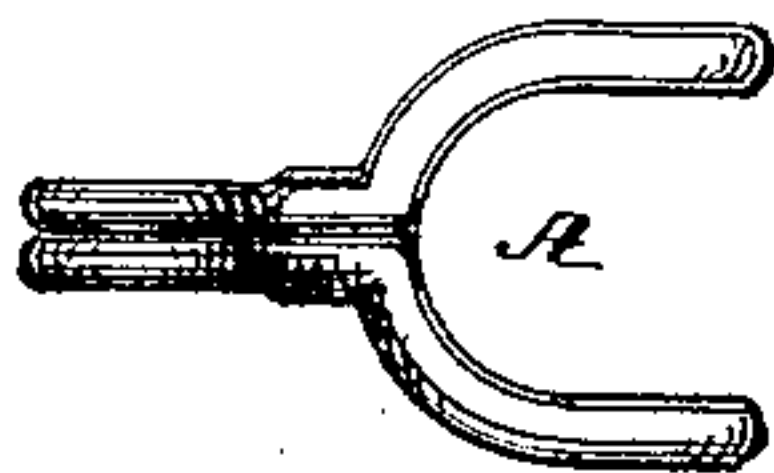
Patented Nov. 3, 1885.



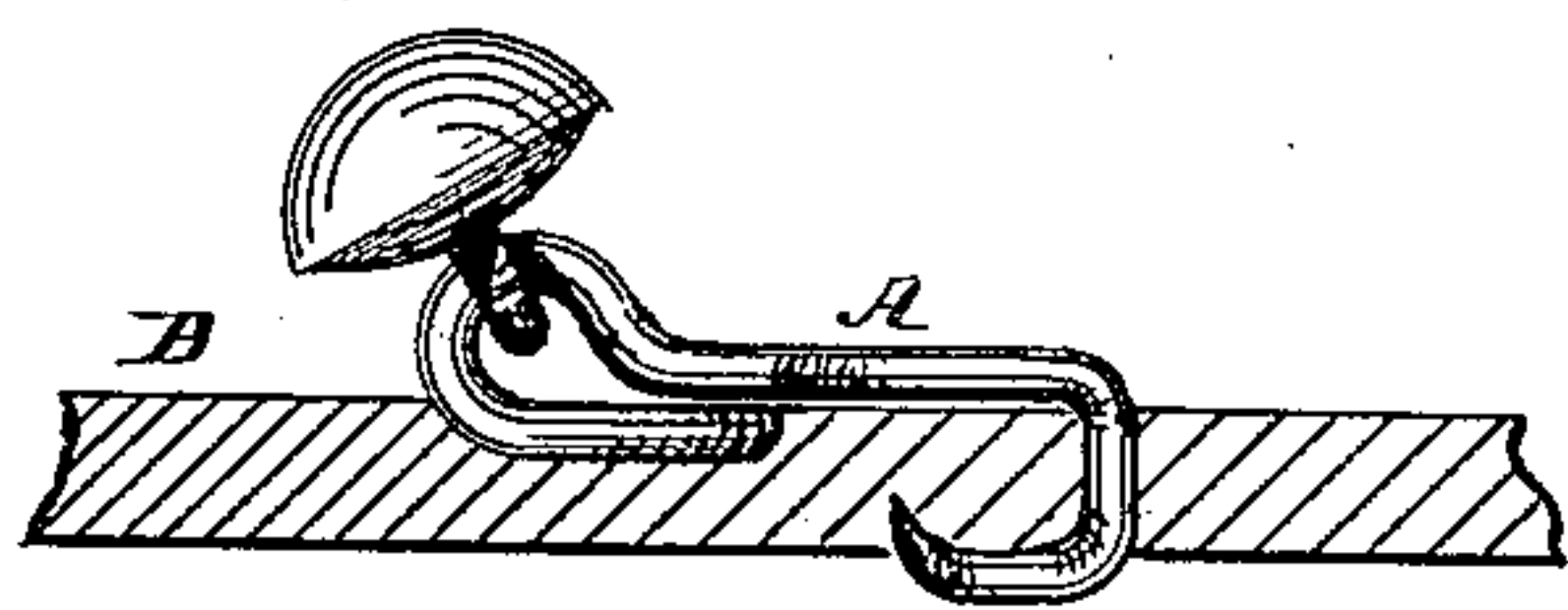
*Fig. 1.*



*Fig. 2.*



*Fig. 3.*



*Fig. 4.*

*Witnesses:*

*E. M. Stuart*  
*John M. Mearns*

*Inventor:*

*James Christy, Jr.*  
*C. P. Humphrey*

*Atty.*

# UNITED STATES PATENT OFFICE.

JAMES CHRISTY, JR., OF AKRON, OHIO.

## BUTTON-FASTENER.

SPECIFICATION forming part of Letters Patent No. 329,437, dated November 3, 1885.

Application filed August 19, 1885. Serial No. 174,779. (No model.)

*To all whom it may concern:*

Be it known that I, JAMES CHRISTY, Jr., a citizen of the United States, and a resident of Akron, in the county of Summit and State of Ohio, have invented a new and useful Improvement in Button-Fasteners, of which the following is a specification.

My invention has relation to improvements in two-prong button-fasteners, and it has for its object the production of a fastener which shall have great strength, be readily applied, and easily removed.

It consists of the device illustrated in the accompanying drawings, as hereinafter described and specifically claimed.

In the accompanying drawings, which are greatly enlarged for the sake of clearness, Figure 1 shows my improved fastener as first folded; Fig. 2, a side elevation of fastener completed; Fig. 3, a plan of Fig 2, and Fig. 4 the fastener applied.

The fastener is constructed of a single wire, A, which is first folded in its center, bringing the two halves contiguous and parallel, as shown in Fig. 1. At about two-fifths the distance from the fold the two wires are bent upward side by side, thence curved toward the fold into a hook, with the fold resting be-

neath and back of the upward bend. Back of the upward bend said wires are flattened and bent sharply outward, and curved backward until they are parallel, and are thence bent downward, forming two prongs, as shown in Figs. 2 and 3. In use the hook is inserted in a button-eye, the two prongs pressed through the material B, and clinched in the direction of the hook, and by the same operation the open end of the hook is closed.

I claim—

A button-fastener consisting of a single wire folded in two contiguous parallel halves, the folded end bent upward, and thence curved forward, downward, and backward, forming a hook with its end below and back of said upward bend, the two wires back of said upward bend being flattened, turned outward, and curved backward and thence downward, substantially as shown, and for the purpose specified.

In testimony that I claim the foregoing I have hereunto set my hand this 15th day of August, A. D. 1885.

JAMES CHRISTY, JR.

Witnesses:

C. P. HUMPHREY,  
C. E. HUMPHREY.