

(No Model.)

L. JORDAN.

TOILET CASE.

No. 328,588.

Patented Oct. 20, 1885.

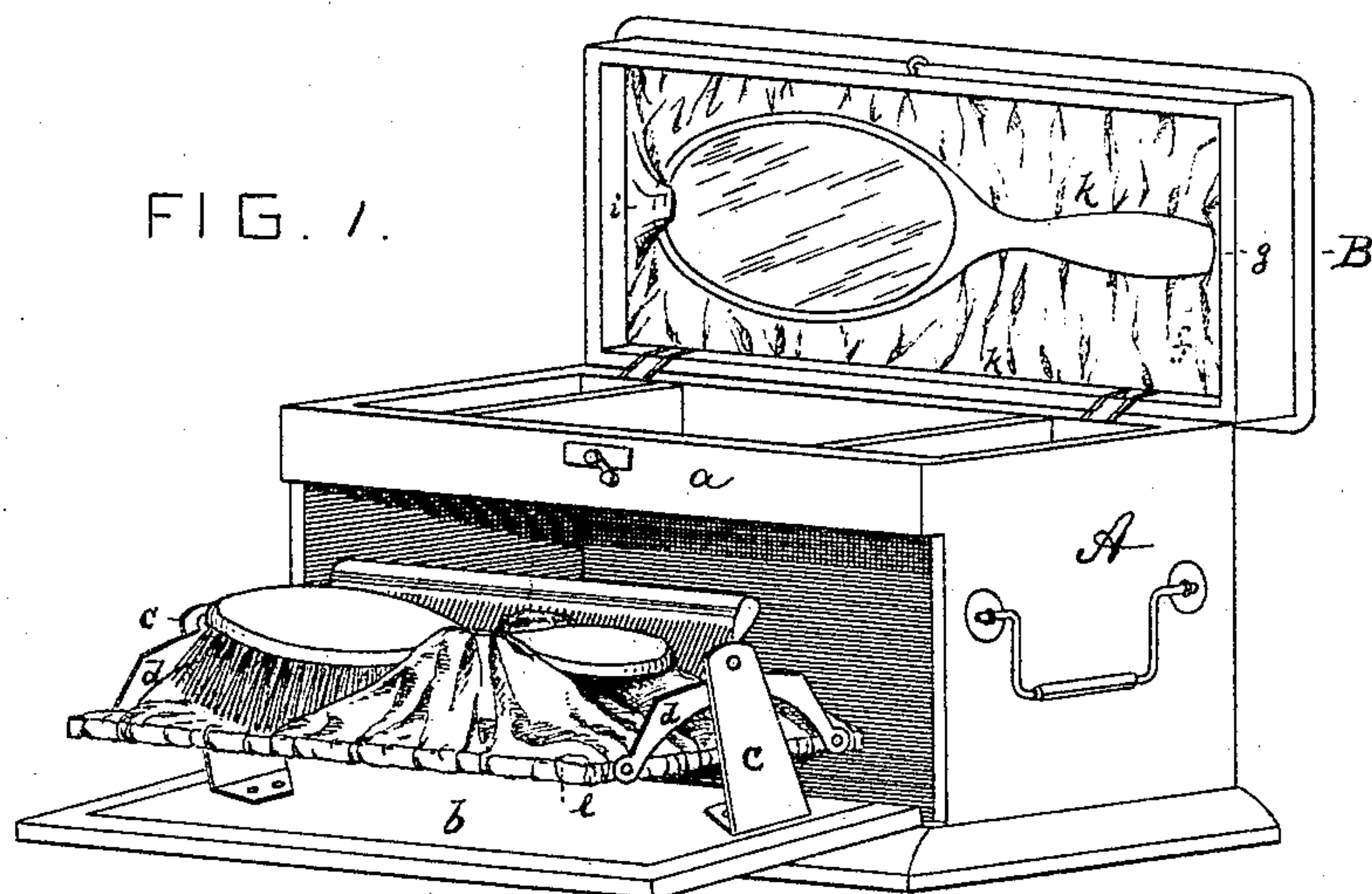

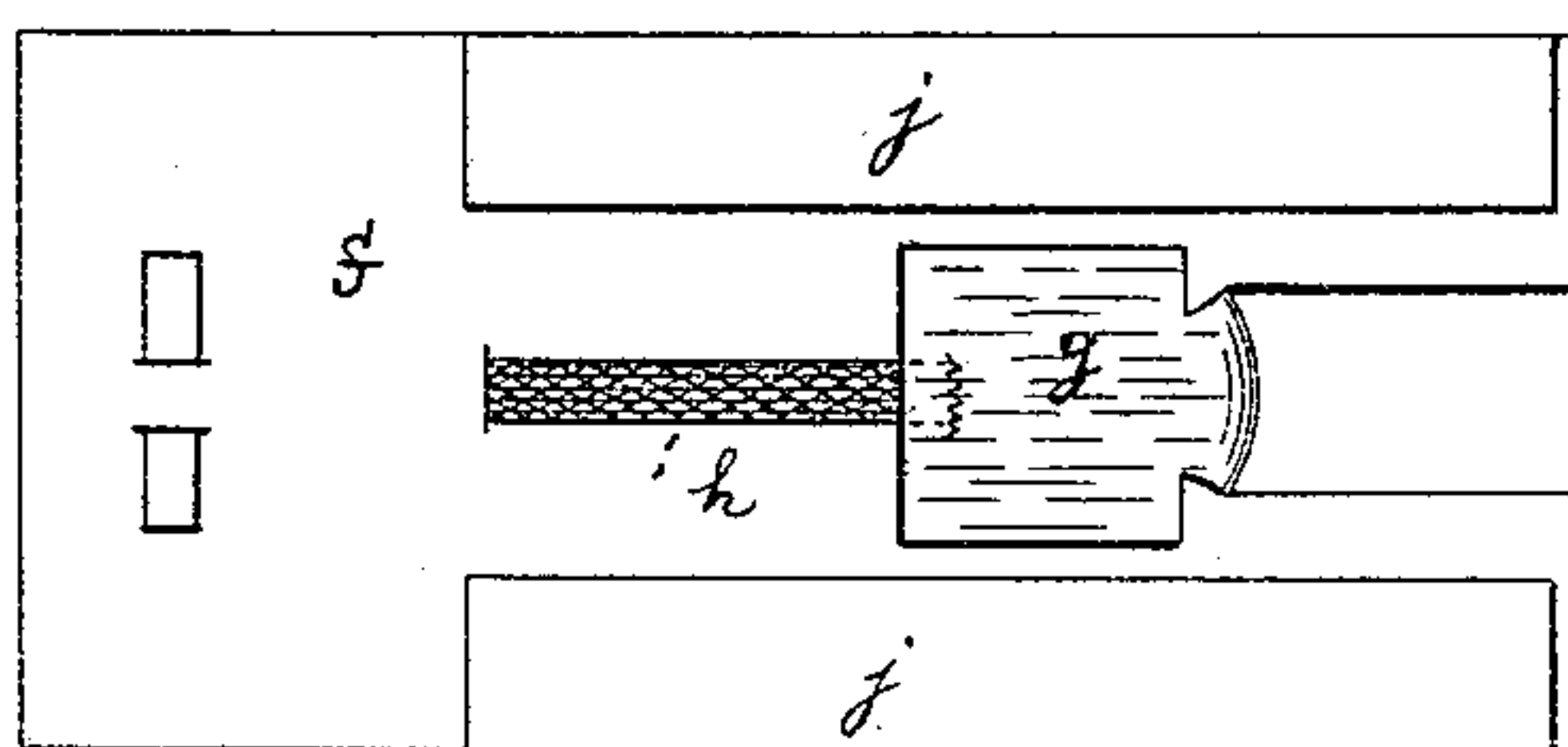
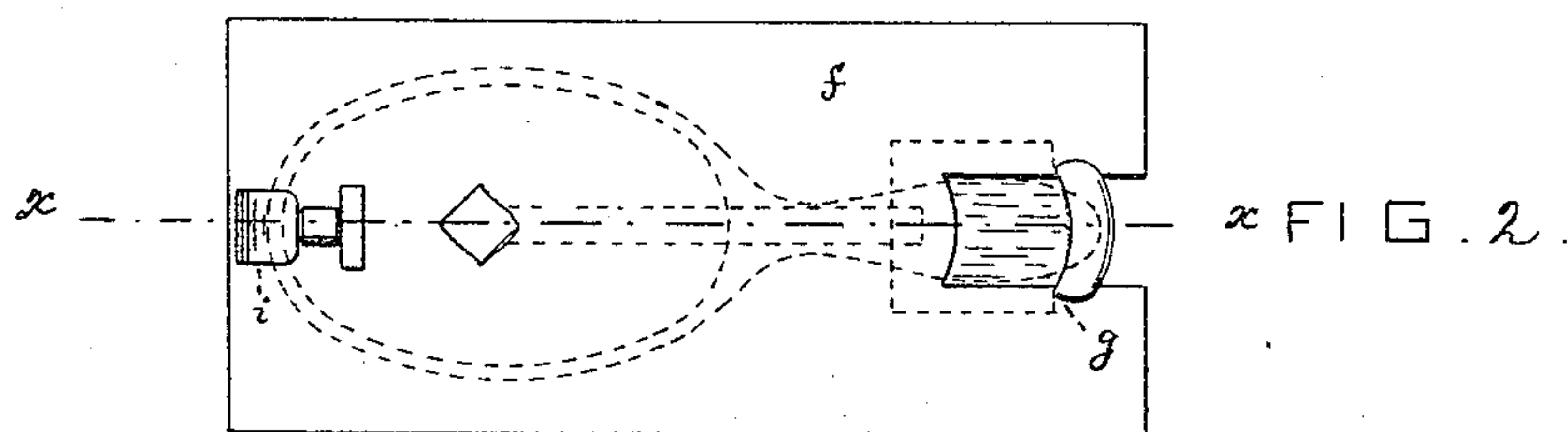
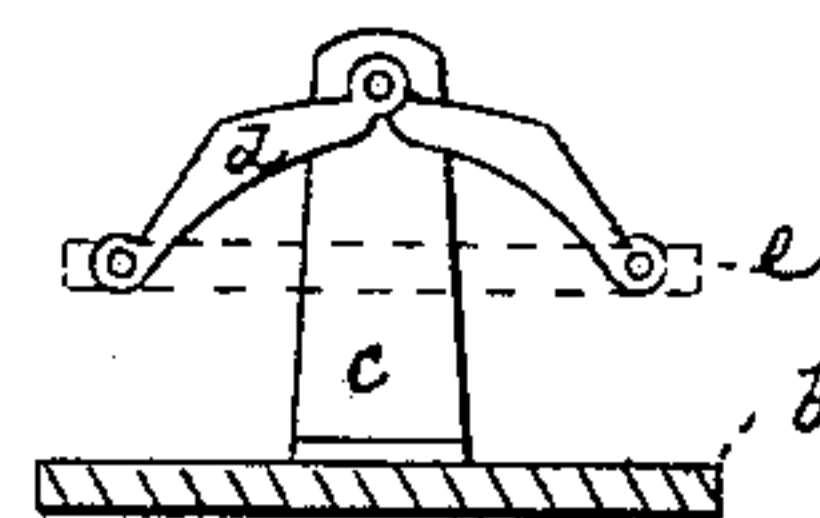


FIG. 5.



WITNESSES

Robt Roy.
Chas. E. Hughes

INVENTOR

Louis Jordan
by his attorneys
Ressler & Friesen

UNITED STATES PATENT OFFICE.

LOUIS JORDAN, OF NEW YORK, N. Y.

TOILET-CASE.

SPECIFICATION forming part of Letters Patent No. 328,588, dated October 20, 1885.

Application filed June 4, 1885. Serial No. 167,615. (No model.)

To all whom it may concern:

Be it known that I, LOUIS JORDAN, of the city of New York, county and State of New York, have invented a new and Improved Toilet-Case, of which the following specification is a full, clear, and exact description.

This invention relates to an improvement in toilet-cases, and more particularly to the devices for retaining brushes, combs, and other toilet utensils in position.

The invention consists in the various features of improvement hereinafter more fully pointed out.

In the accompanying drawings, Figure 1 is a perspective view of my improved toilet-case. Fig. 2 is a face view of the inner side of the cover with the lining removed. Fig. 3 is a rear view of the plate shown in Fig. 2. Fig. 4 is a section on line *x x*, Fig. 2; and Fig. 5, a sectional side view of the pivoted plate.

The letter A represents a toilet-case of square or other form, and having its front side, *a*, partially cut away to present a rectangular or other opening. *b* is a lid or cover hinged to the lower edge of case A, and adapted to be swung upward so as to close the opening in side *a*. To each end of lid *b* there is attached an upright, *c*, to the upper end of which is pivotally connected a downwardly extending bracket, *d*. The brackets support a plate, *e*, which is properly cushioned and shaped so as to retain the brush, comb, or other toilet utensils. When the lid *b* is opened, as in Fig. 1, the plate *e* will be in proper horizontal position, so as to neatly present the toilet utensils. When the lid is closed, the plate *e* will swing on its pivots, and can in this way be readily introduced into case A. The cover B of case A is made with a false bottom plate, *f*, between which and the cover a narrow space is left. The plate *f* is slotted at one end, and

through this slot projects forwardly the bent end of a hook, *g*, which is thus free to slide to the right and left within the slot. At the back this hook is attached to plate *f* by an elastic band, *h*. *i* is a fixed hoop attached to the opposite end of plate *f*, and *j j* are a pair of pasteboard or other strips attached to the back of plate *f*, and serving to raise the plate *f* a short distance forward of cover B, and to thus produce the narrow space before mentioned. The entire plate *f*, and also the hooks *g i*, are covered by a folded piece of silk or other lining, *k*. A mirror or other utensil is placed with one edge beneath stationary hook *i*, and then the movable hook is first drawn toward the right, and then released to catch over the opposite edge of such utensil. In this way the plate *f* may be used to attach toilet articles of various sizes.

I am aware of the Patent No. 244,519, granted to A. Back, July 19, 1881, and of Patent No. 275,949, granted to A. Schulze April 17, 1883, and do not claim the constructions there-in described; but

I do claim as my invention—

1. The combination of toilet-case A, having open side *a*, with lid *b*, uprights *c*, pivoted downwardly-extending brackets *d*, and plate *e*, supported by said brackets, substantially as specified.

2. The combination of toilet-case A, having cover B, with false bottom *f*, hooks *g i*, band *h*, and with the strips *j*, all being so constructed that a space is left between false bottom and cover for receiving the body of hook *g*, substantially as specified.

LOUIS JORDAN

Witnesses:

F. V. BRIESEN,
ROBT. ROY.