

(No Model.)

S. L. HORTON.
MEMORANDUM CALENDAR.

No. 328,586.

Patented Oct. 20, 1885.

Fig. 1.

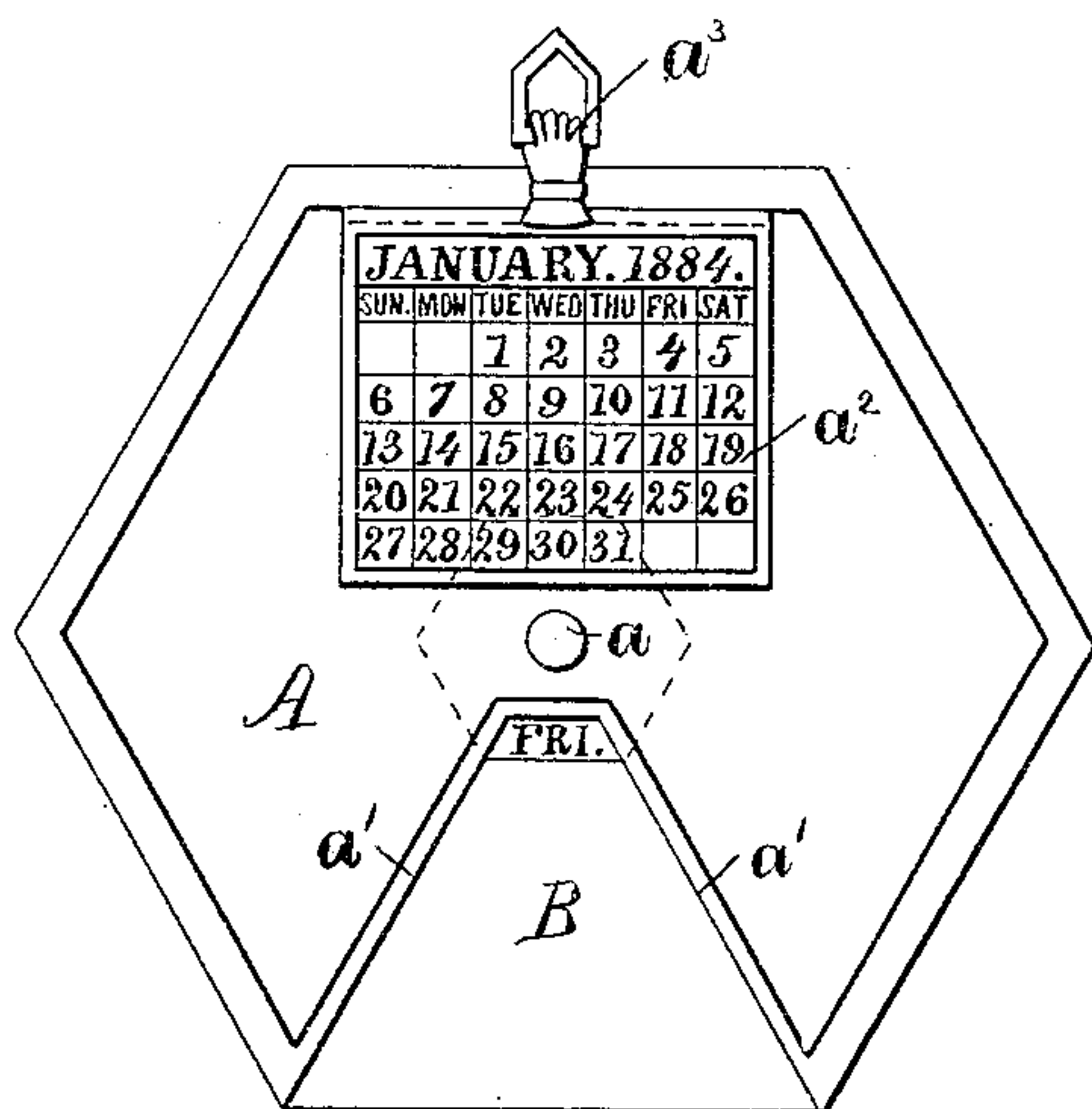


Fig. 2.

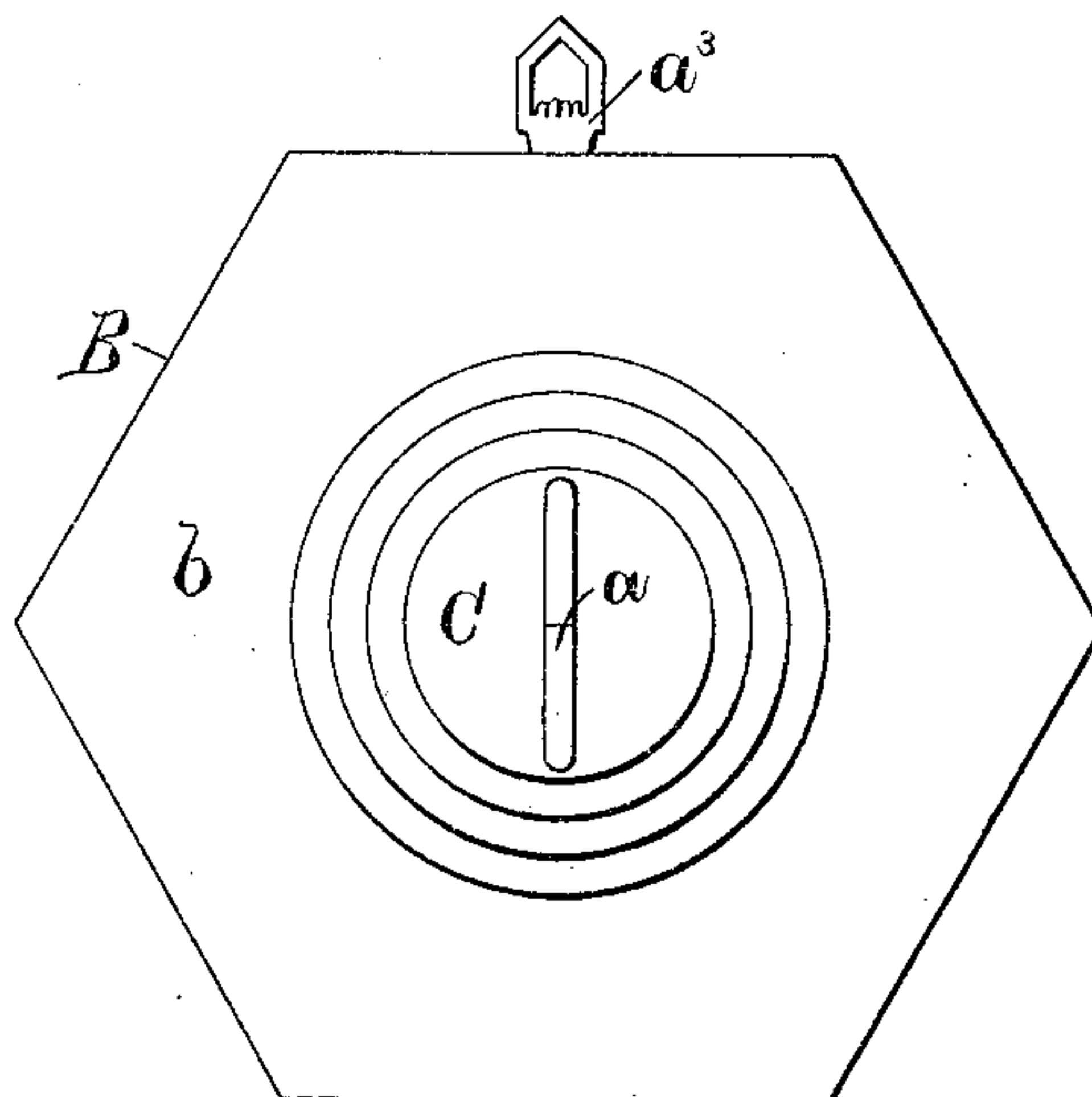


Fig. 5.

Fig. 3.

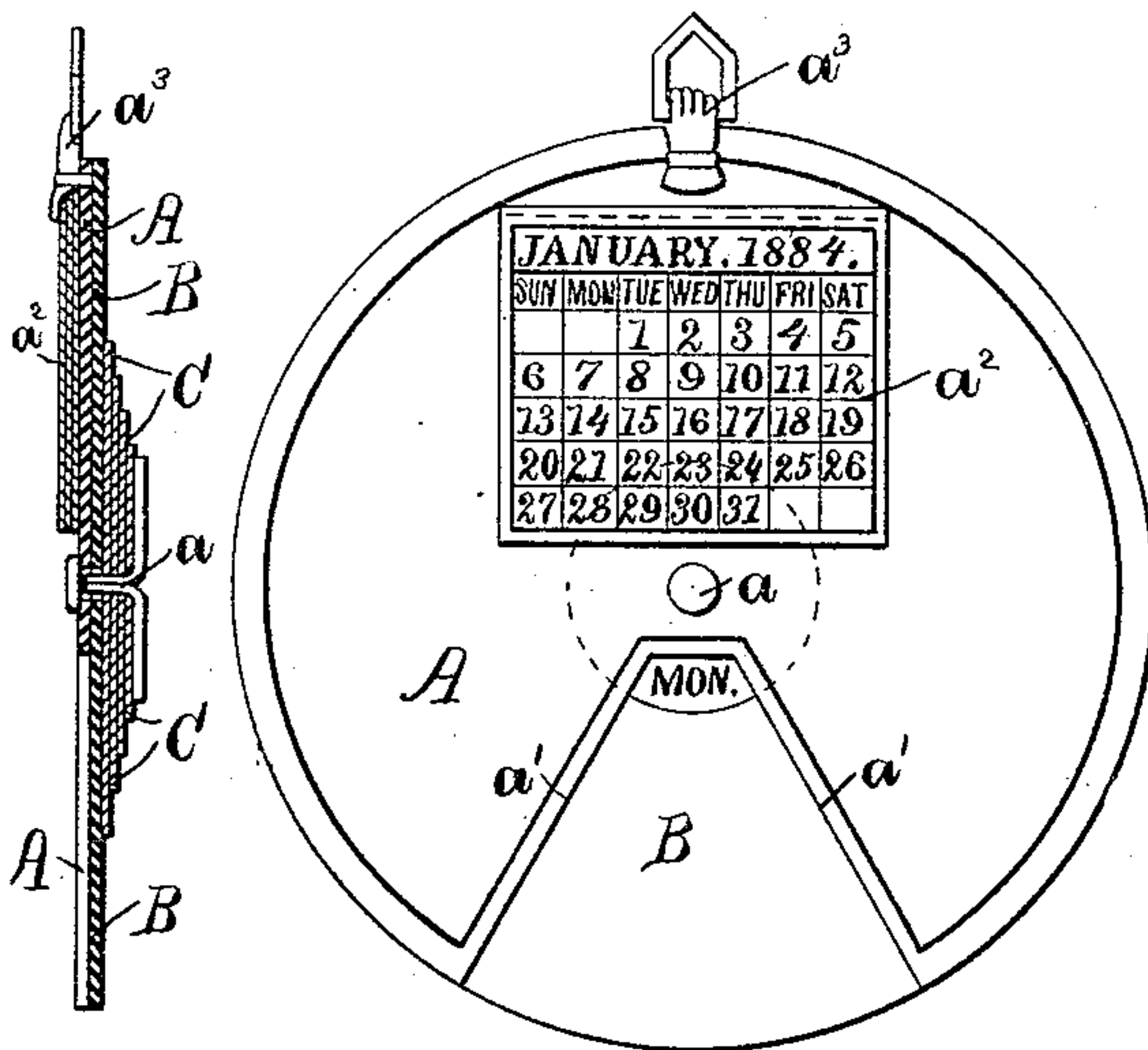
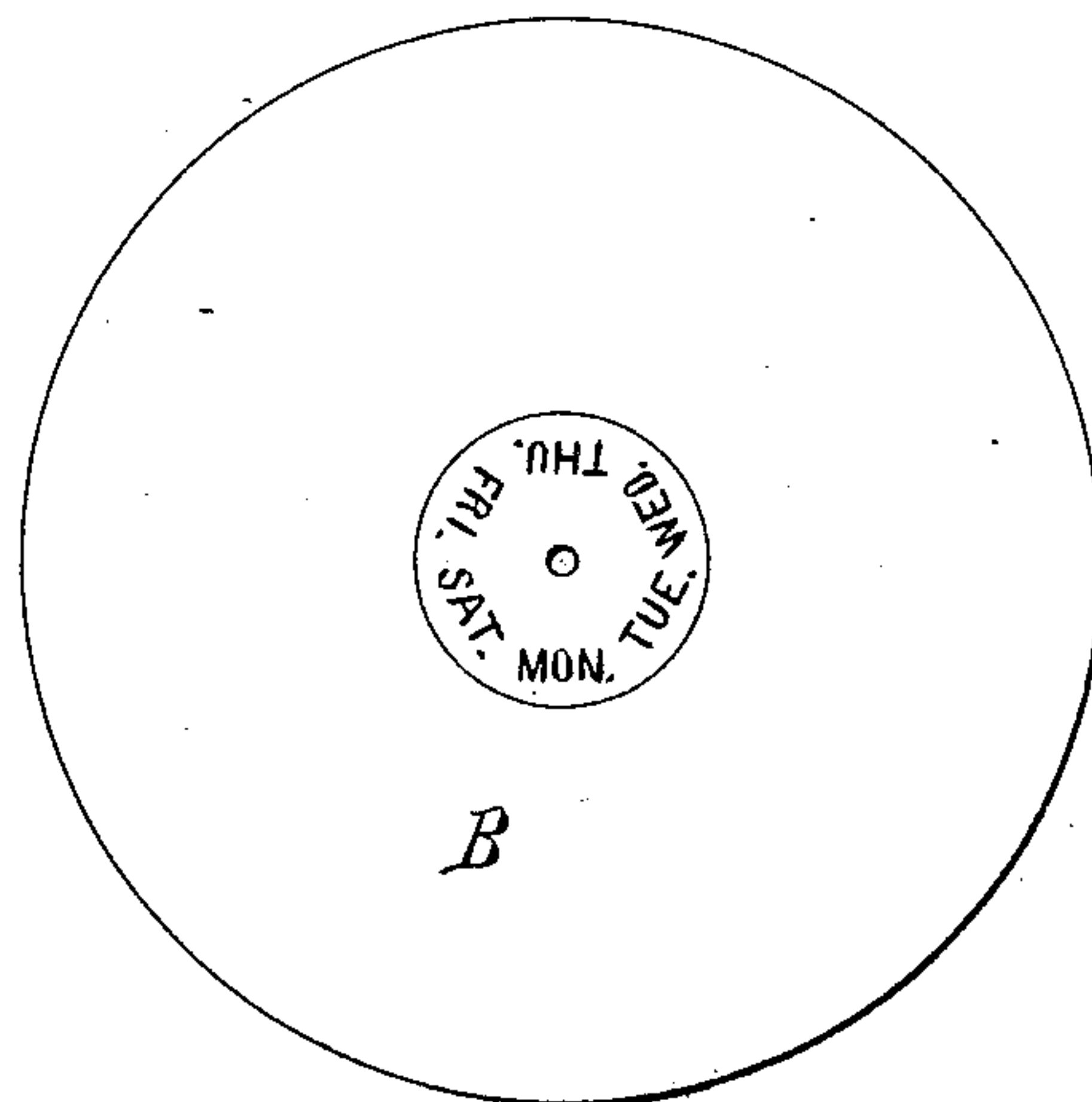


Fig. 4.



WITNESSES:

Chas. H. Luther Jr.
Jno. L. Condron.

INVENTOR:

Seth L. Horton
Joseph A. Miller & Co.
Attys.

UNITED STATES PATENT OFFICE.

SETH L. HORTON, OF PROVIDENCE, RHODE ISLAND.

MEMORANDUM-CALENDAR.

SPECIFICATION forming part of Letters Patent No. 328,586, dated October 20, 1885.

Application filed December 9, 1884. Serial No. 149,824. (No model.)

To all whom it may concern:

Be it known that I, SETH L. HORTON, of the city and county of Providence, and State of Rhode Island, have invented a new and
5 useful Improvement in Memorandum-Calendar, of which the following is a full, clear, and exact description, reference being had to the accompanying drawings, forming a part of this specification.

10 My invention relates to that class of calendars which are designed to receive and display daily or other periodical memoranda of engagements; and my invention consists in the peculiar and novel construction and ar-
15 rangement of the calendar, and of certain attachments for the same, as hereinafter described and claimed.

In order that my invention may be fully understood, I will proceed to describe it with
20 reference to the accompanying drawings, in which—

Figure 1 is a front elevation of my improved calendar. Fig. 2 is a rear elevation of the same. Fig. 3 is a front elevation of a
25 modified form of my improvement. Fig. 4 is a front elevation of the memorandum-card. Fig. 5 is a transverse vertical section of my improved calendar.

In the said drawings, A designates the front
30 piece or face of my improved calendar, and B designates the memorandum card or surface of the same, which is secured against the back of the front piece by a fastener, *a*, which
35 passes centrally through the two, so that the card B may be revolved upon its fastening.

In Fig. 1 the front A is formed with six sides, and in Fig. 3 said front is of circular or disk shape. In either case the front is cut
40 away, so as to form an aperture bounded by the lines *a' a'*, so as to expose a part of the card B. The face of this card, which is contiguous to the back of the front piece, A, is formed with an erasable surface of slate or other suitable composition, and carries also
45 an inscription, either abbreviated or in full, denoting the day of the week. Thus it will be seen that only one day of the week is exposed on the memorandum-card at any given
50 time, and that a memorandum of any engagements or other matters occurring on such days,

of whatever date, may be noted on the exposed portion of the card, and after such engagement or matter has been attended to, the memoranda may be erased and the card turned in
proper time to the succeeding date or day. 55

Upon the front of the face A is preferably placed a tablet-calendar, *a*², by means of which the proper use of the memorandum-card may be readily shown. The back of the card B is
formed with a surface, *b*, which may be sanded 60 or otherwise roughened, and which serves as a match-scratcher.

C designates a cloth pen-wiper, which is secured upon the fastener *a'*, just back of the reverse side of card B, and which is held by 65 the bent ends of said fastener.

The whole device constitutes a very convenient and simple article for desk or household use, and is readily understood and used
by any one. 70

The angular-sided front piece with the similarly-shaped memorandum-piece is very convenient, as the angles serve to indicate the limit to which the card may be turned.

Any number of sides may be formed upon 75 the front A and card B, and the size of the space which is bounded by the lines *a'* may be varied accordingly.

The whole device is preferably provided with an attachment, *a*³, by which the calendar 80 is suspended.

Having thus described my invention, I claim as new and desire to secure by Letters Patent—

1. An improved memorandum - calendar, consisting of a front piece having an aperture 85 and a card pivoted to said front piece and provided with an erasable memorandum-surface exposed through said aperture, as described.

2. The improved memorandum - calendar 90 herein described, consisting of the front piece, A, having the aperture *a'*, the card B, pivoted to said front by a fastener, *a*, and provided with a memorandum-surface exposed through said aperture, as set forth.

SETH L. HORTON.

Witnesses:

J. A. MILLER, Jr.,
M. F. BLIGH.