

(No Model.)

A. F. GREGORY.

SHADE PULL.

No. 327,545.

Patented Oct. 6, 1885.

Fig. 3.

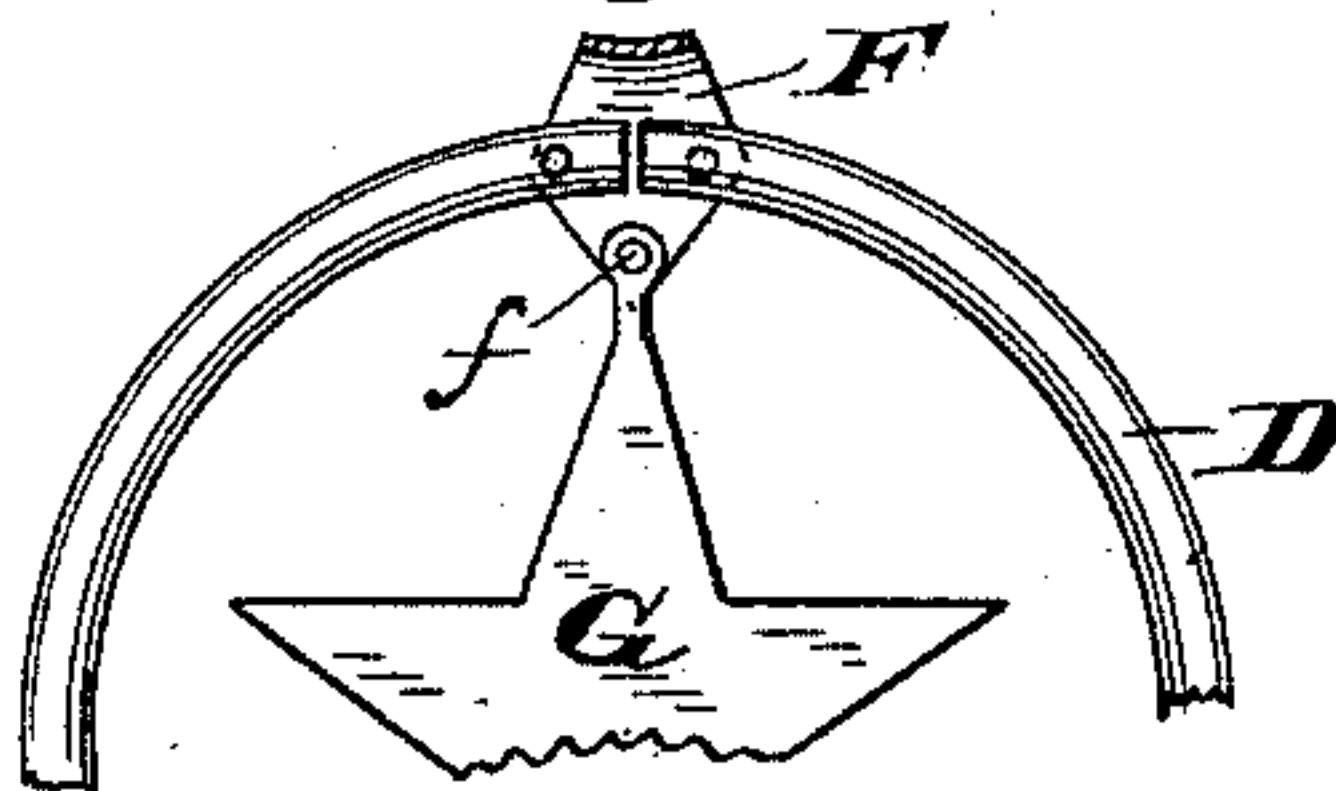


Fig. 1.

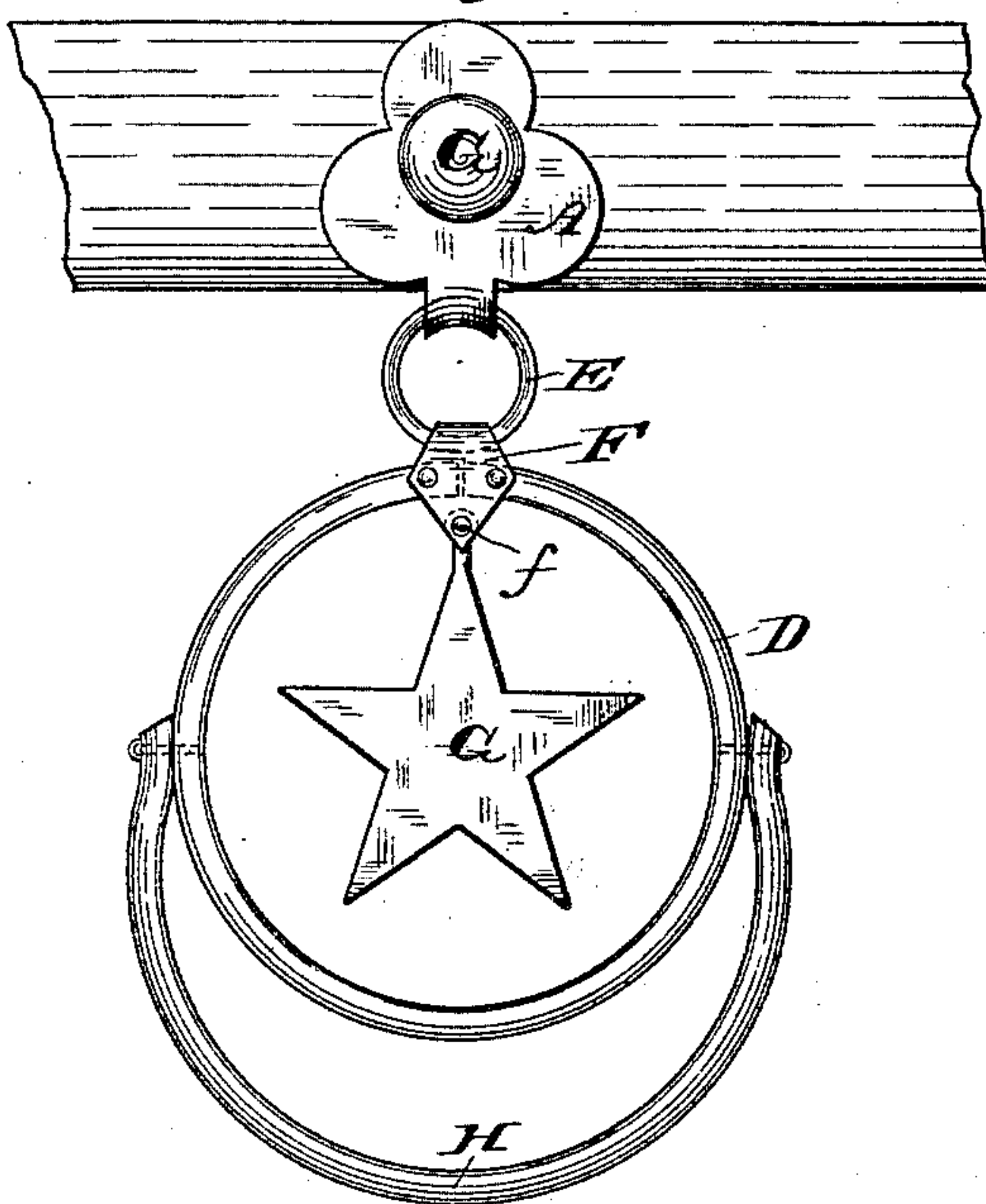
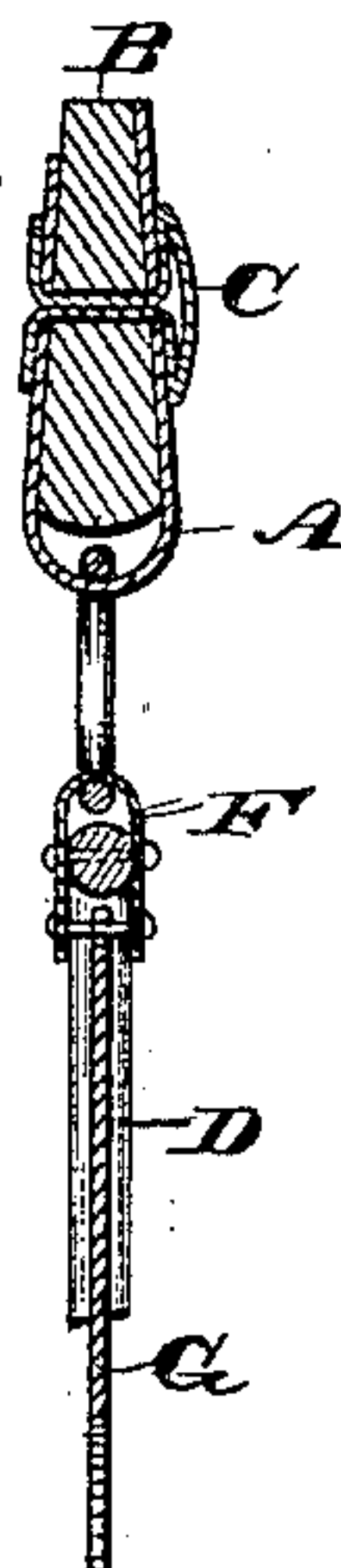


Fig. 2.



Witnesses:

E. J. Walker

Wm. C. Woodward.

Inventor.

Arthur F. Gregory
by his attorney
W. C. S. S.

UNITED STATES PATENT OFFICE.

ARTHUR F. GREGORY, OF NEW YORK, N. Y.

SHADE-PULL.

SPECIFICATION forming part of Letters Patent No. 327,545, dated October 6, 1885.

Application filed August 5, 1885. Serial No. 173,628. (No model.)

To all whom it may concern

Be it known that I, ARTHUR F. GREGORY, a citizen of the United States, residing at New York, in the county of New York and State of New York, have invented certain new and useful Improvements in Shade-Pulls; and I do hereby declare the following to be a full, clear, and exact description of the invention, such as will enable others skilled in the art to which it appertains to make and use the same.

This invention consists of a shade-pull comprising as a whole the following parts, viz: first, a hanger adapted to straddle the shade-rod and a fastening (preferably in the form of a paper-fastener) for securing the hanger to the shade-rod; second, a pendent ring, the ends of which are riveted to a clip, which also affords the means of suspending the pendent ring by a link from the hanger on the shade-rod, and of suspending an ornament within the pendent ring.

In order that my invention may be clearly understood, I have illustrated in the annexed drawings, and will proceed to described, a practical shade-pull embodying all the features thereof.

Figure 1 represents a front elevation of my improved shade-pull. Fig. 2 represents a vertical cross-section thereof. Fig. 3 illustrates the mode of securing the ends of the pendent ring to the clip.

The same letters of reference indicate identical parts in all the figures.

The hanger A is a U-shaped piece of sheet-metal, the legs of which may be of any ornamental design, and are adapted to straddle the usual covered stiffening shade-rod, B, of a shade. Each leg of the hanger is provided with a hole large enough to permit of the passage of the prongs of a paper-fastener, C, by which the hanger is secured to the shade-rod. This fastening is easily applied, for any person can readily punch a hole through the soft wood of the shade-rod by means of an awl or

other suitable instrument for the passage of the prongs of the paper-fastener. The fastening is effective and permanent, and does not mar the shade, while it may be easily unfastened at any time. The hanger is so constructed and applied that its bend forms a loop below the shade-rod. A cord or tassel may be suspended from this loop by which to pull the shade; but when my invention is used in conjunction with the hanger, I suspend from it a pendent ring, D, by means of a link, E. The ends of the pendent ring are embraced by and are riveted to the legs of a U-shaped clip, F. The bend of this clip forms a loop for the reception of link E. The legs of the clip project beyond into the opening of the ring, and are connected by a stud-pin, f, from which an ornament, G, may be suspended, as shown. A handle, H, in the form of a bail, is pivoted to the pendent ring.

The hanger may be used alone as a shade-pull, or in conjunction with link E, or in conjunction with link E and ring D, or in conjunction with link E, ring D, and ornament G, or in conjunction with link E, ring D, ornament G, and bail-handle H.

I claim as my invention—

1. The combination, substantially as before set forth, of the hanger, the pendent ring, the ends of which are riveted to a clip, and the link for suspending the ring by the clip from the hanger.

2. The combination, substantially as before set forth, of the ring and the clip to which the ends of the ring are riveted, and which has a stud-pin within the opening of the ring for the suspension of an ornament.

In testimony whereof I affix my signature in presence of two witnesses.

ARTHUR F. GREGORY.

Witnesses:

JAMES H. LAMPHEAR,
JOHN L. PEOBLE.