

(No Model.)

C. C. FULLER.
MASK.

No. 327,438.

Patented Sept. 29, 1885.




FIG. 1

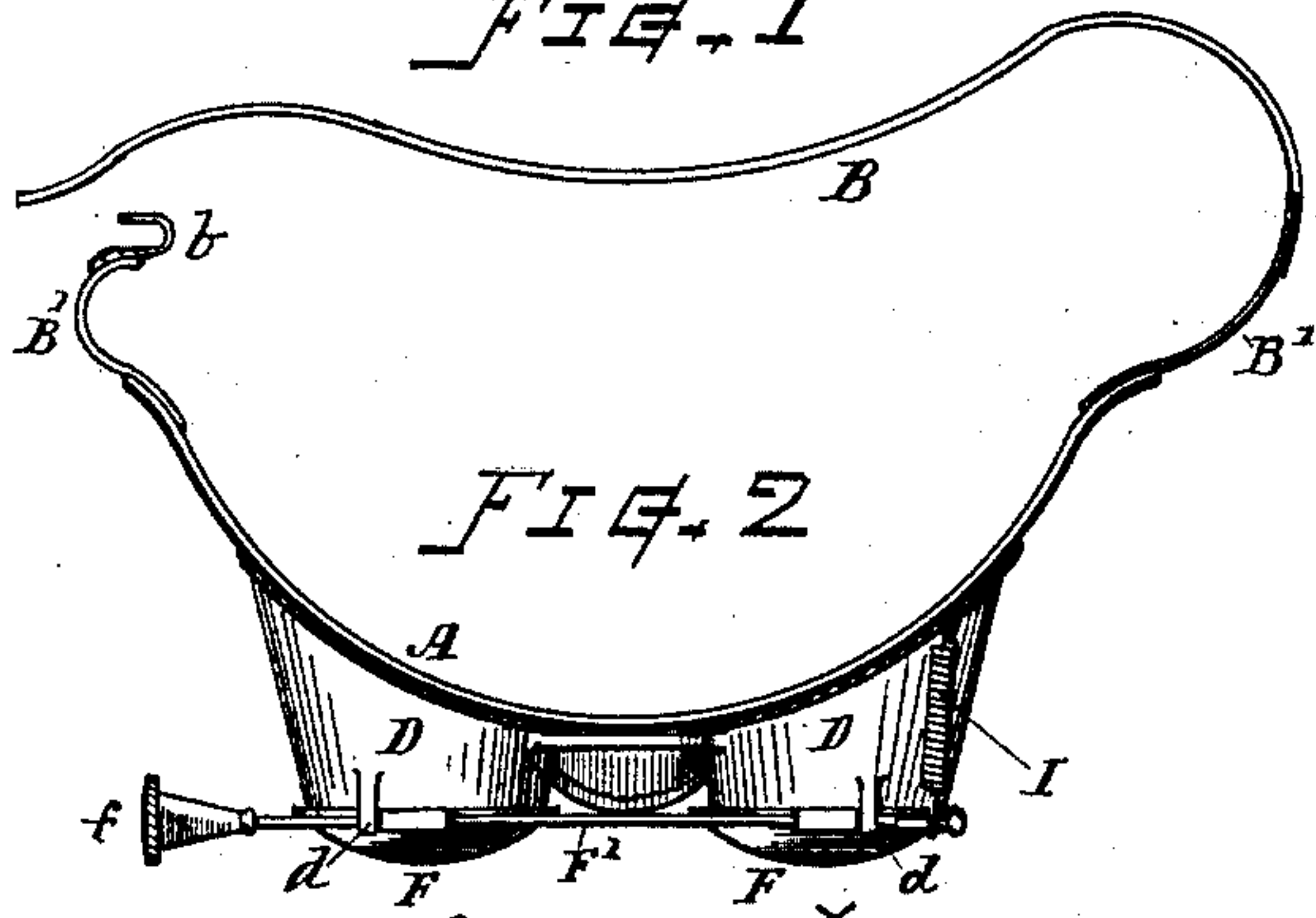


FIG. 2

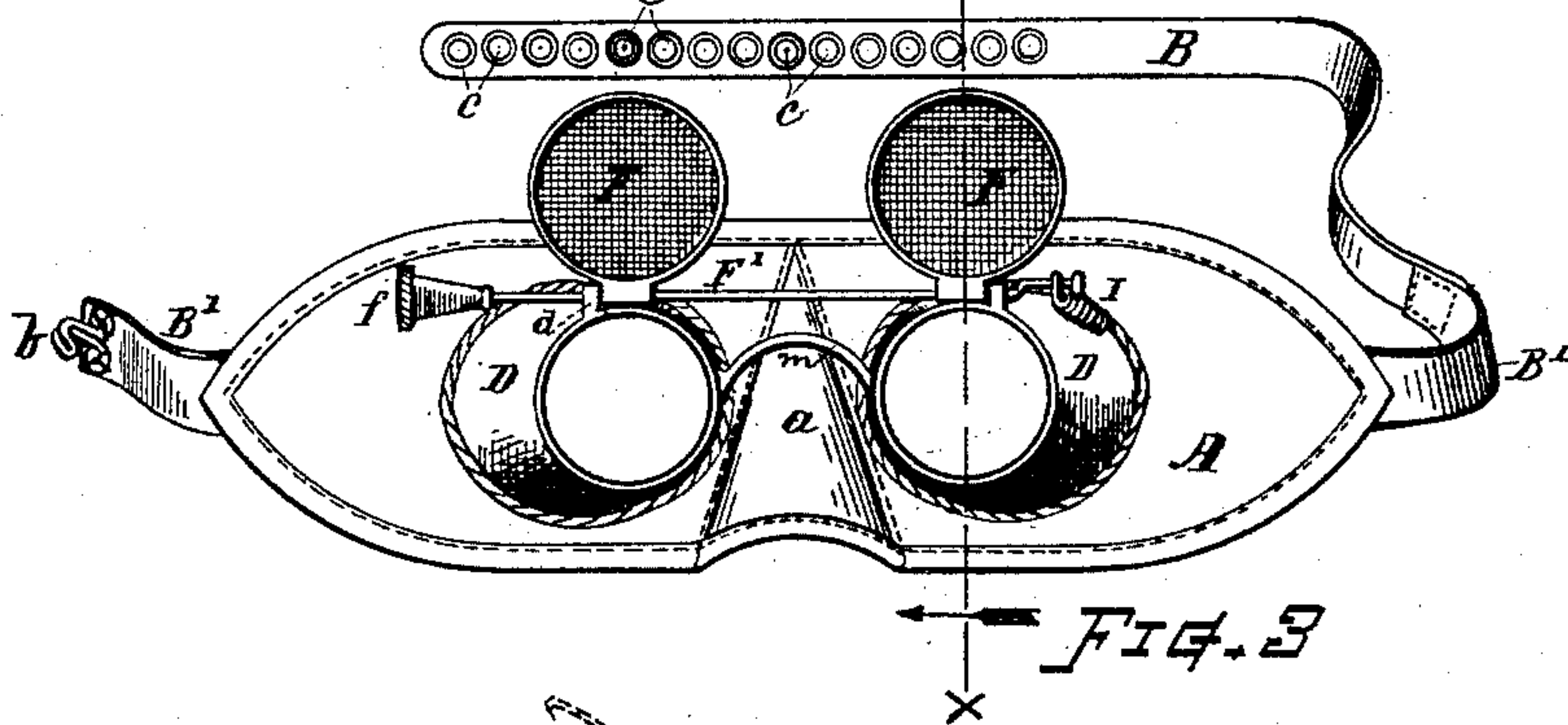


FIG. 3

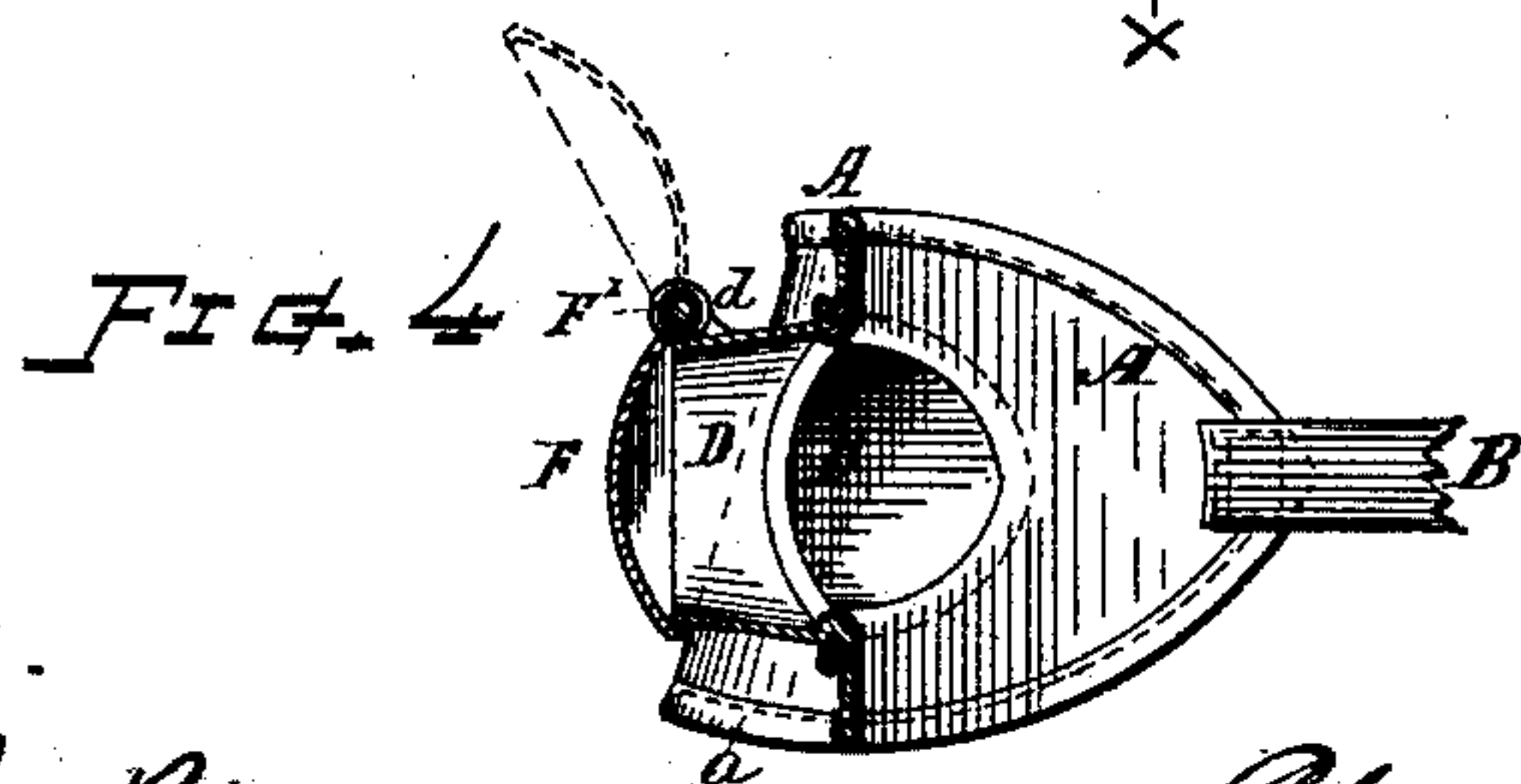


FIG. 4

WITNESSES.

Geo. M. Price
C. J. Ward

INVENTOR.

Charles C. Fuller
By Chas. H. Burleigh
Attorney

UNITED STATES PATENT OFFICE.

CHARLES C. FULLER, OF WORCESTER, MASSACHUSETTS.

MASK.

SPECIFICATION forming part of Letters Patent No. 327,438, dated September 29, 1885.

Application filed May 4, 1885. (No model.)

To all whom it may concern:

Be it known that I, CHARLES C. FULLER, a citizen of the United States, residing at Worcester, in the county of Worcester and State of Massachusetts, have invented certain new and useful Improvements in Hoodwinks for Societies and Lodges; and I declare the following to be a description of my said invention sufficiently full, clear, and exact to enable others skilled in the art to which it appertains to make and use the same, reference being had to the accompanying drawings, which form a part of this specification.

The object of my present invention is to provide a convenient and practical hoodwink device for the use of societies and lodges when conferring their initiatory degrees upon candidates for admission, which device will permit of the eye space or spaces being opened and closed, as occasion may require, without removing the hoodwink from the head of the candidate; also to provide a hoodwink having a soft or padded blind with means for attaching to the head, and with eye space or spaces having an adjustable cap or shutter, and means for operating the same, whereby the said eye-spaces may be adjusted to allow or obstruct the vision, as more fully hereinafter explained. These objects I attain by mechanism, the nature, construction, and operation of which is hereinafter explained.

In the drawings, Figure 1 is a perspective view illustrating the nature of my invention. Fig. 2 is a top view of my improved hoodwink with the shutters closed. Fig. 3 is a front view of the same with the shutters open; and Fig. 4 is a vertical section at line *x x*.

In reference to parts, A denotes a blinding-pad of soft leather, cloth, felt, or other suitable fabric, shaped to fit the forehead, properly lined and finished, and provided with a strap, cord, or band, B, to pass around the head for retaining the hoodwink in place thereon. Portions of the band B may be formed of elastic tape, as at B', or the entire band may be non-elastic, as preferred. The band is in the present instance provided with a hook, *b*, and a series of eyelet-holes, *c*, are formed therein for giving the desired variations of adjustment. A buckle or other suitable fastening device could be used in lieu of the hook, if preferred.

Openings are formed through the pad A at the position of the eyes, which are bordered with metal frames or tubes D, preferably of conoidal shape, and projecting to the front for a short distance, so that their front ends are at a convenient plane to receive shutters or valves F, for opening and closing said spaces. The shutters F are, in the present instance, formed of sheet metal, as disks or caps fitting over the ends of the tubes, and fastened to a rod or shaft, F', that turns in bearings *d* on the frame, D, so as to swing said shutters up and down as the shaft is turned. The shaft is provided with a thumb-piece or knob, *f*, for turning it, and a spring, I, is arranged in connection with the parts for holding the shutters at their positions of adjustment. Said spring may be attached to an offset portion of the shaft in a manner to swing past its center of motion, so that the strain of the spring will act to hold the shutters when opened as well as when closed.

Between the two frames D the pad is given a degree of fullness, or a triangular piece of lighter fabric is inserted, as at *a*, for passing over and giving room for the nose, and the two frames D may be rigidly connected one with the other by a bar, *m*.

The hoodwink might in some cases be made with a single opening of sufficient size to accommodate both eyes, and to have a single shutter instead of two, as herein shown; or, again, the shutters might be made to swing down or sidewise instead of upward without departure from the nature of my invention. I prefer, however, the construction shown.

In the operation of my improved device the hoodwink is placed on the head of the candidate, as indicated in Fig. 1, and as the initiatory services are conducted the attendant by opening the shutters F instantaneously brings to the vision of the candidate such portions and features of the work as are to be revealed to him without the trouble and delay of removing and replacing the hoodwink on his head.

I am aware that in Patent No. 2,838 there is shown spectacles, the respective eyes of which are fitted with perforated slides that can be adjusted, and also with pivoted stops for closing small openings therein; also that Patent No. 79,898 shows open-bowed specta-

cles in which the eyeglasses are attached to a hinging bar in a manner to be swung upward when desired. I do not, therefore, claim mechanism such as embraced in said patents, as
 5 neither of said devices are suitable for the purposes for which my invention is intended; neither are said devices provided with a soft blinding-pad for covering the face around the eyes similar to my appliance.

10 What I claim as of my invention, and desire to secure by Letters Patent, is—

1. A hoodwink for lodge and society work, constructed, substantially as described, with a soft fabric pad adapted to fit upon and cover
 15 the face around the eyes and having through it eye-spaces provided with the movable blinding-shutters, and means whereby said shutters can be instantaneously opened or closed, for the purpose set forth.

20 2. In a hoodwink for the purpose set forth, the combination of a blinding-pad formed of soft fabric having a space or openings for the eyes surrounded by conoidal tubular frames, a solid shutter or disks closing over the ends
 25 of said tubular frames, a shaft and thumb-piece for operating said shutter-disks, and a

spring adapted for retaining the parts with the shutters open or closed, substantially as hereinbefore set forth.

3. The combination, substantially as here- 30
 inbefore described, of the soft-fabric blinding-pad A, provided with attaching-band B, the projecting tubular eye-frames D, bordering openings through said pad, and rigidly connected, as at *m*, the shutters F, operating-bar 35
 F', with thumb-knob *f*, and the spring I, for the purposes set forth.

4. The combination, substantially as described, of the soft-fabric pad A, having the triangular piece *a* inserted therein, the band 40
 B, formed with elastic sides B' and provided with attaching devices, as *b*, the eye-frames D, shutters F, and means, substantially as described, for operating said shutters, for the purpose set forth. 45

Witness my hand this 27th day of April, A. D. 1885.

CHARLES C. FULLER.

Witnesses:

CHAS. H. BURLEIGH,
 GEO. W. TAFT.