

(No Model.)

E. P. WILLIAMS, Jr.

COMBINED MATCH BOX AND CIGAR CUTTER.

No. 327,369.

Patented Sept. 29, 1885.

Fig. 1.

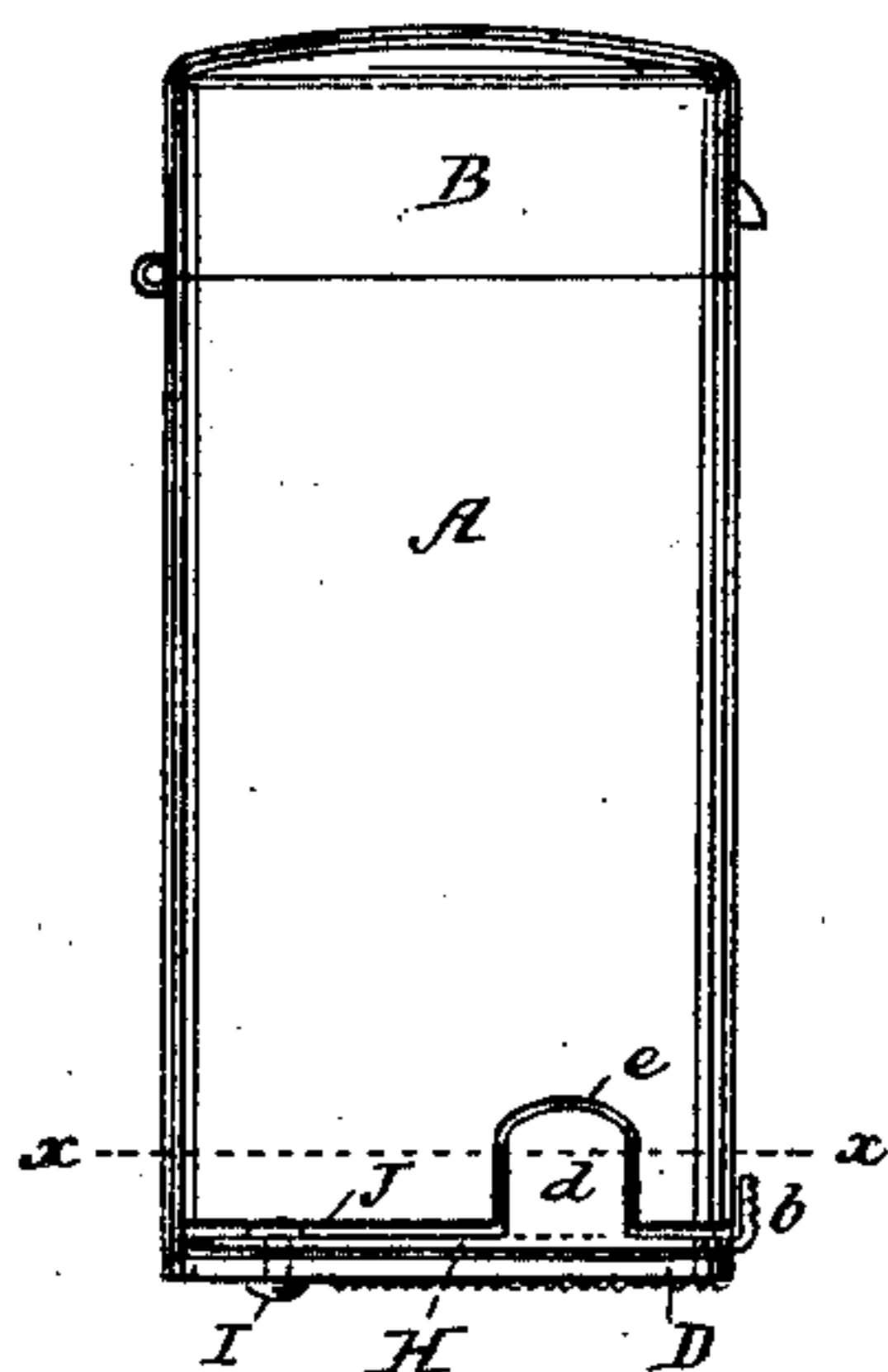


Fig. 2.

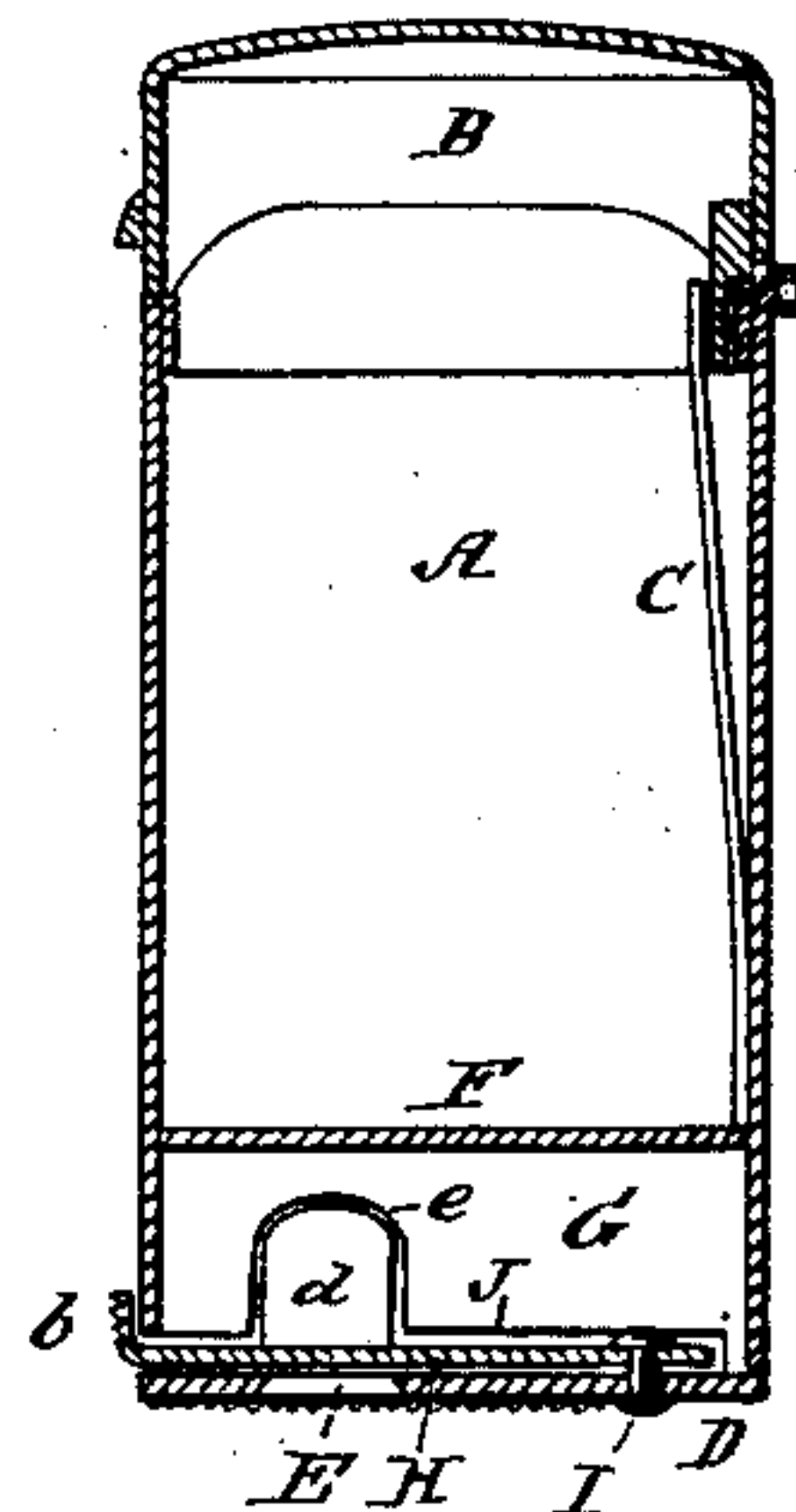
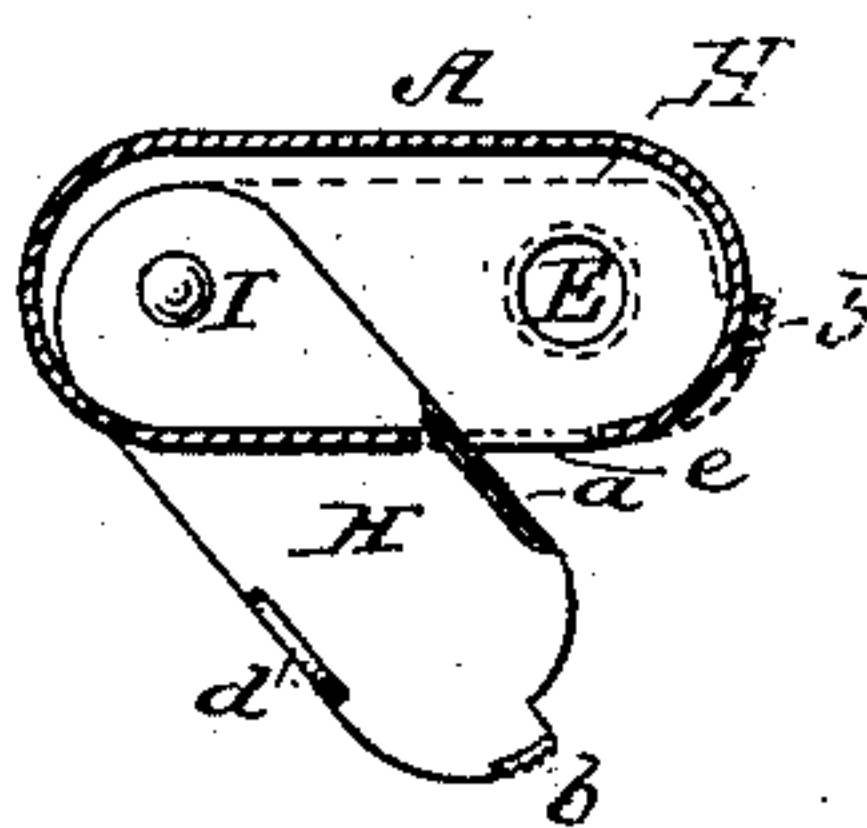


Fig. 3.



WITNESSES:

Edward Wolff.
Herman Gustow.

INVENTOR

Edward P. Williams Jr.

BY

Chas. C. Gill

ATTORNEY

UNITED STATES PATENT OFFICE.

EDWARD P. WILLIAMS, JR., OF BROOKLYN, NEW YORK.

COMBINED MATCH-BOX AND CIGAR-CUTTER.

SPECIFICATION forming part of Letters Patent No. 327,369, dated September 29, 1885.

Application filed July 1, 1885. (No model.)

To all whom it may concern:

Be it known that I, EDWARD P. WILLIAMS, Jr., a citizen of the United States, and a resident of Brooklyn, in the county of Kings and State of New York, have invented certain new and useful Improvements in Combined Match-Boxes and Cigar-Cutters, of which the following is a specification.

The invention relates to an improved combined match-box and cigar-cutter; and it consists in a box of novel construction containing, in addition to the usual bottom having a roughened surface, a false bottom, forming a space in the lower end of the box, in which is arranged a blade or cutter of novel construction, adapted to cut the end of a cigar protruding through an aperture provided in the roughened bottom, a supplemental aperture being also provided in the side of the box to permit the escape of the cigar-clippings.

The distinctive characteristics of the invention will be understood from the detailed description hereinafter presented, reference being had to the accompanying drawings, in which—

Figure 1 is a side elevation of a box embodying the elements of the invention. Fig. 2 is a central vertical section of same; and Fig. 3 is a transverse section on the line $x x$ of Fig. 1, the cutter being shown open in full lines and closed by dotted lines.

In the drawings, A denotes the box, supplied upon its upper end with a hinged lid, B, which is given the usual spring action by the bar-spring C, of well-known form.

The bottom, D, of the box has a roughened outer surface, and is provided at one end with the aperture E, through which the tip of the cigar is inserted when it is desired to cut the same, as hereinafter described.

At a suitable point within the box above the bottom, D, is provided the supplemental or false bottom F, which is a plain piece of sheet metal or other suitable material, and between which and the bottom D is a space, lettered G, which admits of the insertion of the tip of the cigar through the aperture E, and contains the blade or cutter H, having a knife-edge, a , on the inner side of its front end, and being secured at its shank end on a pivot, I, so as to permit of its having a swinging horizontal movement from and into the space G.

The lower edge of the box at one side of the space G is removed, forming a recess, J, in which the cutter rests when not in use, and which admits of the pivotal movement of the cutter on the inner face of the bottom D. The forward extremity of the cutter H will preferably be turned over against the body of the box, as at b , and knurled so as to form a convenient thumb-piece for moving the same, and upon one side of the cutter is provided a vertical lip, d , corresponding in form and dimensions with the aperture e cut in the lower portion of the box and opening into the space G, the purpose of the aperture being to permit the escape of the cigar-clippings, and that of the lip d being to cover the aperture e when the cutter is moved into the space G. The lip d also constitutes a convenient bearing for the thumb, and may be used as such, if desired, during the act of cutting a cigar.

The box above the false or supplemental bottom F will be used to hold matches, in the customary manner, which will in no way be interfered with by the operation of cutting cigars.

When it is desired to cut the end of a cigar, the knife H will be drawn outward to the position illustrated in Fig. 3, and after the end of the cigar has been inserted through the aperture E the knife H will be returned to its former position, whereby the knife will be driven past the aperture E, cutting off the end of the cigar.

It should be noted that when the knife H is within the space G the lip d will cover the aperture e , and the front portion of the cutter will close the aperture E, and hence there will be no escape of the cigar-tips into the pocket. Upon cutting off the end of the second cigar the tip previously removed may be allowed to fall through the aperture e or E, or the knife may be drawn back specially to permit the escape of the removed tip at any time. The aperture E, being at one end of the bottom D, will not materially interfere with the operation of lighting a match on the roughened exterior surface of said bottom in the customary manner.

What I claim as my invention, and desire to secure by Letters Patent, is—

1. A combined match-box and cigar-cutter consisting of a box having the supplemental

bottom F, an aperture, *e*, and an aperture, E, in the bottom D, combined with a cutter, H, adapted to have a horizontal movement between said bottoms, and provided with a lip, 5 *d*, to close the aperture *e*, substantially as set forth.

2. A combined match-box and cigar-cutter consisting of a box having the supplemental bottom F, an aperture, *e*, an aperture, E, and 10 recess J, in combination with the pivotally-

secured cutter H, having a lip, *d*, and a cutting-edge on one side of its front end, substantially as and for the purposes described.

Signed at New York, in the county of New York and State of New York, this 30th day 15 of June, A. D. 1885.

EDWARD P. WILLIAMS, JR.

Witnesses:

CHAS. C. GILL,

WALTER P. ANDERSON.