

(No Model.)

F. HAITZ.

UMBRELLA.

No. 326,213.

Patented Sept. 15, 1885.

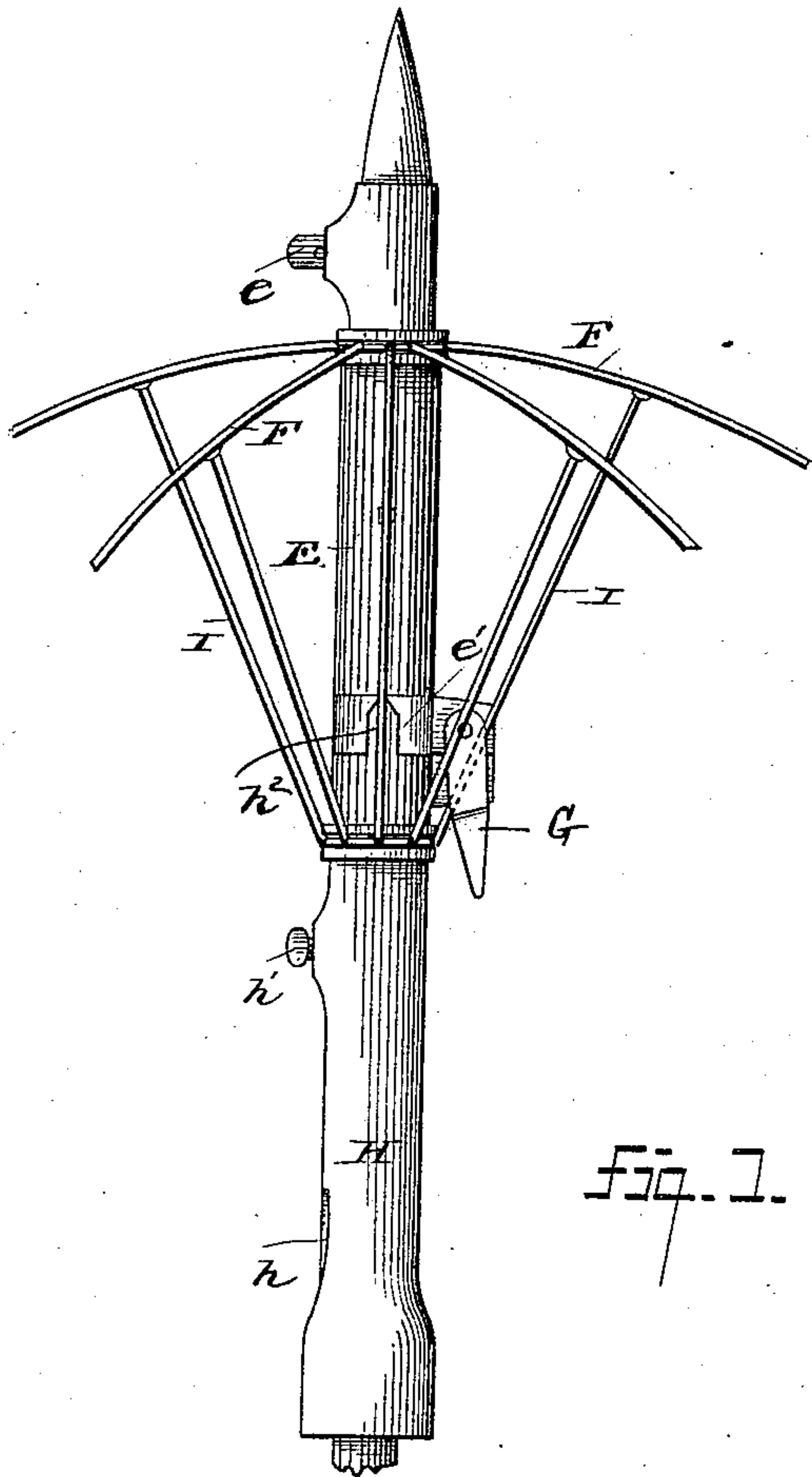


Fig. 1.

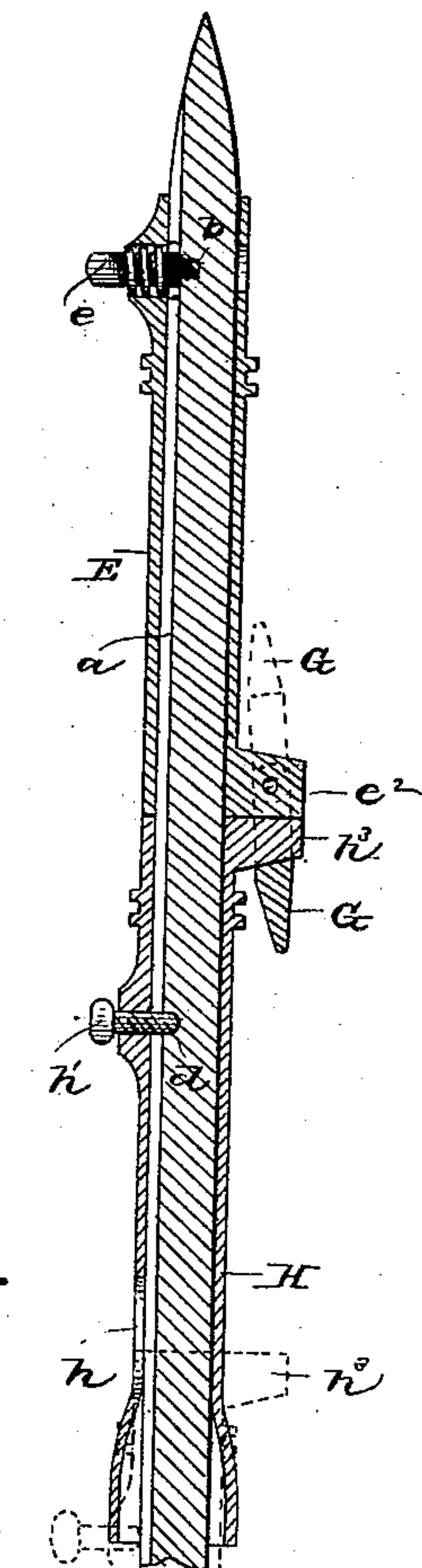
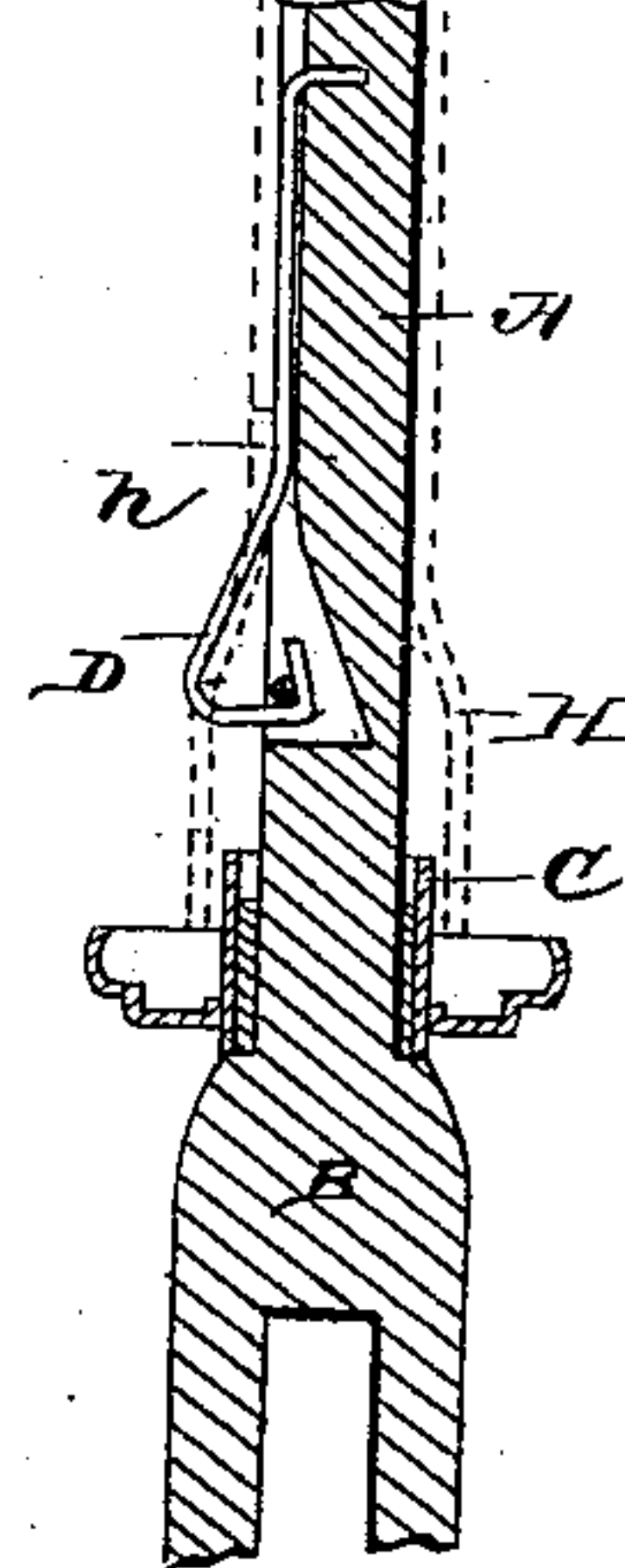
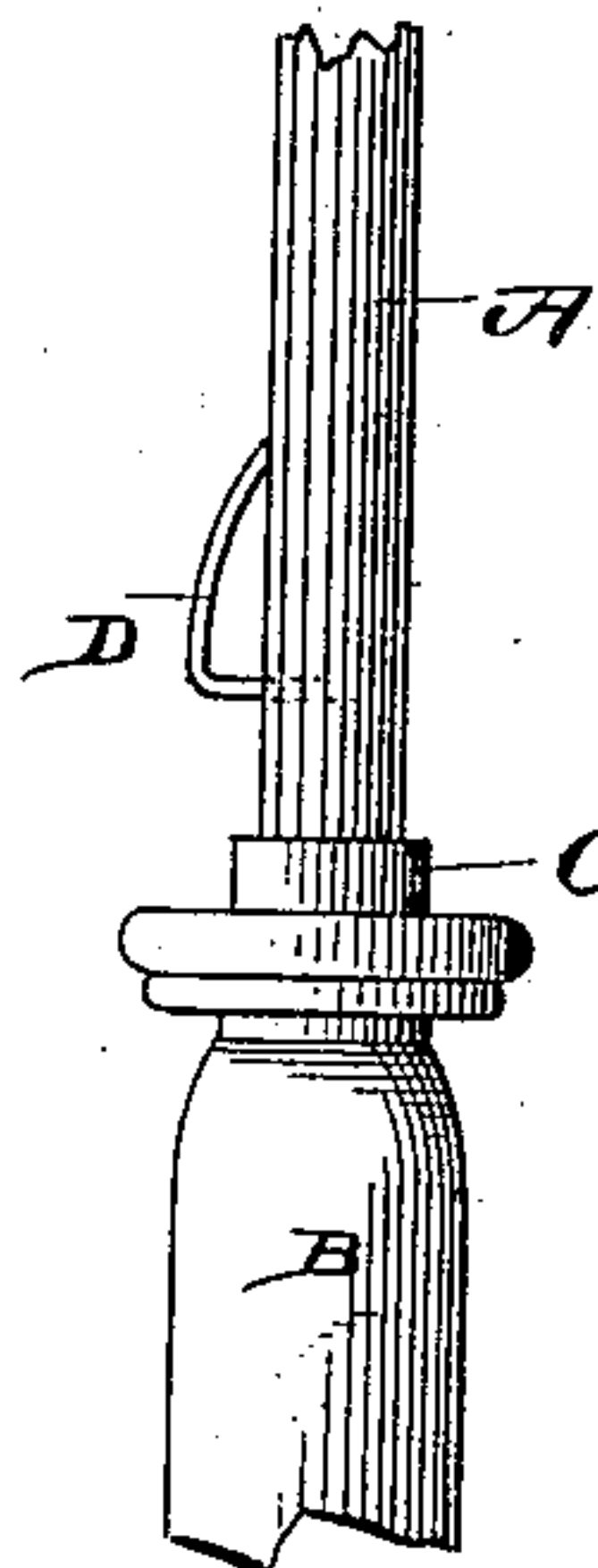


Fig. 2.



WITNESSES  
*C. M. Dashiell*  
*P. G. Dyer*

INVENTOR  
*F. Hartz*  
Attorneys  
*C. A. Snow & Co.*

# UNITED STATES PATENT OFFICE.

FREDRICK HAITZ, OF TOWANDA, ILLINOIS.

## UMBRELLA.

SPECIFICATION forming part of Letters Patent No. 326,213, dated September 15, 1885.

Application filed March 19, 1885. (No model.)

*To all whom it may concern:*

Be it known that I, FREDRICK HAITZ, a citizen of the United States, residing at Towanda, in the county of McLean and State of Illinois, have invented a new and useful Improvement in Umbrellas, of which the following is a specification, reference being had to the accompanying drawings.

My invention relates to an improvement in umbrellas; and it consists in the peculiar construction and combination of devices that will be more fully set forth hereinafter, and particularly pointed out in the claims.

In the accompanying drawings, Figure 1 is a side elevation of an umbrella embodying my invention. Fig. 2 is a vertical sectional view of the same.

This invention is designed particularly for use in connection with my umbrella-support for which I filed an application for Letters Patent of the United States, January 14, 1885, No. 152,859, for which Letters Patent were granted March 24, 1885, No. 314,290.

A represents an umbrella stick, which is secured in a socketed handle, B, at its lower end. From the upper end of the handle projects a sleeve, C. A groove, *a*, is cut in one side of the stick, throughout its length, above the handle B. In the lower end of this groove is secured a detent-spring, D, and near the top of the stick, in the groove, is made a recess, *b*, and at a suitable distance below the recess *b* is made a recess, *d*.

E represents a thimble which slides on the stick, and to which the ribs F of the umbrella are attached in the ordinary way. This thimble has a spring-actuated catch or bolt, *e*, that enters the recess *b* and secures the thimble to the upper end of the stick, and allows the thimble to be readily removed from the stick, if desired. In the lower side of the thimble E are made vertical notches *e'*, and from the thimble E, at the lower end thereof, projects a stud, *e<sup>2</sup>*, to which is hinged a loop or keeper, G.

H represents a thimble which slides on the stick, below the thimble E, and to which thim-

ble are secured the lower ends of the rods I in the usual manner. A slot, *h*, is made in the thimble H to receive the detent-spring D. A set-screw, *h'*, passes through the upper end of the thimble to secure it to the stick, when the umbrella is raised, by entering the recess *d*. From the upper end of the thimble H project ears *h<sup>2</sup>*, that enter the notches *e'* of the thimble E, and a stud, *h<sup>3</sup>*, around which the loop or keeper G passes to secure the thimbles E and H together. When the thimbles are thus secured together, the umbrella is hoisted and can be removed from the stick by releasing the bolt *e* and set-screw *h'* and slipping the thimbles up over the end of the stick; or the umbrella may be raised or lowered on the stick, when hoisted, so as to be close to or above the head of the person sheltered by it—an advantage of very considerable importance, as will be readily understood.

When the umbrella is removed from the stick, the latter may be used as a walking-cane, and the umbrella can be carried open in the other hand as an ordinary umbrella.

Having thus described my invention, I claim—

1. The combination of the stick, the thimble E, sliding thereon, and having the notches *e'*, the thimble H, having the lugs or ears *h<sup>2</sup>*, that enter the notches *e'*, and a device for securing said thimbles together, substantially as described.

2. The combination of the stick, the sliding thimble E, having notches *e'* and laterally-projecting stud *e<sup>2</sup>* and keeper G, and the sliding thimble H, having ears *h<sup>2</sup>*, adapted to enter the notches of thimble E, and stud *h<sup>3</sup>*, whereby the thimbles may be secured together and removed from the stick, substantially as described.

In testimony that I claim the foregoing as my own I have hereto affixed my signature in presence of two witnesses.

FREDRICK HAITZ.

Witnesses:

W. H. REEDY,

THOS. HATFIELD.