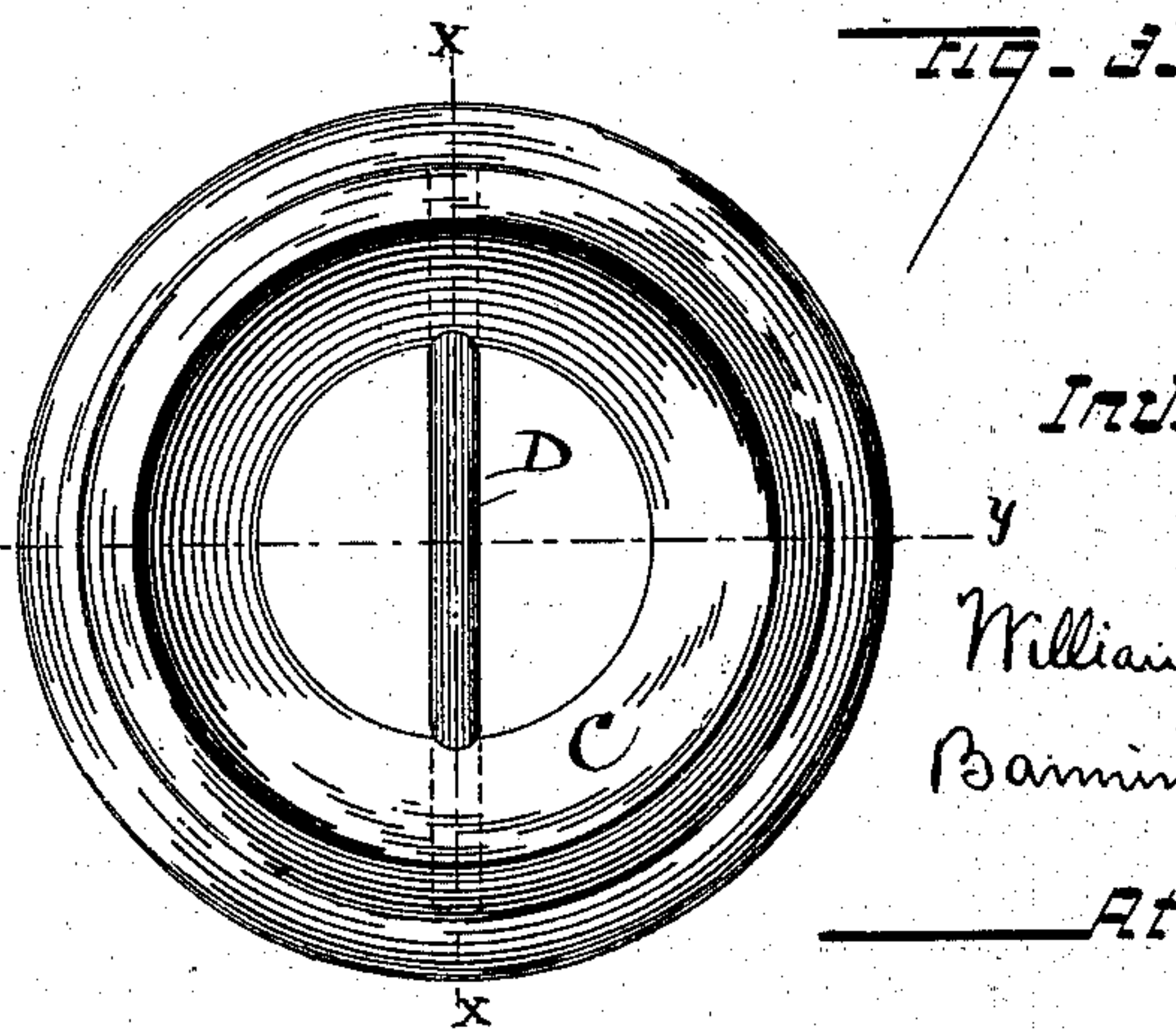
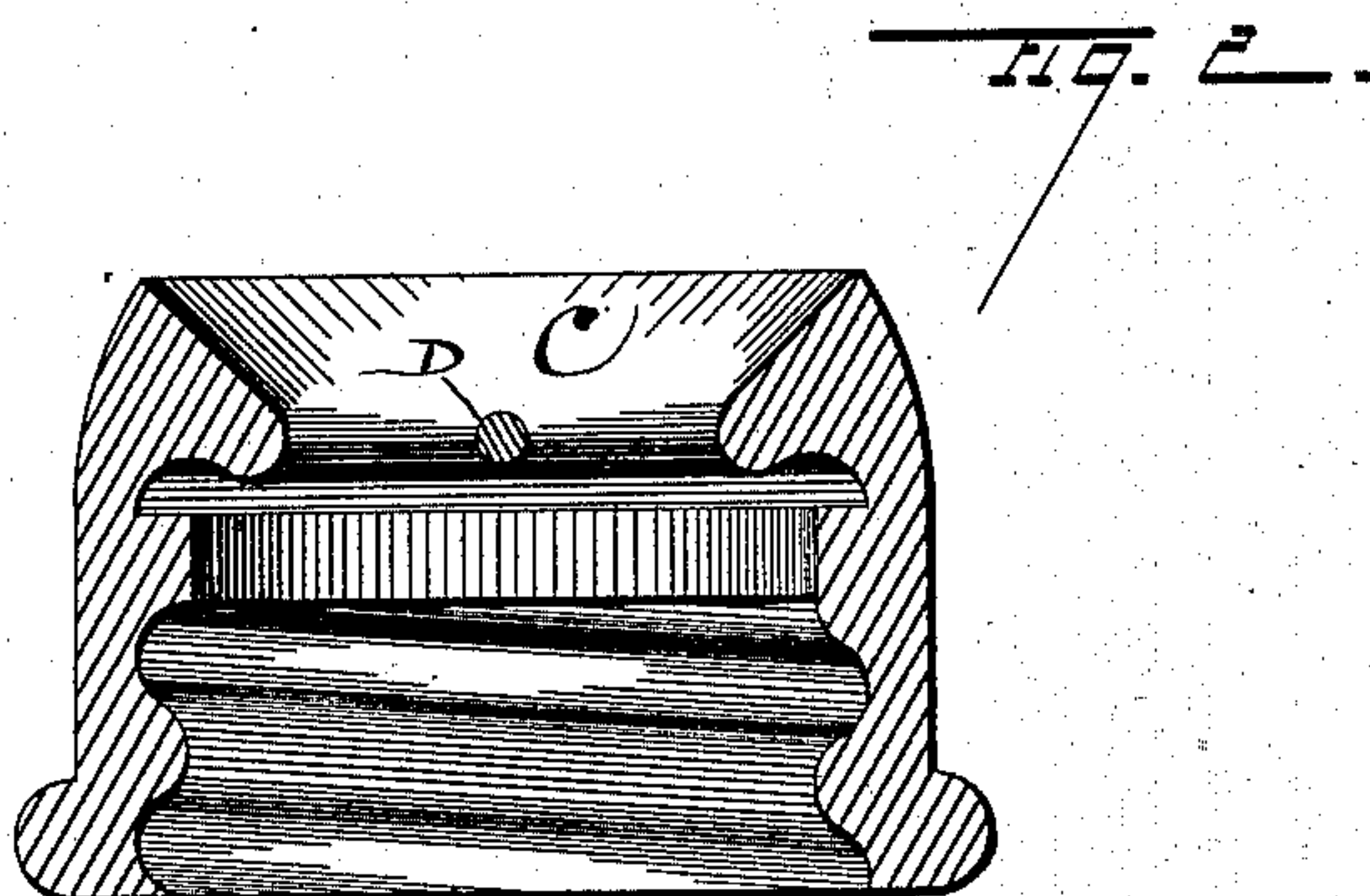
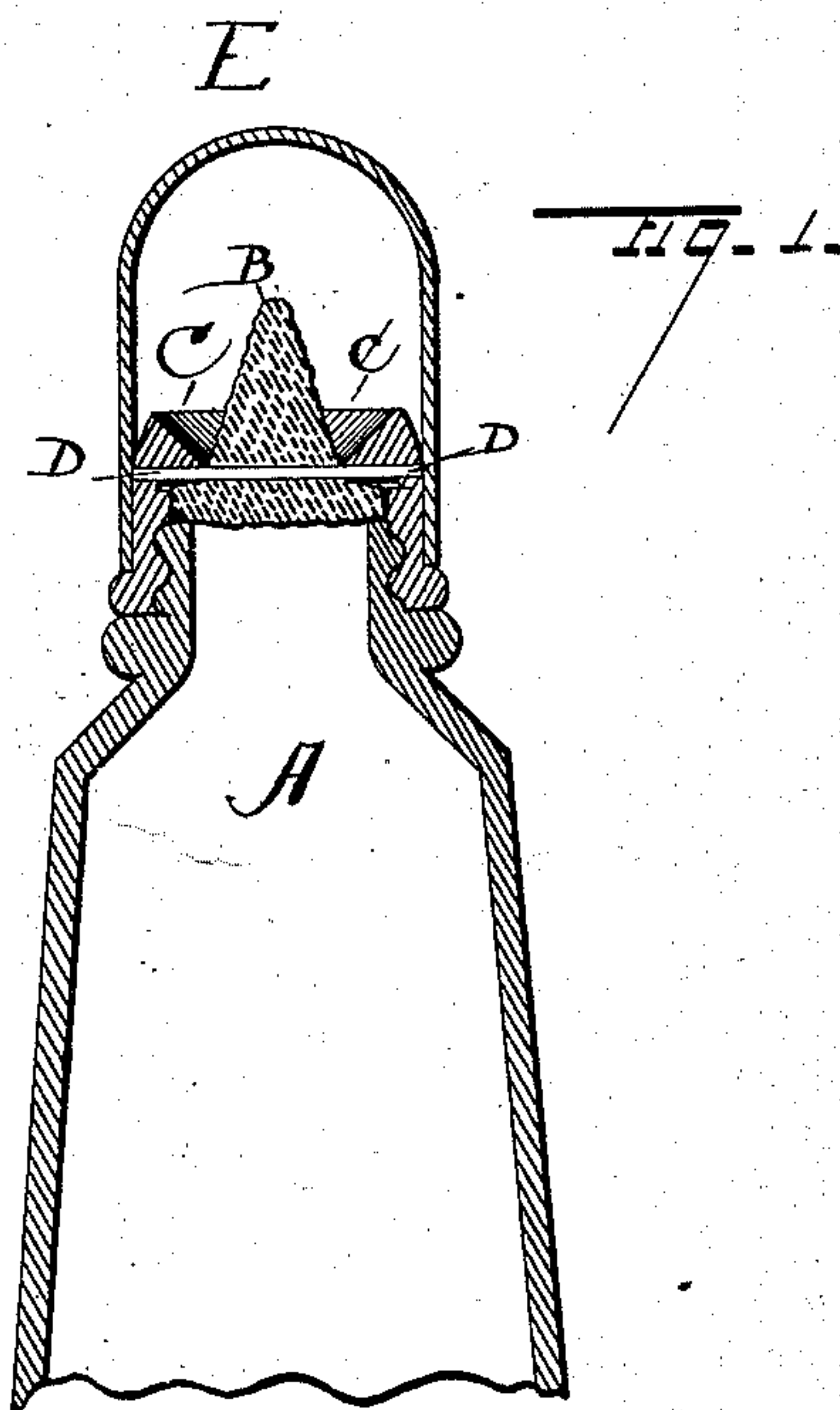


(No Model.)

W. H. REDINGTON.  
MUCILAGE BOTTLE.

No. 325,970.

Patented Sept. 8, 1885.



WITNESSES

*W. J. Paré*

*Francis R. Hauglas*

INVENTOR

*William H. Redington,  
Banning & Banning.*

ATTORNEYS



# UNITED STATES PATENT OFFICE.

WILLIAM H. REDINGTON, OF CHICAGO, ILLINOIS, ASSIGNOR OF ONE-HALF  
TO WILLIAM RODIGER, OF SAME PLACE.

## MUCILAGE-BOTTLE.

SPECIFICATION forming part of Letters Patent No. 325,970, dated September 8, 1885.

Application filed July 15, 1885. (No model.)

*To all whom it may concern:*

Be it known that I, WILLIAM H. REDINGTON, a citizen of the United States, residing at Chicago, Illinois, have invented certain new and useful Improvements in Mucilage-Bottles, of which the following is a specification.

My invention has particular reference to that class of mucilage-bottles in which a piece of sponge is placed in the neck of the bottle, with a portion extending above the mouth of the bottle, and by means of which the mucilage is applied. Its object is to make an easy and effective fastening or attachment of the sponge into place, and prevent the mucilage from overflowing the mouth of the bottle onto the outside; and my invention consists in the features and details of construction hereinafter described.

In the drawings, Figure 1 represents a longitudinal vertical view of my improved mucilage-bottle, taken in line *x x* of Fig. 3, showing the sponge in place, and the cap, which is placed on the bottle when not in use, in position. Fig. 2 shows an enlarged vertical section of the mouth of the mucilage-bottle, taken in line *y y* of Fig. 3; and Fig. 3 shows a top plan view of the mucilage bottle.

In the drawings, A represents the mucilage-bottle; B, the sponge placed in the mouth of the same; C, the piece placed on the neck of the bottle in which the sponge is attached; D, a pin inserted transversely in such piece to hold the sponge in place, and E the cap or hood, which is placed over the neck of the bottle when not in use.

In making my improved mucilage-bottle I take a bottle in which threads have been made in the neck and make a piece of metal or other suitable material provided with screw-threads to enable it to be screwed onto the neck of the bottle, as shown in the drawings. This piece is provided with a hole, through which the mucilage may flow out, and so forms a continuation of the bottle-neck. It is beveled on its inside, as shown in Figs. 1 and 2, so as to slope outwardly, and for a funnel-shaped cup

that will carry the mucilage that may fall into it back into the bottle and prevent its flowing over the top to foul the outside of the bottle and render it inconvenient and unpleasant to handle. There is also a hole made through the edges of this piece, so that a pin may be run across from side to side, as shown in Fig. 1. A piece of sponge is now made of the proper length and size and shape for the purpose, and is inserted in this piece C, with its end extending above the same, as far as desired. The pin D is inserted to hold it in place, and the piece C is then screwed onto the neck of the mucilage-bottle. The sponge B may be pointed, as shown in Fig. 1, and made as small as desired. A cap or hood, E, is now slid over the top of the bottle, and the whole is as represented in Fig. 1.

In use all of the mucilage that would otherwise drip from the sponge and overflow upon the outside of the bottle is caught within the beveled top of the piece C and carried down its sloping funnel-shaped sides, where it either passes into the bottle or is absorbed into the sponge. In this way neatness and cleanliness are secured, and the bottle is prevented from being fouled on its outside and rendered unpleasant to handle by the overflow of the mucilage, as is now ordinarily the case; and, as above suggested, the end of the sponge used to distribute or apply the mucilage may be made as small and capable of applying as small a quantity of mucilage as desired.

What I consider as new, and desire to secure by Letters Patent, is—

In a mucilage-bottle, the combination of a distributing or applying sponge and the top piece, C, having its sides beveled and sloping upwardly and outwardly from its contact with the sponge, whereby a cup or funnel shaped space around the sponge is formed to catch the mucilage and prevent its overflowing the bottle, substantially as described.

WILLIAM H. REDINGTON.

Witnesses:

EPHRAIM BANNING,  
THOMAS A. BANNING.