

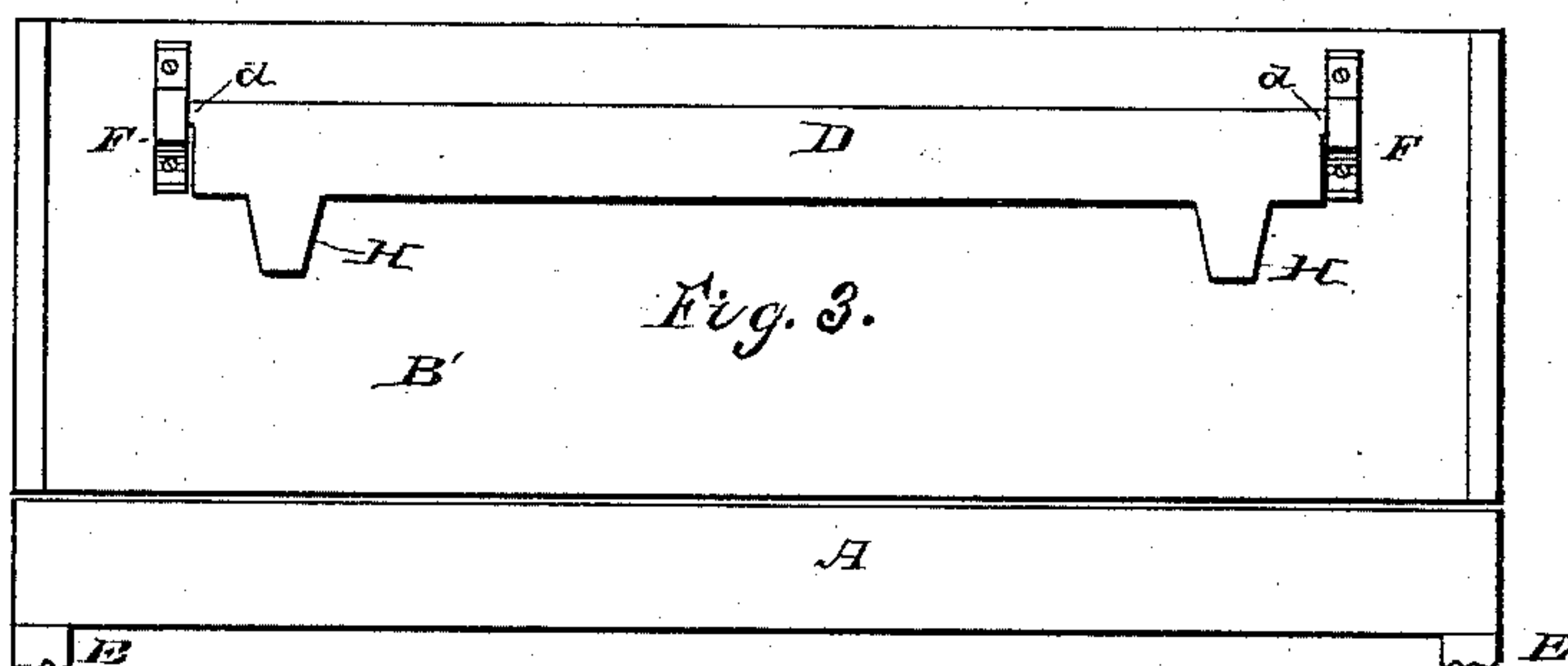
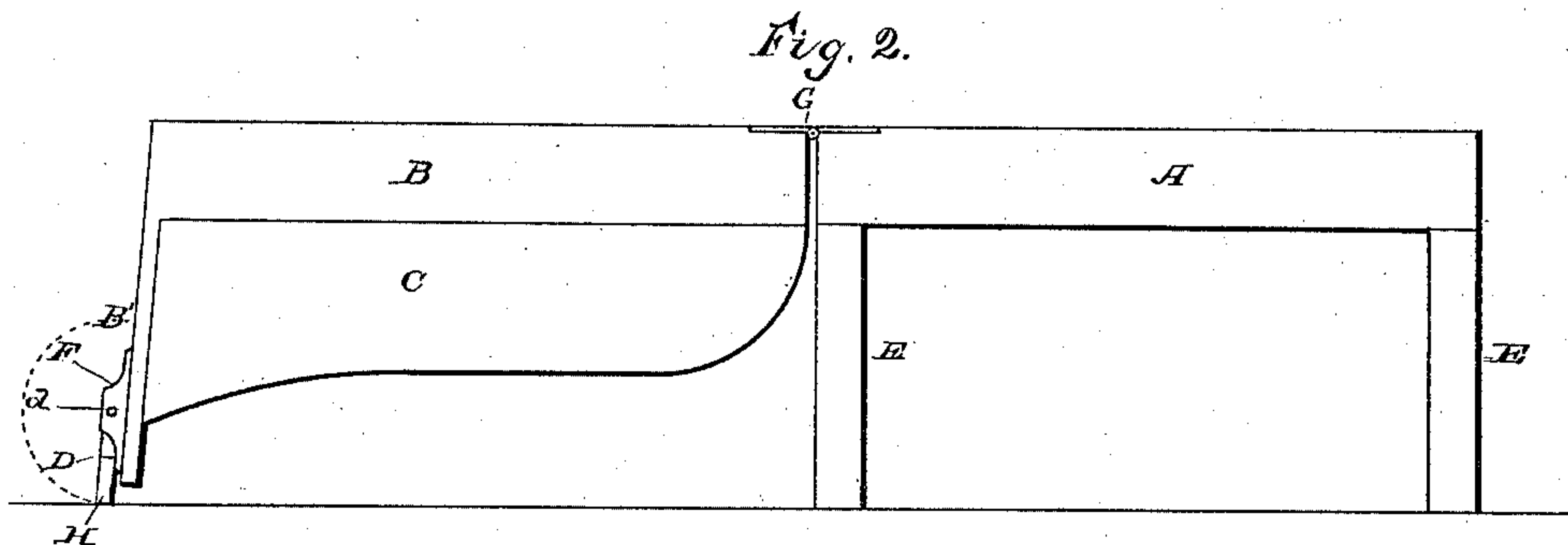
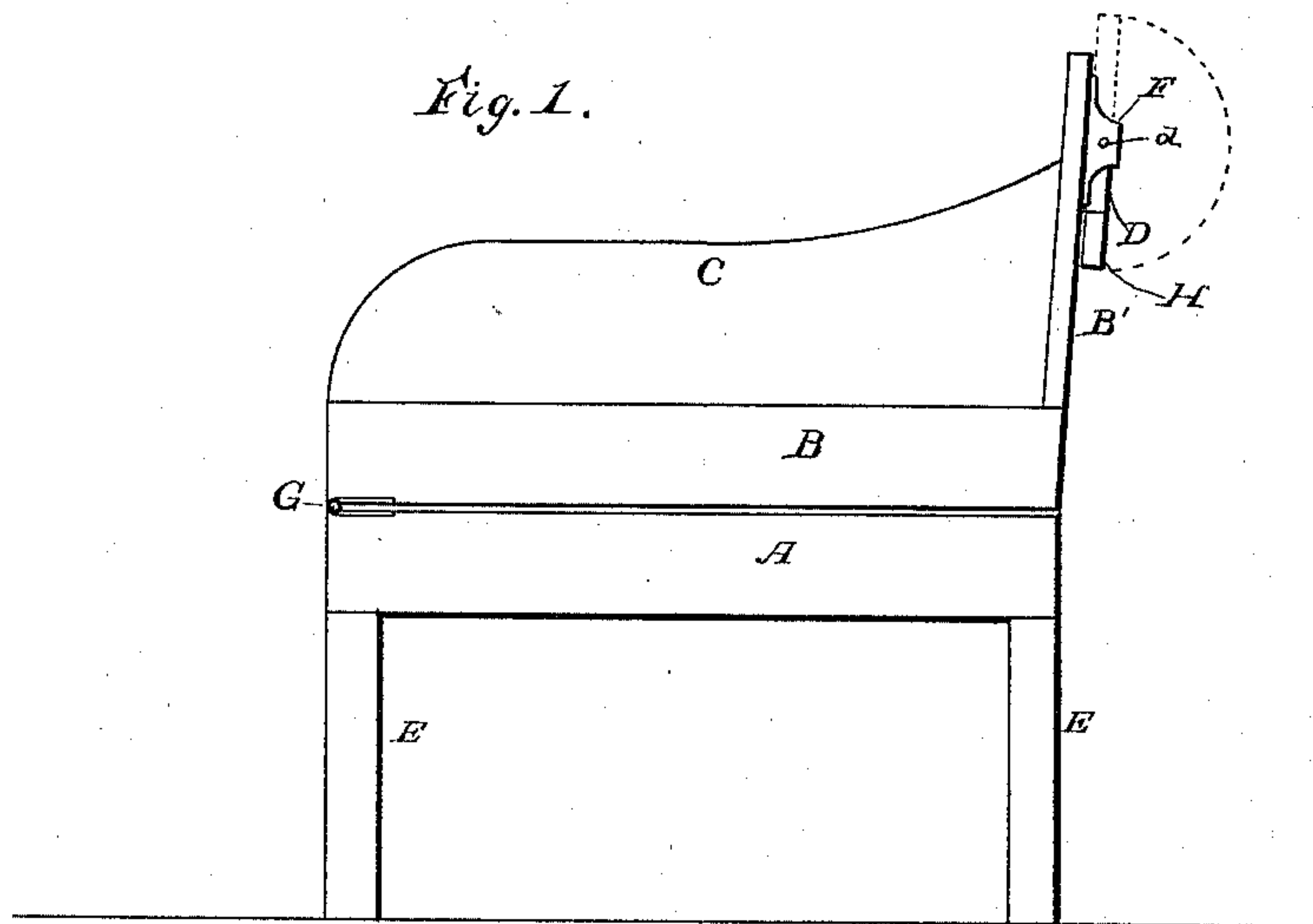
(No Model.)

J. B. OKEY.

SOFA BED.

No. 324,583.

Patented Aug. 18, 1885.



Witnesses:

A. Ruppert.

Alfred T. Sage

Inventor.

Joseph B. Okey

England and New York

Attys

UNITED STATES PATENT OFFICE.

JOSEPH BURTON OKEY, OF INDIANAPOLIS, INDIANA, ASSIGNOR, BY DIRECT AND MESNE ASSIGNMENTS, TO DANIEL F. HALEY, JAMES B. LYON, AND THOMAS DALTON, SR., ALL OF SAME PLACE.

SOFA-BED.

SPECIFICATION forming part of Letters Patent No. 324,583, dated August 18, 1885.

Application filed May 17, 1884. (No model.)

To all whom it may concern:

Be it known that I, JOSEPH BURTON OKEY, a citizen of the United States, residing at Indianapolis, in the county of Marion and State of Indiana, have invented a new and useful Sofa-Bed, of which the following is a specification.

My invention relates to improvements in that class of sofas known as "folding sofas" or "sofa-beds;" and the objects of my improvement are, first, to make a sofa in which the top or cushion, including the arms and back, are so hinged to the body or lower section of the sofa that the top may be readily opened to form a bed; second, to afford a means of protecting the carved and finished part of the back when the sofa is open and in use as a bed. I accomplish these objects by the mechanism illustrated in the accompanying drawings, in which—

Figure 1 is an end view of my sofa, showing the various parts folded in their relative positions as a sofa; Fig. 2, also an end view, showing the several sections as seen when my sofa is opened to form a bed; Fig. 3, a view of the sofa-back, showing the auxiliary supports or legs H H on the revolving bar D.

Like letters refer to similar parts throughout the several views.

E E are the supports or legs on which the sofa rests.

A is the base or main frame.

B is the frame containing the cushion.

C C are the arms.

B' is the back.

D is the revolving bar, to which the auxiliary legs or supports H H, to support the back when the sofa is changed into a bed, are attached.

F F are brackets or bearings to secure the round ends or trunnions *d d* on the revolving bar D, thereby leaving said bar free to revolve.

Any hinge that will allow the bar *d* to revolve, as shown in the dotted lines in Figs. 1 and 2, may be used in place of the one just described, and for that reason I do not wish to limit myself to any specific form of hinge.

In order to place the bar D as much out of sight as possible, the bar is made several inches

shorter than the back, as shown in Fig. 3. This also leaves the ends of the back free to be grasped in turning.

G G are hinges by which the base-frame A and the top frame B are hinged together, leaving the top free to rotate on the same.

When it is desired to change the sofa into a bed, the top or seat portion (including the back of the sofa, and the arms which are permanently attached to the seat) is revolved on the hinges G until the bottom of the part B is uppermost and on a level with the upper face of the part A, as shown in Fig. 2. The auxiliary bar D is revolved on its trunnions *d* from the position as shown at D, Fig. 1, to the position shown at D, Fig. 2, and the projecting legs H H, extending below the back B', rest on the floor, and thus prevent the scarring or chafing of the carved or finished work on the back.

In constructing the frame of my sofa-bed the best and easiest plan is to make the two sections A and B in a single wide box-frame, and then saw the frame apart into the two sections A and B. This method insures a perfect fit between the upper and lower sections. The corners are sawed directly through, so as to leave no projecting parts on either section of the frame.

Having thus fully described my invention, what I claim as new, and wish to secure by Letters Patent, is—

In a folding sofa-bed, the combination of the seat hinged in front to the body of the lounge and opening forward to form half of the bed, the back fixed permanently to the seat, so as to revolve with it and form the front legs of the bed when open, and the revolving bar D, hinged to the back, so as to drop down when the bed is opened and protect the carving and finished work on the back, all substantially as described and specified.

In testimony whereof I hereunto affix my signature in the presence of two witnesses.

JOSEPH BURTON OKEY. ^{his} X
mark.

Witnesses:

CHAS. A. NICOLI,
JAMES LYON.