

(No Model.)

S. N. ROSENBAUM.

CARD HOLDER.

No. 323,598.

Patented Aug. 4, 1885.

fig. 1.

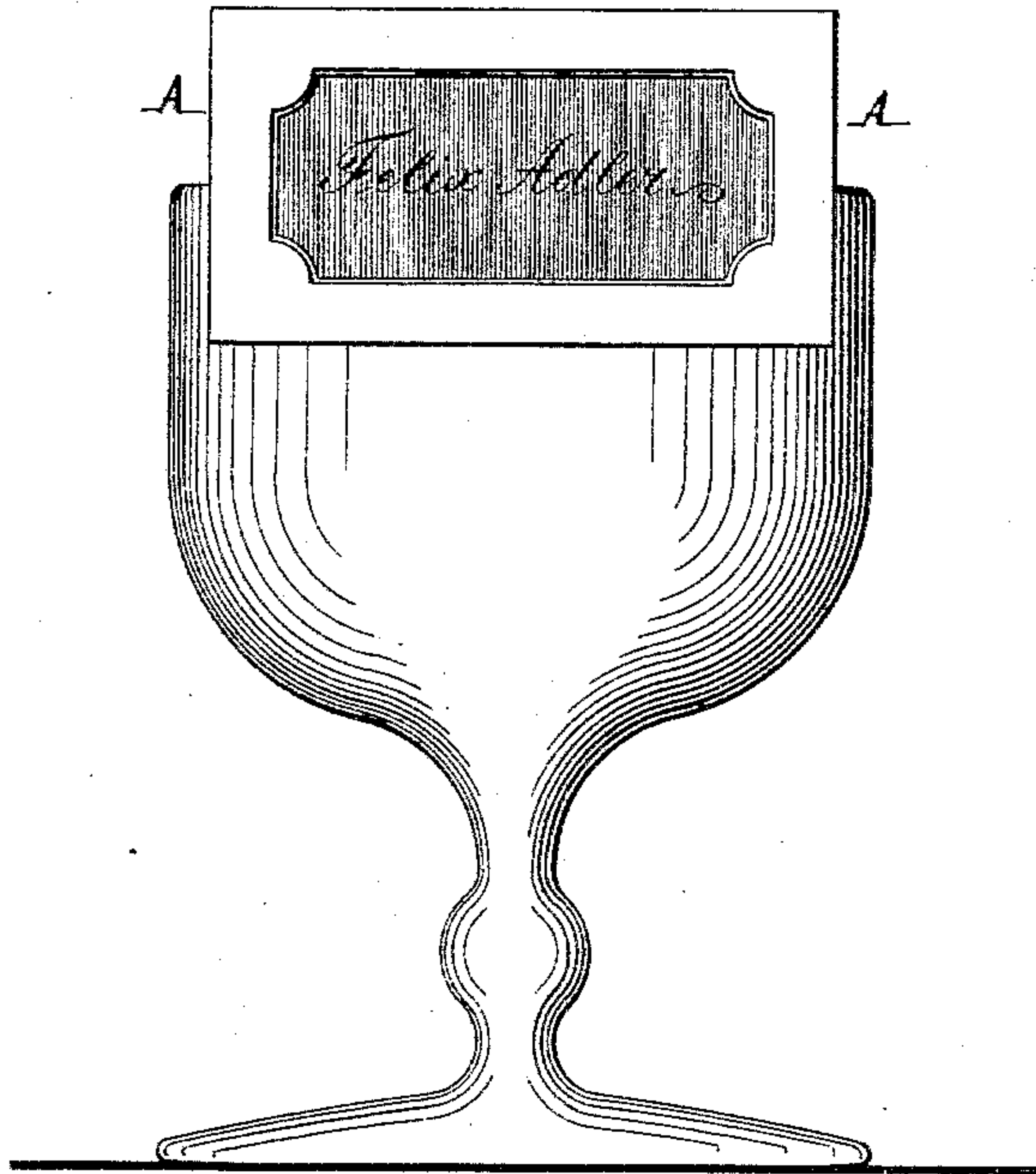


fig. 2.

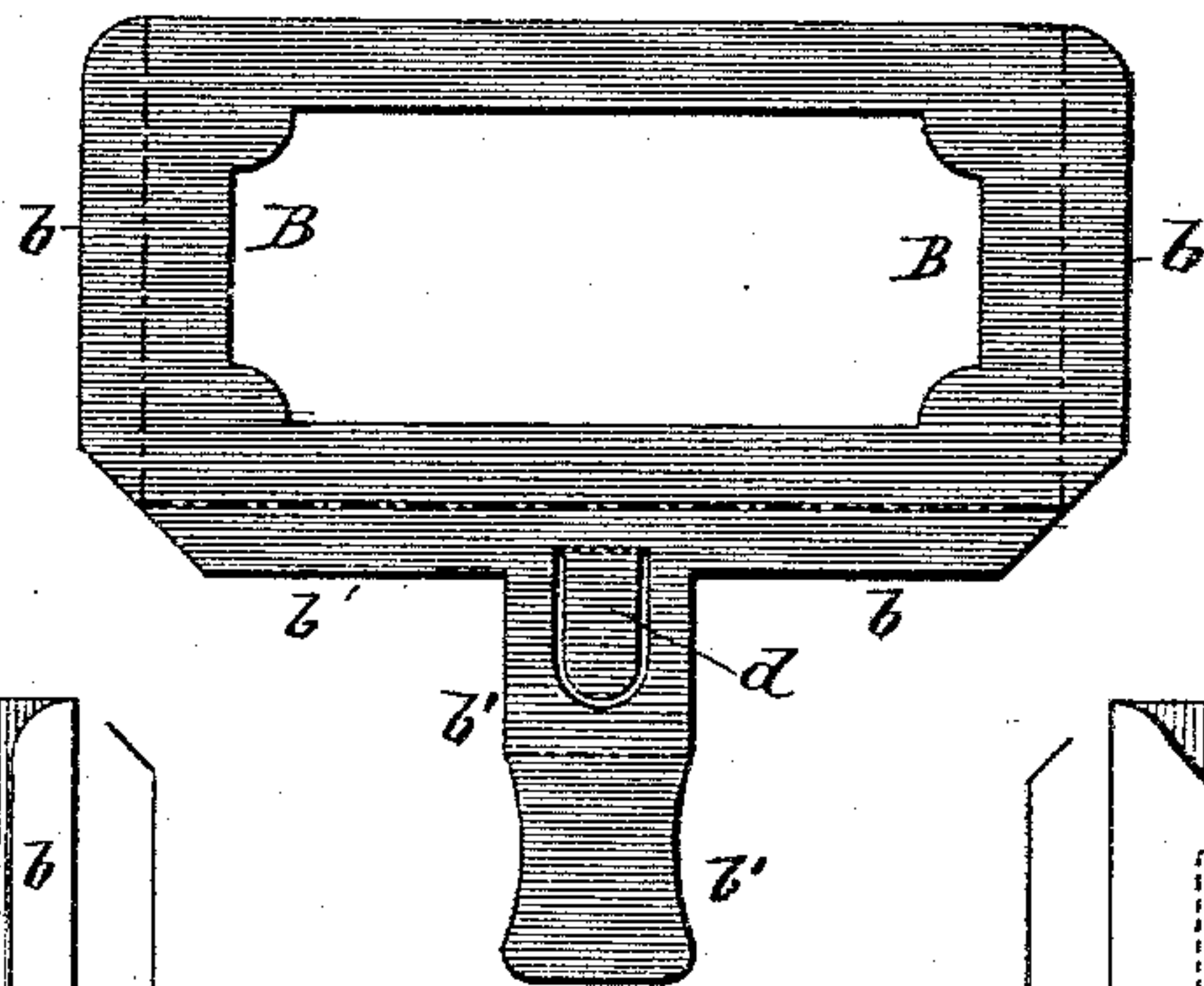


fig. 3.

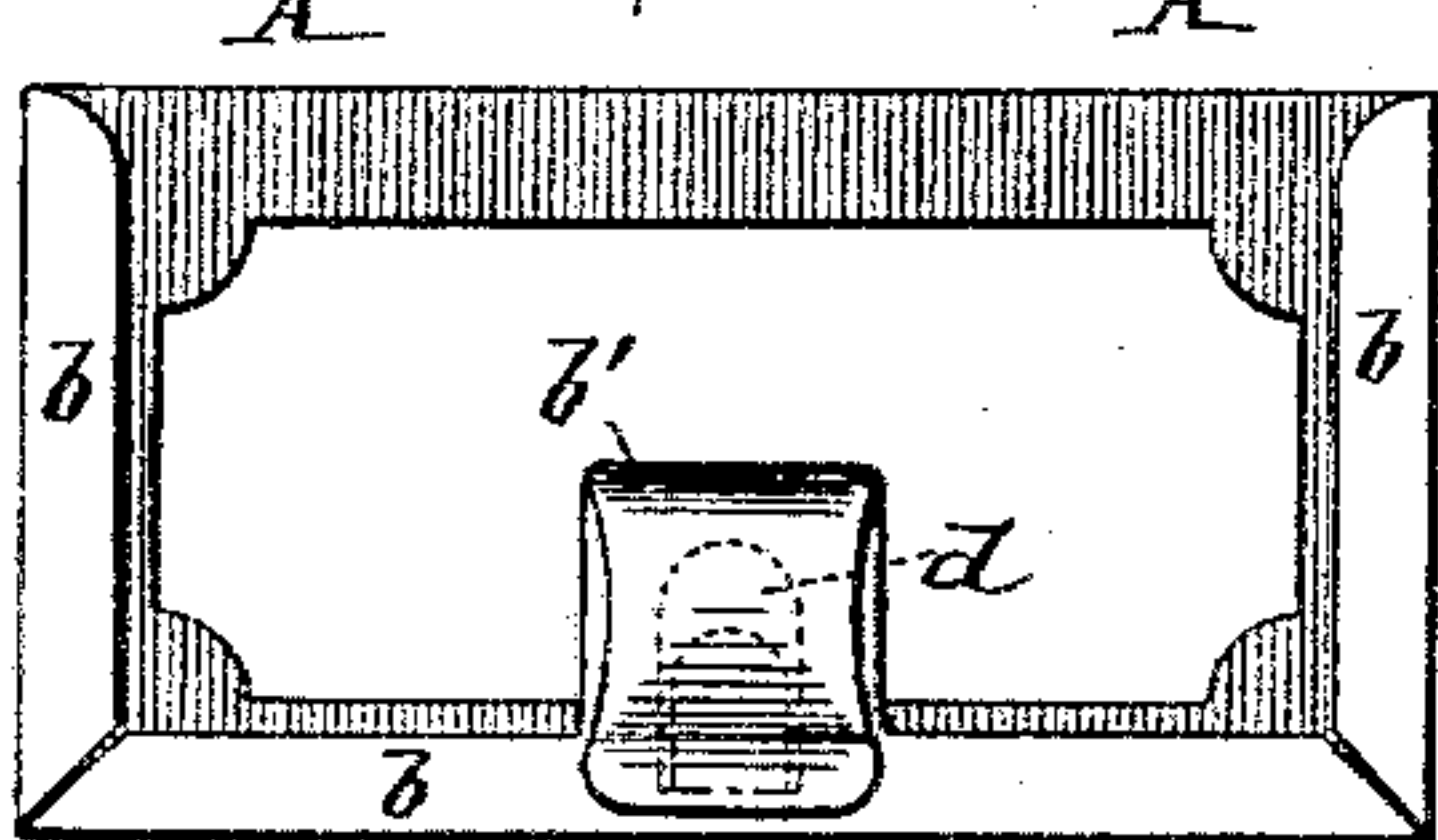


fig. 5.

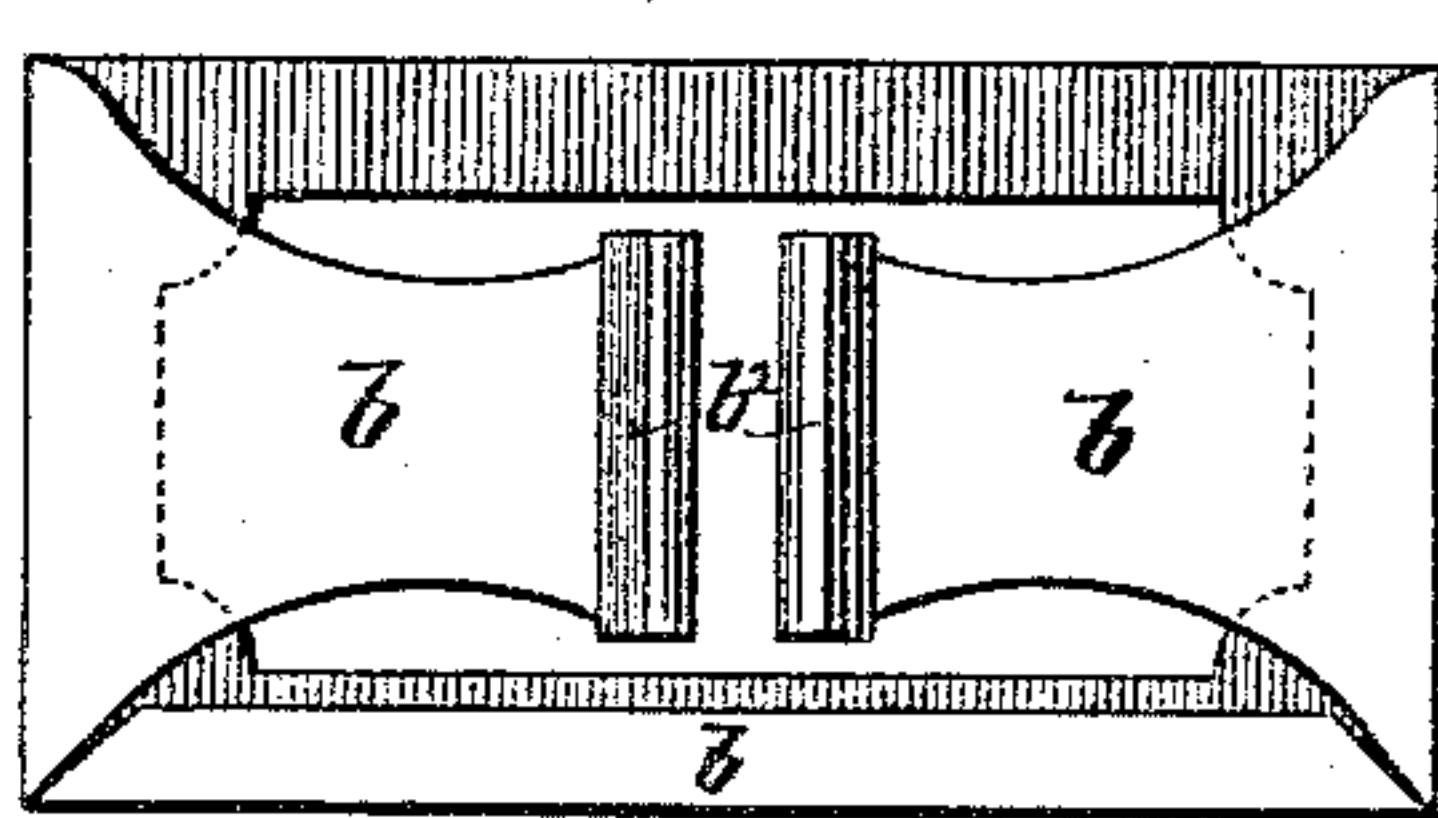
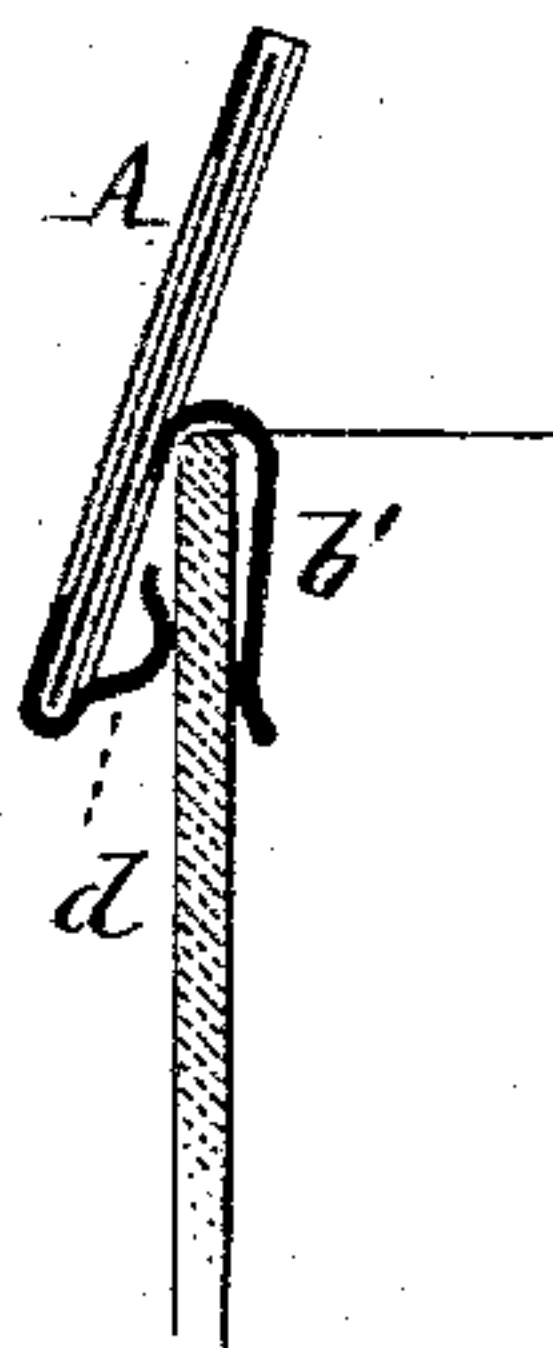


fig. 4.



WITNESSES:

*Carl Karp*  
*Adney Mann*

INVENTOR

*Solomon N. Rosenbaum*

BY

*Gospel & Raegner*  
ATTORNEYS.

# UNITED STATES PATENT OFFICE.

SOLOMON N. ROSENBAUM, OF NEW YORK, N. Y.

## CARD-HOLDER.

SPECIFICATION forming part of Letters Patent No. 323,598, dated August 4, 1885.

Application filed October 23, 1884. (No model.)

*To all whom it may concern:*

Be it known that I, SOLOMON N. ROSENBAUM, of the city, county, and State of New York, have invented certain new and useful

5 Improvements in Card-Holders, of which the following is a specification.

This invention has reference to an improved card-holder to be used on the dinner-table for festive occasions, so as to facilitate the plac-

10 ing of guests; and the invention consists of a card-holder made of a frame having flanges to support the card, and a front opening to display the name on the card, and provided at the back with means to attach it to a tumbler

15 or other suitable support. In the accompanying drawings, Figure 1 represents a front view of my improved card-holder shown as attached to a tumbler. Fig. 2 is a detail view of the blank from which the

20 holder is made. Fig. 3 represents a rear view and horizontal section; Fig. 4, a vertical transverse section of the attachment to the tumbler, and Fig. 5 a rear view and horizontal section of a modified form of the holder.

25 Similar letters of reference indicate corresponding parts.

A in the drawings, represents a card-holder for dinner parties which is preferably made of sheet metal of a blank, B. (Shown in Fig. 2.)

30 The card-holder is made of an oblong, round, or other frame, which has an opening for displaying the name of the card. Three of the sides of the card-holder are provided with flanges *b b*, which are bent back to the body

35 of the holder, and serve to retain the card in the frame. The fourth side of the frame is without a flange to insert the card. The

lower flange, *b*, is provided with an extension, *b'*, that is made integral with the body of the frame, and bent in the shape of a hook, which 40 is applied over the edge of the tumbler, as shown in Fig. 4. A tongue, *d*, is cut out of the body of the extension *b'* and bent into convex shape, so as to give a certain degree of inclination to the card when placed in po-

45 sition on the tumbler, as shown in Fig. 4.

In place of arranging the hook at the lower part of the frame, two of the side flanges may be extended toward each other and provided with spring-clasps *b<sup>2</sup>* at the ends, so as to ap-

50 ply it to the shank of the tumbler, as shown in Fig. 5. Any other suitable means for supporting the card-holder A on the tumbler or other support may be used, whereby the card is more prominently exhibited, so that the

55 guests can more readily find their places at the table. The card is thereby prominently brought to view, and not covered, as is frequently the case with the cards in general use.

Having thus described my invention, I claim 60 as new and desire to secure by Letters Patent—

A card-holder consisting of a sheet-metal frame having guide-flanges to support the card, and of springs arranged at the back of the frame and made integral therewith, substan-

63 tially as set forth.

In testimony that I claim the foregoing as my invention I have signed my name in presence of two subscribing witnesses.

SOL. N. ROSENBAUM.

Witnesses:

LOUIS C. RAEGENER,  
CARL KARP.