

(Model.)

R. S. GOULD.
CARPET FASTENER.

No. 323,575.

Patented Aug. 4, 1885.

Fig. 1.

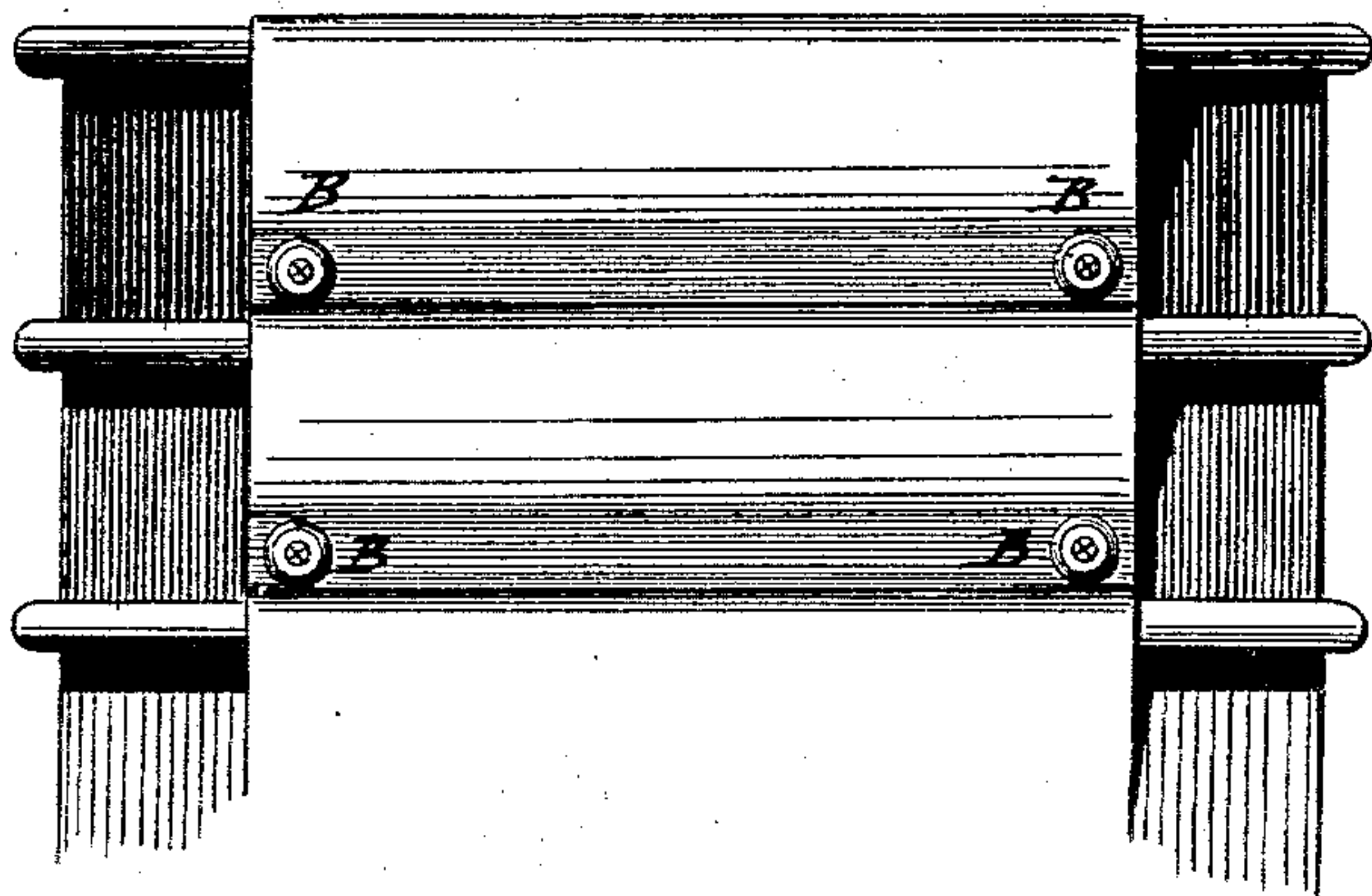


Fig. 2.

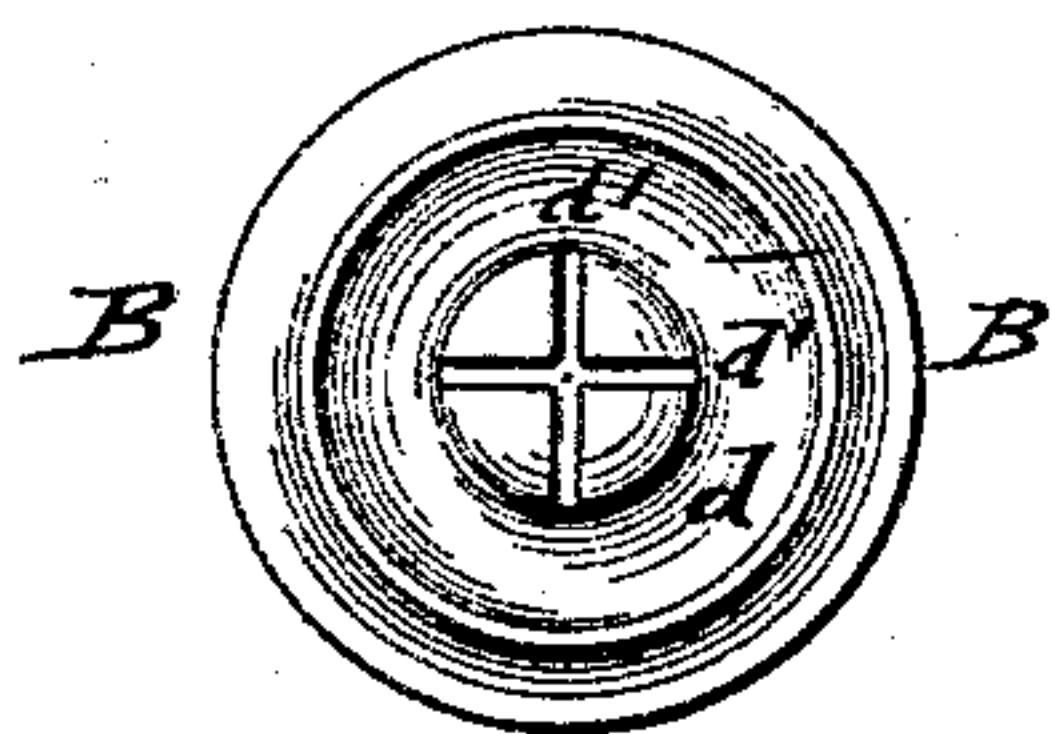


Fig. 3.

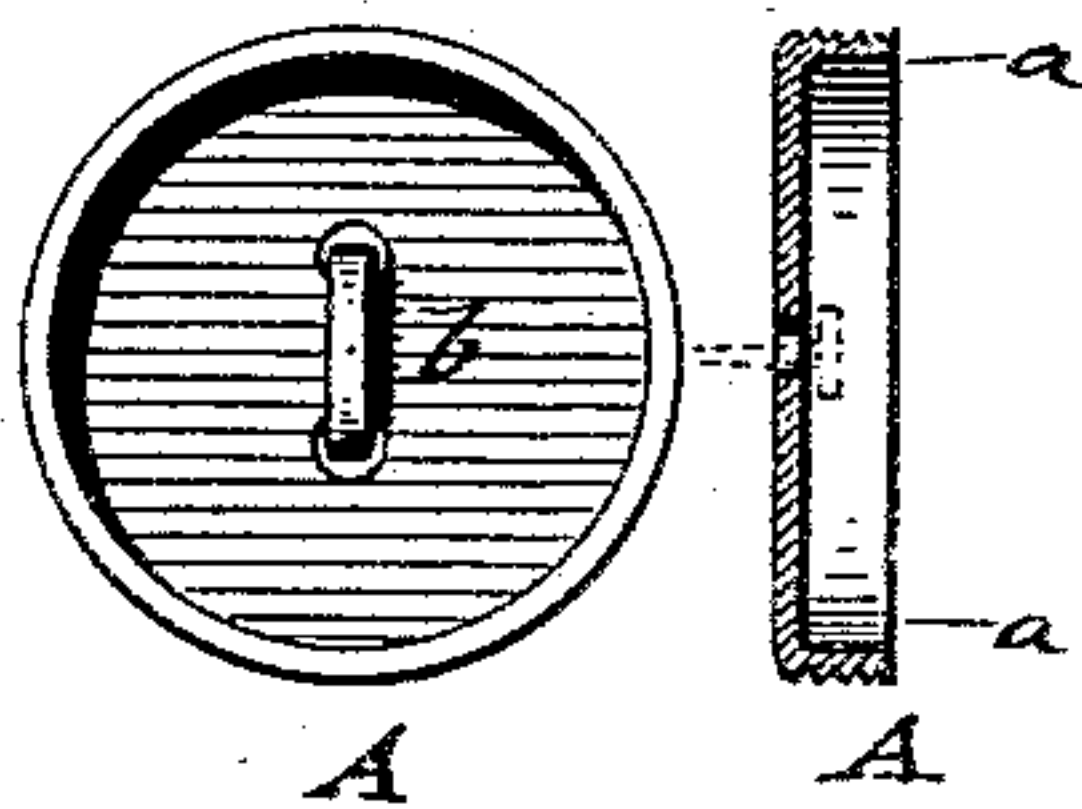
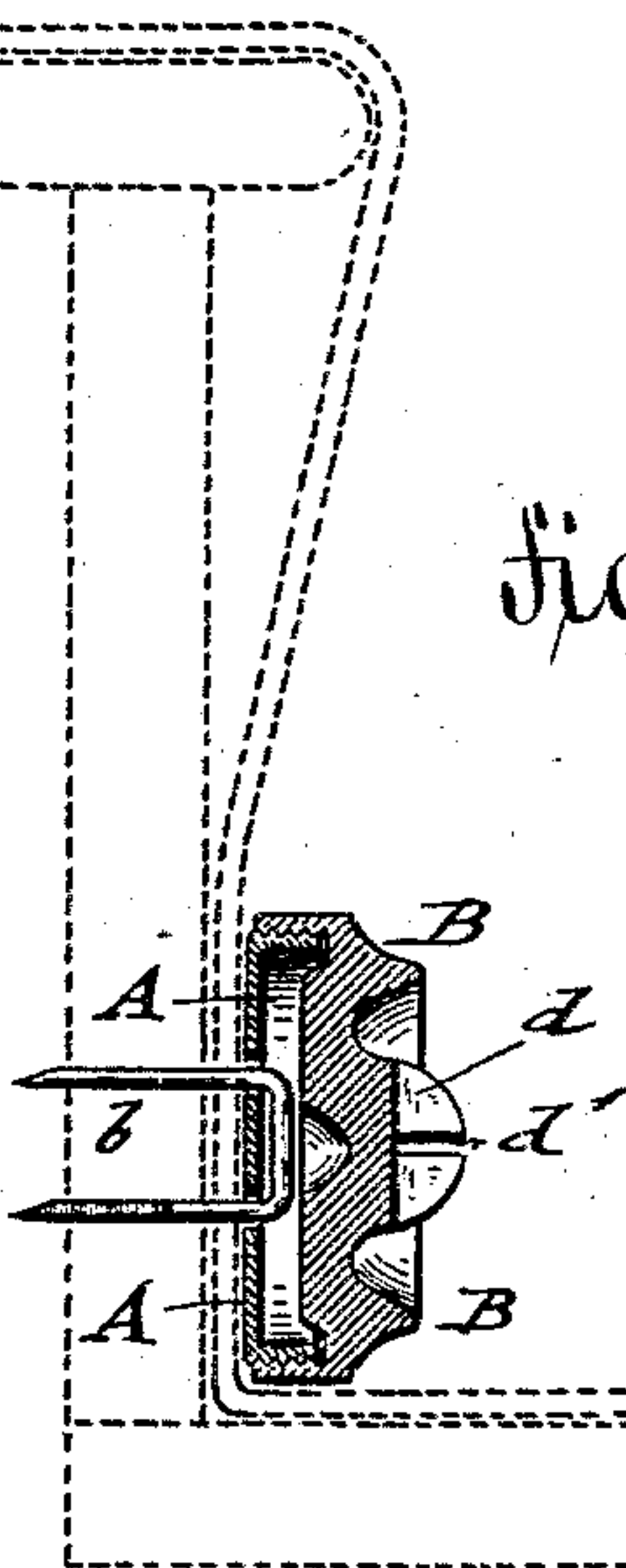


Fig. 4.



WITNESSES

F. H. Rosenbaum
Ernst Wolff.

INVENTOR

Robert S. Gould

By *his* Attorneys

Cooper & Rogers

UNITED STATES PATENT OFFICE.

ROBERT S. GOULD, OF EAST ORANGE, NEW JERSEY.

CARPET-FASTENER.

SPECIFICATION forming part of Letters Patent No. 323,575, dated August 4, 1885.

Application filed May 22, 1885. (Model.)

To all whom it may concern:

Be it known that I, ROBERT S. GOULD, of East Orange, county of Essex, and State of New Jersey, have invented certain new and
5 useful Improvements in Carpet-Fasteners, of which the following is a specification.

This invention relates to carpet-fasteners for attaching stair and other carpets and rugs; and the invention consists of a fastener com-
10 posed of a circumferentially-flanged and exteriorly-threaded bottom plate, which is attached by a nail or staple passing through a hole or holes of the same, and of a cap that is screwed
15 on said bottom plate, and provided with a raised center portion having nicks for applying a screw-driver.

In the accompanying drawings, Figure 1 represents an elevation of a few steps of a staircase, showing a carpet attached by my improved fasteners. Fig. 2 is a front view of
20 the carpet-fastener; Fig. 3, a front view and section of the bottom plate detached from the cap; and Fig. 4 is a vertical transverse section of the fastener.

25 Similar letters of reference indicate corresponding parts.

Referring to the drawings, A represents the bottom plate, and B the cap, of my improved carpet-fastener. The bottom plate, A, is made
30 of sheet or other metal, and provided with a circumferential flange, *a*, having an exterior screw-thread for screwing on the cap B. The bottom plate, A, is provided with one or two
35 holes for passing through a nail or staple, *b*, by which the bottom plate, A, is attached to the floor or riser of the steps, as the case may be, so as to hold the carpet in position. When the bottom plate is attached, the cap is
40 screwed on so as to cover the nail or staple *b*. The screw-cap B is provided with a raised center portion, *d*, having nicks across each other at right angles for applying a screw-driver thereto. By means of the nicks the cap can be tightly screwed on the bottom plate

and readily unscrewed therefrom whenever it
45 is necessary to take up the stair-carpet. By screwing the cap tightly on the bottom plate it is prevented from playing loose and getting lost.

The nicks on the raised center portion, *d*, of
50 the screw-cap B serve for unscrewing the cap when it is desired to take up the carpet, after which the nail or staple and the bottom plate are removed, so as to prevent the prying off of
55 the carpet-fastener by inserting a tool below the bottom plate, which is objectionable, as it injures the bottom plate and renders it unfit for use.

The carpet fastener has the advantage that the bottom plate can be readily attached by
60 driving in a nail or staple, after which the cap is placed in position. It can be fastened quickly to the stairs or floor, and can be removed without injury to the carpet or fastener. The carpet-fastener, by unscrewing the
65 cap or head with a screw-driver and lifting out the nail or staple by inserting the tool below the head of the same, resting the tool on the bottom plate, whereby the same is not injured, forms a cheap and neat device for fast-
70 ening stair and other carpets, and can be readily removed and replaced, as required.

Having thus described my invention, I claim as new and desire to secure by Letters Patent—

A carpet-fastener consisting of a bottom
75 plate having a circumferential and exteriorly-threaded flange, a nail or staple passing through a hole or holes of the bottom plate, and a detachable screw-cap having a raised and nicked center portion, substantially as set forth.

In testimony that I claim the foregoing as my invention I have signed my name in presence of two subscribing witnesses.

ROBT. S. GOULD.

Witnesses:

MARTIN PETRY,
PAUL GOEPEL.