

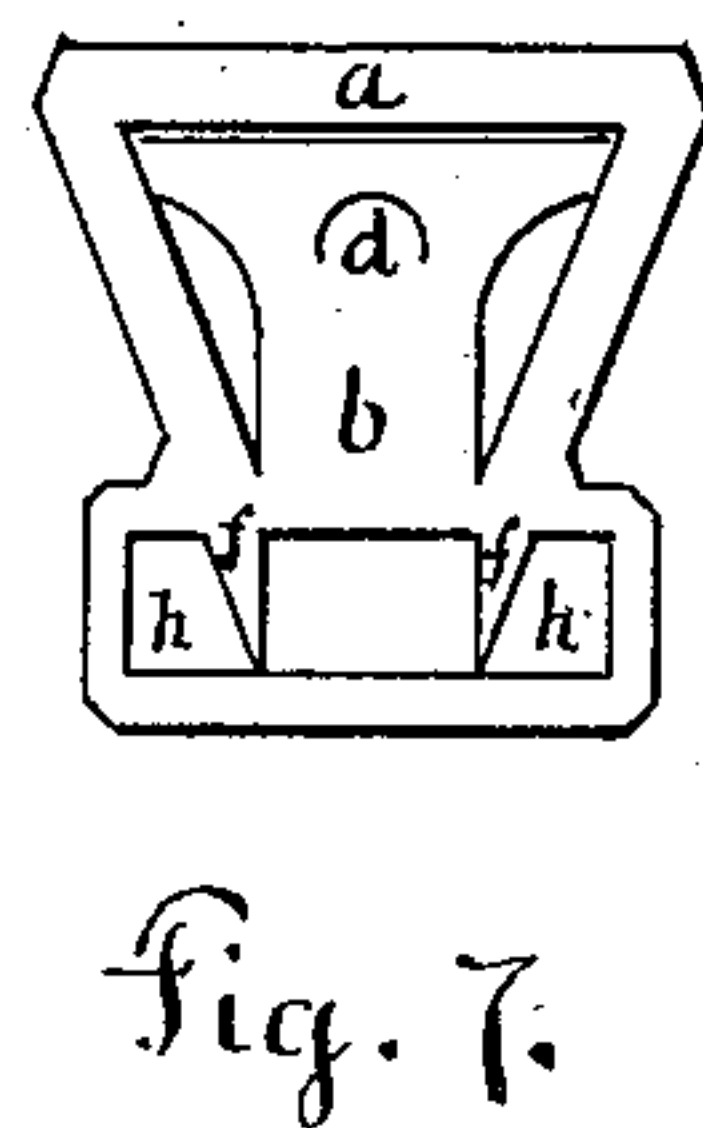
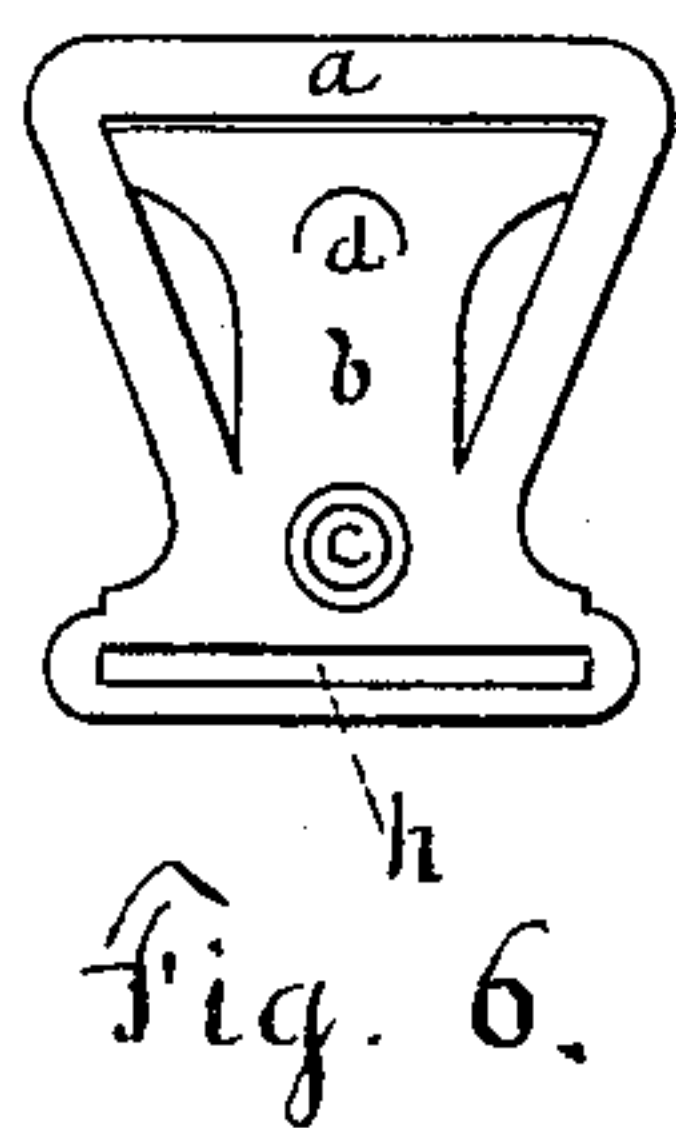
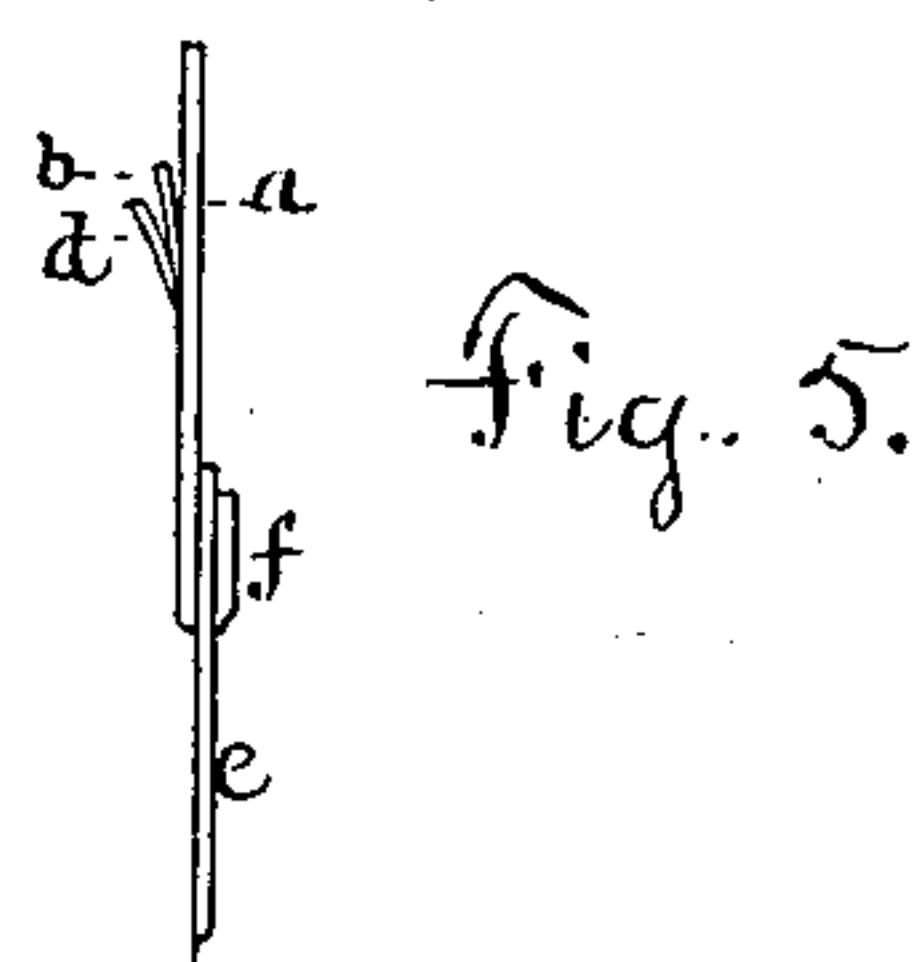
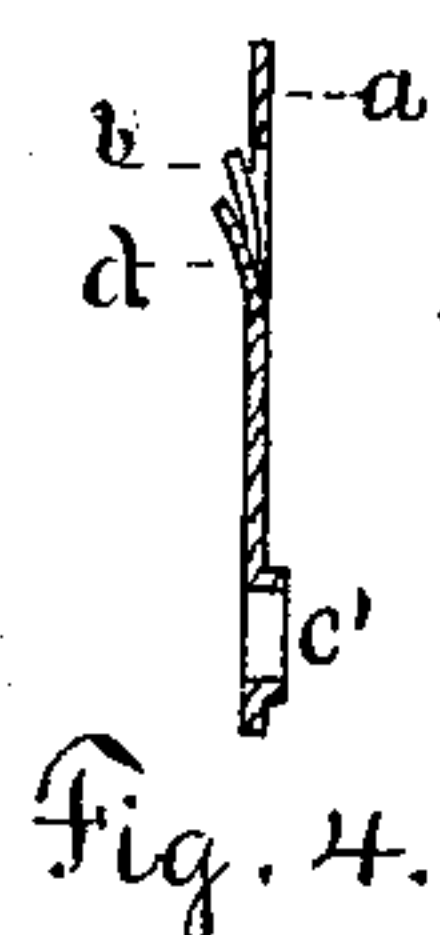
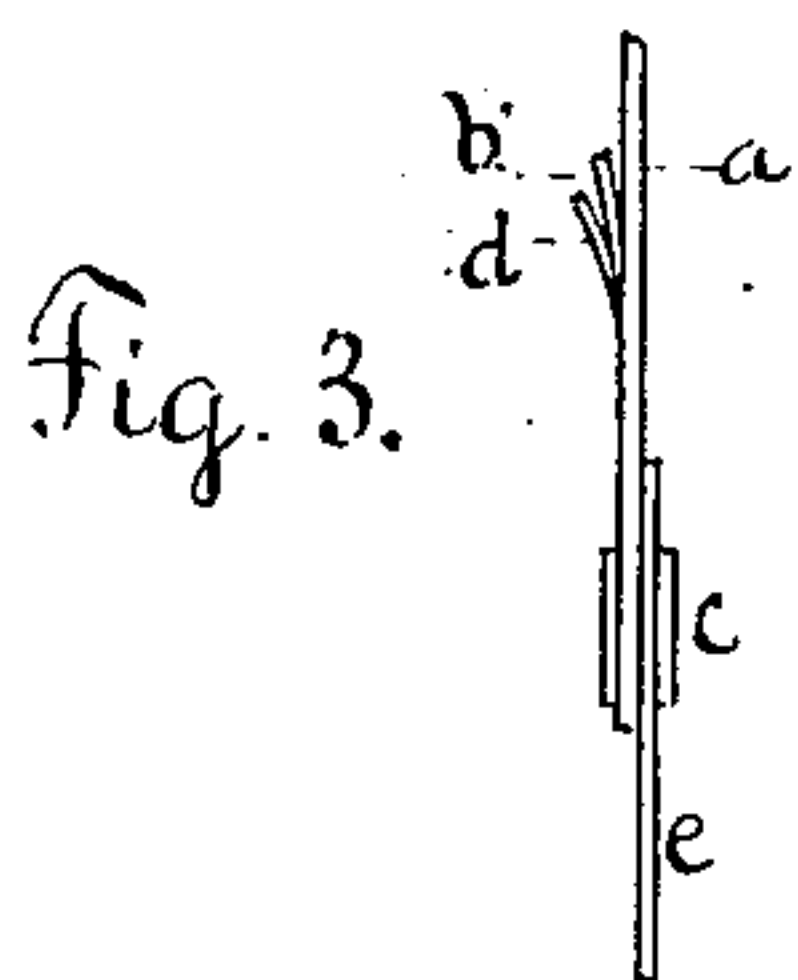
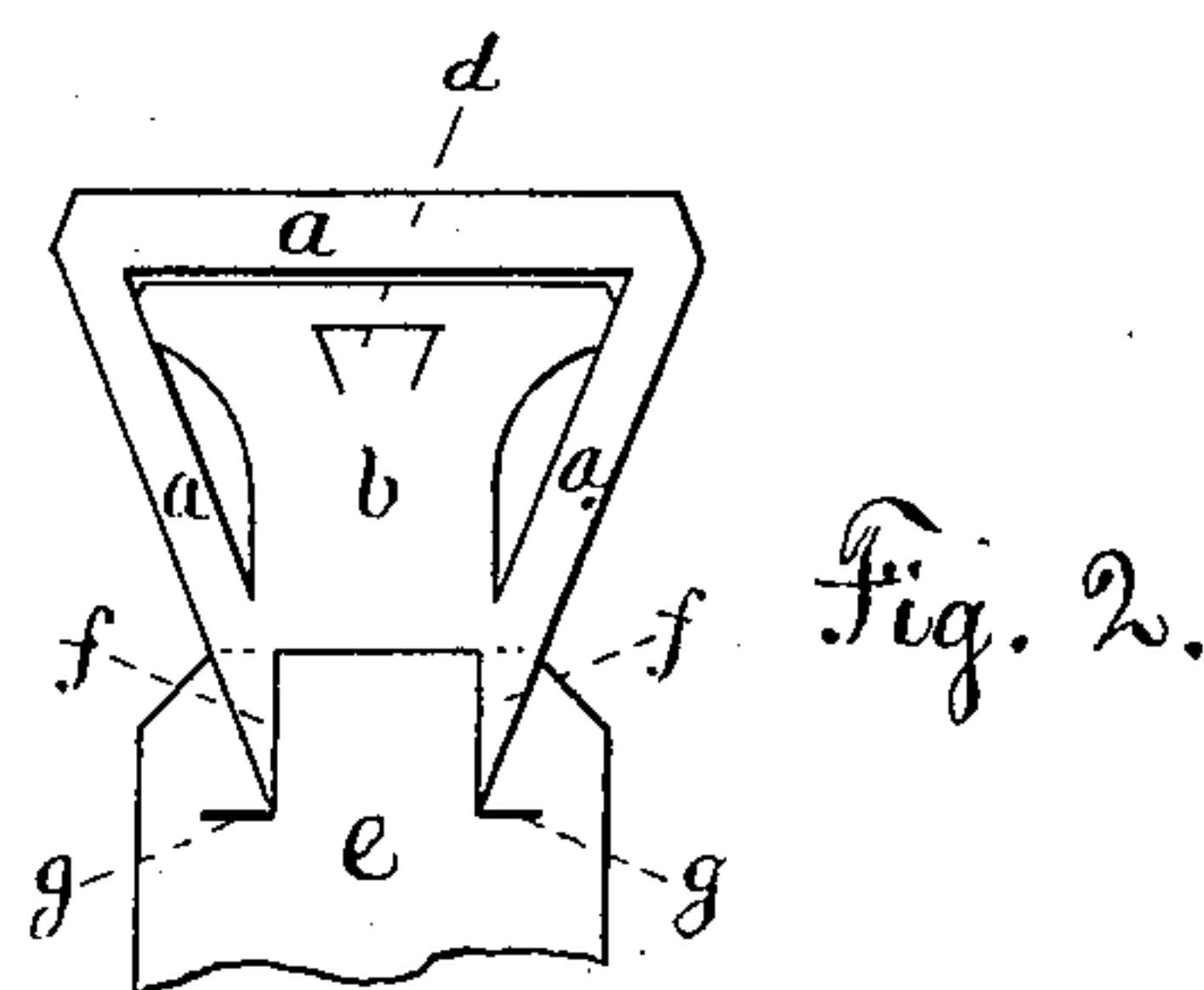
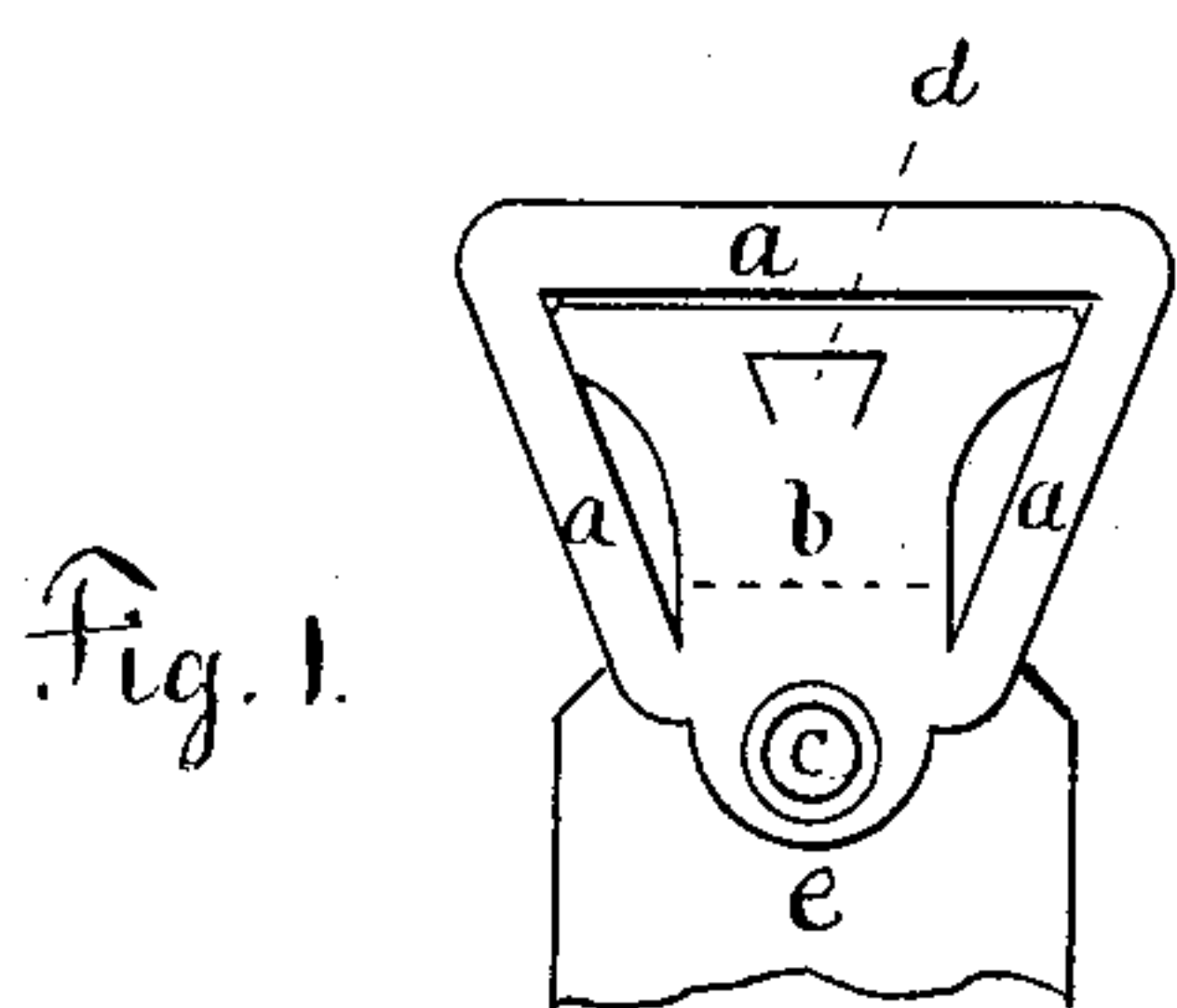
(No Model.)

W. D. STRATTON.

BUCKLE.

No. 323,084.

Patented July 28, 1885.



Witnesses.

Geo. D. Breeders.  
J. J. McHute Jr.

Inventor.

William D. Stratton  
by Chas. F. Sleeper, Atty.

# UNITED STATES PATENT OFFICE.

WILLIAM D. STRATTON, OF BOSTON, MASSACHUSETTS.

## BUCKLE.

SPECIFICATION forming part of Letters Patent No. 323,084, dated July 28, 1885.

Application filed August 11, 1884. (No model.)

*To all whom it may concern:*

Be it known that I, WILLIAM DAVIS STRATTON, a citizen of the United States, residing at Boston, in the county of Suffolk and State of Massachusetts, have invented a new and useful Improvement in Buckles, of which the following is a specification.

My invention consists in an improved buckle made of one piece of material, complete in all its operating parts, and ready for attachment to a strap by certain well-known devices, hereinafter specified.

The material of which my buckle is made should be of a spring temper in order that the tongue can firmly engage with the strap. It is preferably made of thin metal; but in some cases other material—as card-board, for instance—may be used to advantage.

In the drawings, *a* shows the rim of the buckle, and *b* the tongue; *d*, a projection by which the tongue can be pulled away from the rim to insert or release the strap.

In Figures 1 and 3 I have shown the buckle as fastened to the strap *e* by means of an eyelet, *c*, in the ordinary manner of fastening eyelets to articles.

In Fig. 4 I have shown at *c'* an eyelet formed out of the frame of the buckle, by means of which the buckle can be attached to the strap in the usual manner of eyeleting.

In Fig. 2 I have shown the buckle made with two prongs, *f f*, designed to enter perforations *g g* on the strap *e*, and to be bent and clinched upon the strap, as shown in Fig. 5, thus holding the buckle securely to the strap.

When the buckle is made of card-board, the eyelet and prongs can be dispensed with and the buckle pasted or glued to the strap.

In Figs. 6 and 7 I have shown buckles made with loops *h*, to receive the end of the strap *e* after it is passed between the top bar of the frame *a* and the tongue *b* and over and beyond the attaching device. Fig. 6 shows an eyelet attachment to the strap, and Fig. 7 prongs *f f*, to be bent and clinched as shown in Fig. 5.

My buckle can be made cheaply, and can be used for many purposes where more expensive buckles are now necessary. It can be easily attached to the strap by either of the methods shown.

I do not claim, broadly, a buckle formed of one piece of sheet metal, as I am aware that such buckles have been made; nor do I claim an eyelet nor prongs upon the attaching-plate of a buckle in which the attaching-plate is one of two or more separate component parts; but

I claim as my invention—

As an improved article of manufacture, a buckle having its tongue, frame, and attaching means all of a single piece of spring metal, the tongue provided with a lifting projection, all substantially as set forth.

WILLIAM D. STRATTON.

Witnesses:

CHAS. F. SLEEPER,  
WM. D. BRIGHAM.