

(No Model.)

R. L. BEAUMONT.

STRAP HOLDER.

No. 322,151.

Patented July 14, 1885.

Fig. 1.

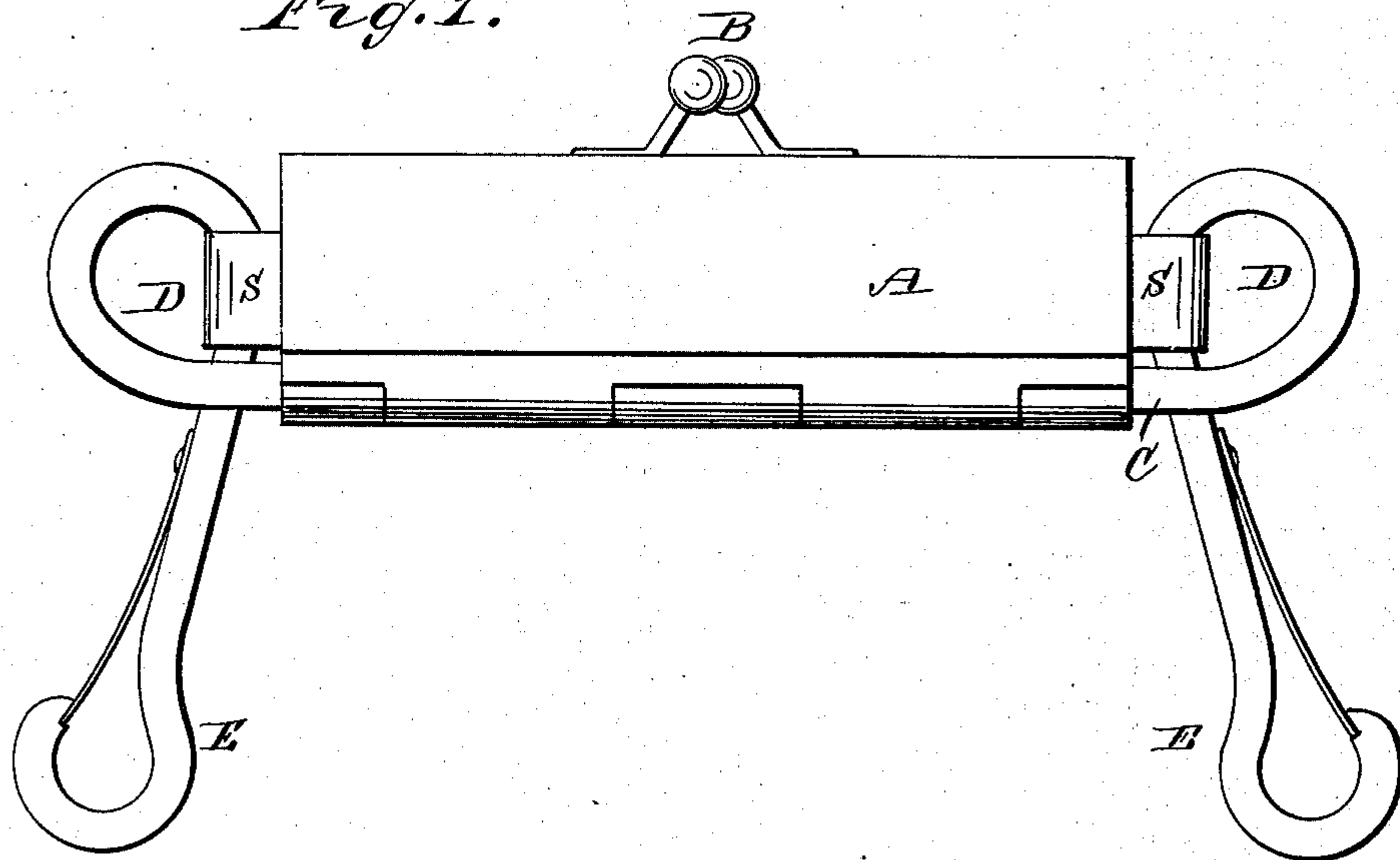


Fig. 2.

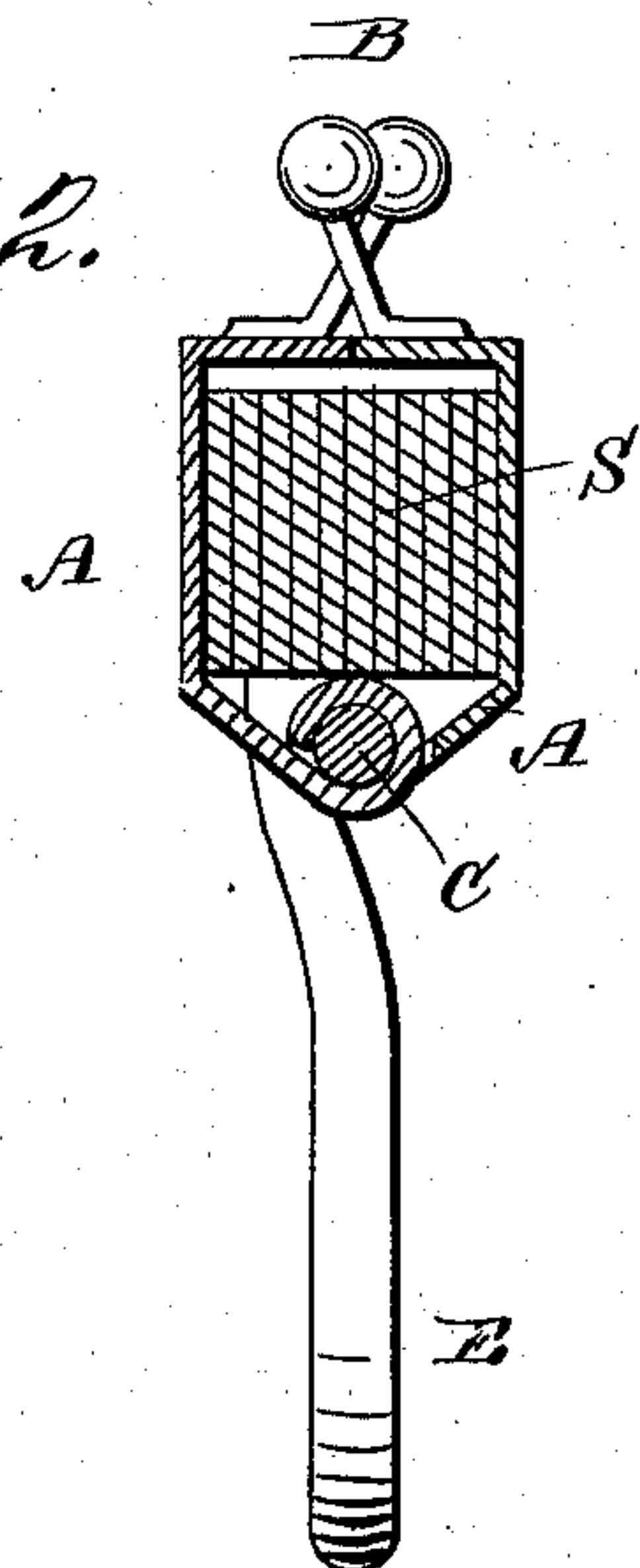
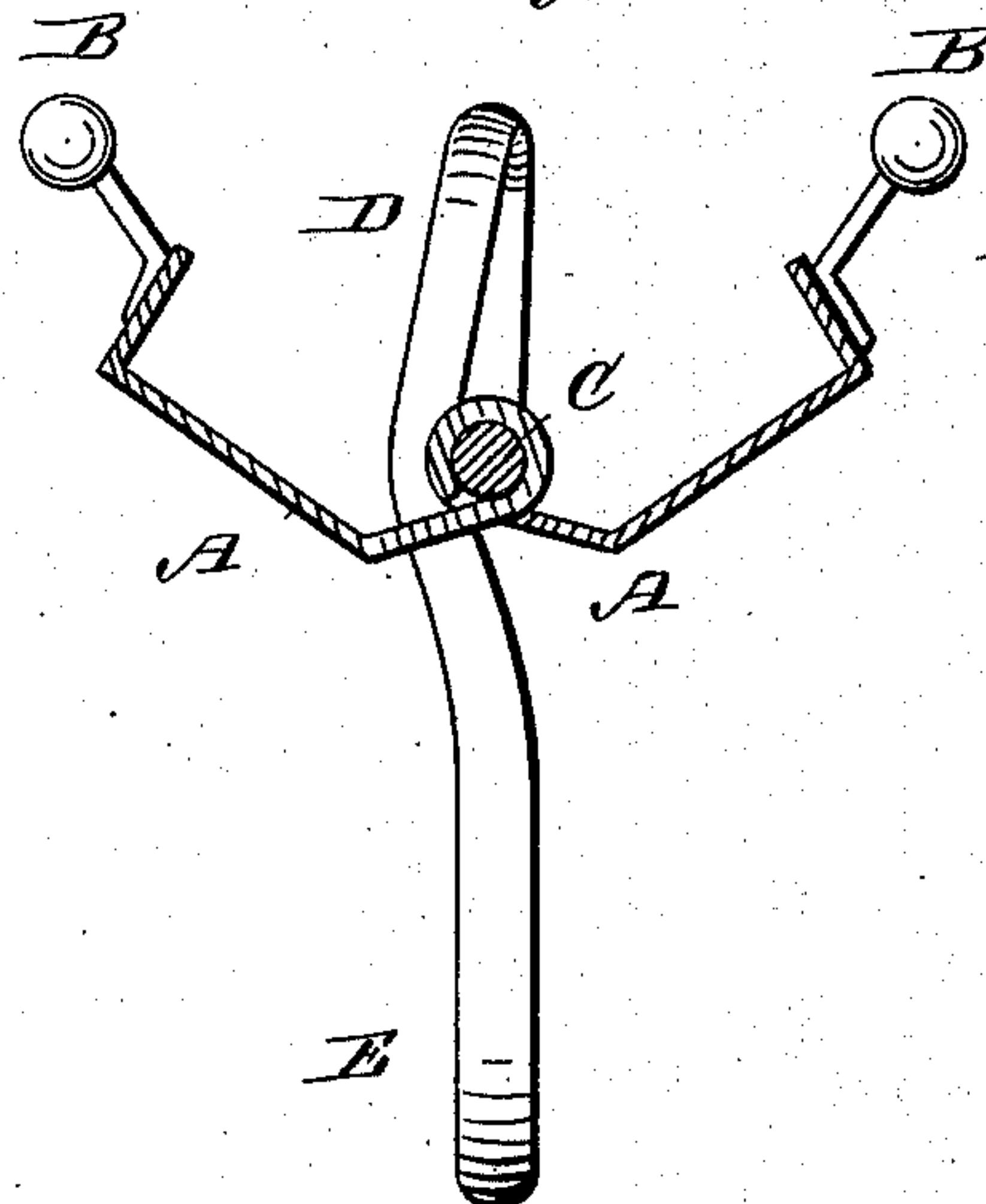


Fig. 3.



WITNESSES:

Thos. G. Foster.
C. Sedgwick

INVENTOR:

R. L. Beaumont
BY *Munn & Co*
ATTORNEYS.

UNITED STATES PATENT OFFICE.

ROBERT L. BEAUMONT, OF ST. JOSEPH, MISSOURI, ASSIGNOR TO HIMSELF
AND JOHN J. SHERIDAN, OF SAME PLACE.

STRAP-HOLDER.

SPECIFICATION forming part of Letters Patent No. 322,151, dated July 14, 1885.

Application filed February 17, 1885. (No model.)

To all whom it may concern:

Be it known that I, ROBERT L. BEAUMONT, of St. Joseph, in the county of Buchanan and State of Missouri, have invented a new and useful Improvement in Strap-Holders, of which the following is a full, clear, and exact description.

The object of my invention is to provide a new and improved strap-holder or device for holding a strap, cord, or chain when the same is not in use, and which holder can also be used as a grip or handle for packages, bundles, &c.

The invention consists in a strap-holder formed of two sections hinged together at one side, and having catches on their opposite edges.

The invention also consists in the combination, with the two sections, of a hinge or joint wire having snap-hooks formed on its ends.

Reference is to be had to the accompanying drawings, forming a part of this specification, in which similar letters of reference indicate corresponding parts in all the figures.

Figure 1 is a side view of my new and improved strap-holder. Fig. 2 is a cross-sectional elevation of the same closed and containing a strap; Fig. 3, a cross-sectional elevation of the holder opened.

The box or holder is formed of two halves or sections, A, hinged together at their bottom edges to swing toward or from each other, and at their upper edges they are provided with spring clasps or catches B, for holding them together and the holder closed.

The holder may be provided with end pieces or not, as may be desired. The ends of the

joint-wire C are extended beyond the ends of the holder, and then bent to form loops D, and then extended downward, snap-hooks E being formed on the ends of the said wires. The strap, cord, or chain is placed between the two sections A, which are swung and locked together, and form a receptacle for the strap, &c.

When the strap, &c., is to be used, it is passed around the bundle, &c., one section A is passed under it, and then the sections are locked together and form a convenient handle for carrying the bundle, the hooks E being snapped on the strap or cord around the bundle.

The loops D form springs which ease jarring effects of the bundle on the arm of the person carrying it.

Having thus described my invention, I claim as new and desire to secure by Letters Patent—

1. In a strap-holder, the combination, with two sections, A, hinged together, of hooks on the ends of the holder thus formed, substantially as herein shown and described.

2. In a strap-holder, the combination, with the sections A, of the joint or hinge wire C, having hooks formed on its ends, substantially as herein shown and described.

3. In a strap-holder, the combination, with the sections A, of the joint or hinge wire C, bent to form loops D, and having snap-hooks formed on its ends, substantially as herein shown and described.

ROBERT L. BEAUMONT.

Witnesses:

F. K. HULL,
H. L. ASHTON.