

(No Model.)

J. ENOCH.

HALTER.

No. 321,957.

Patented July 14, 1885.

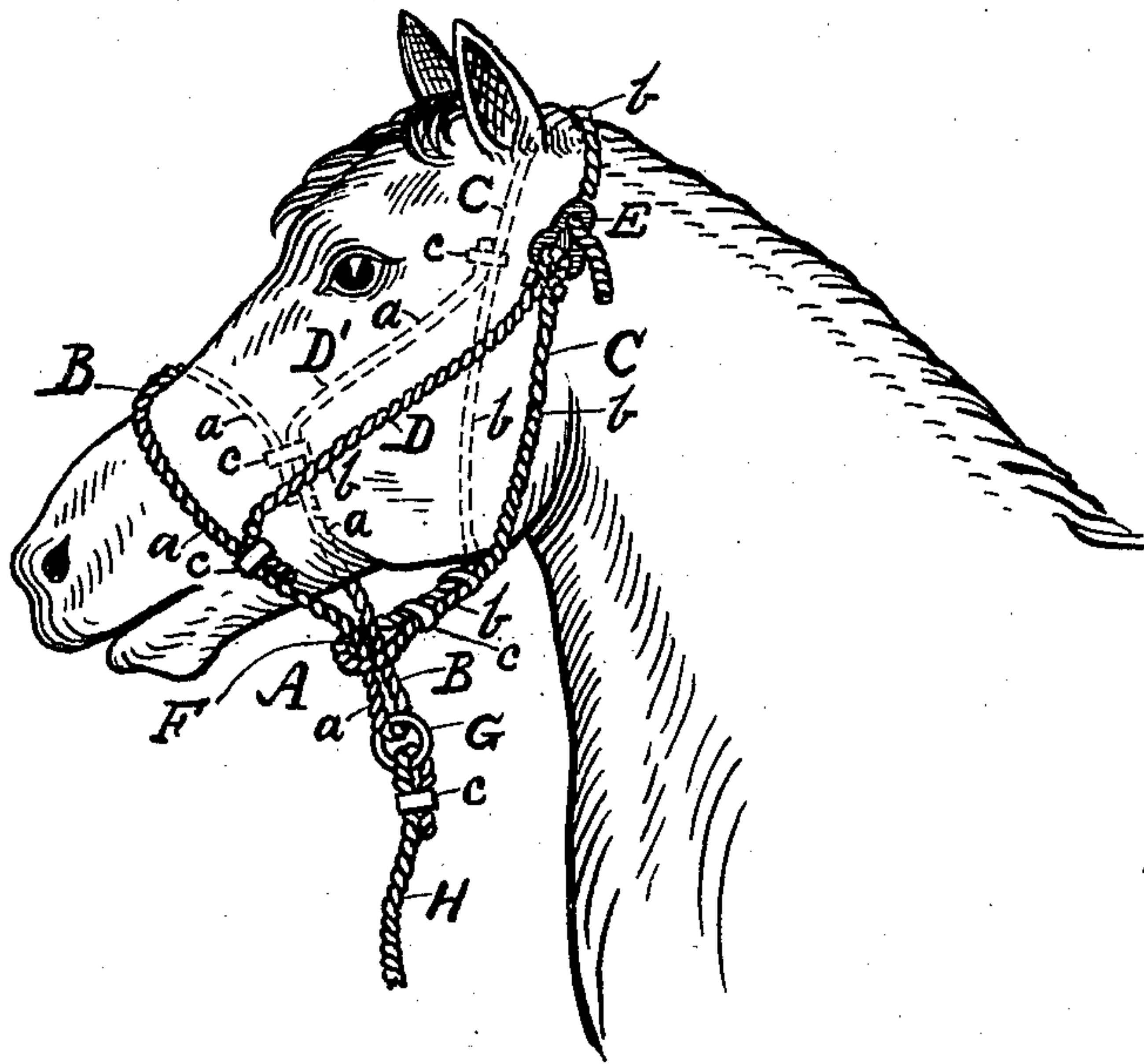


FIG. 1.

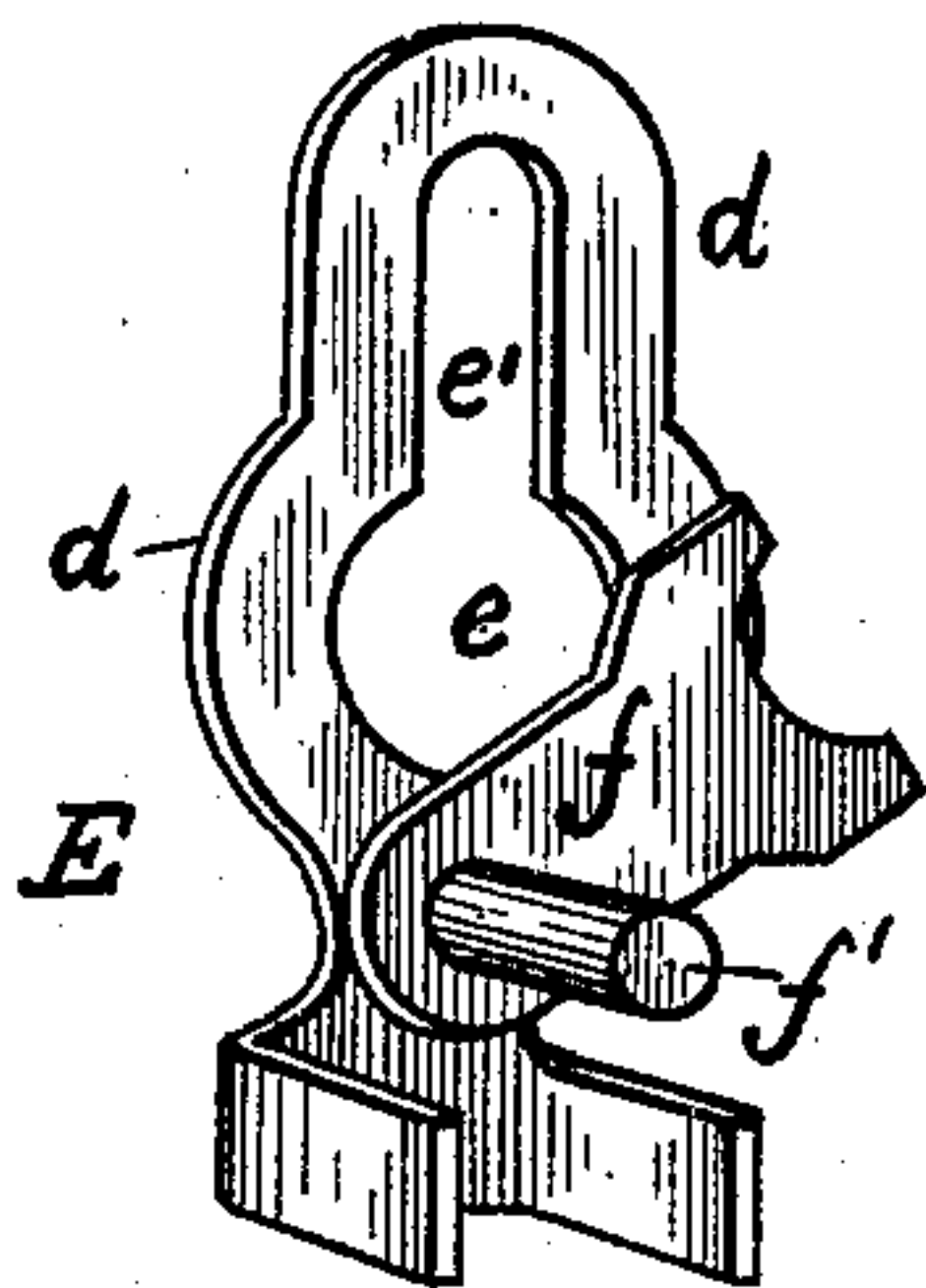


FIG. 3.

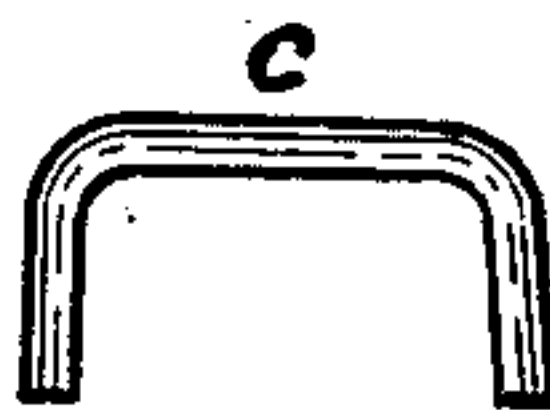


FIG. 4.

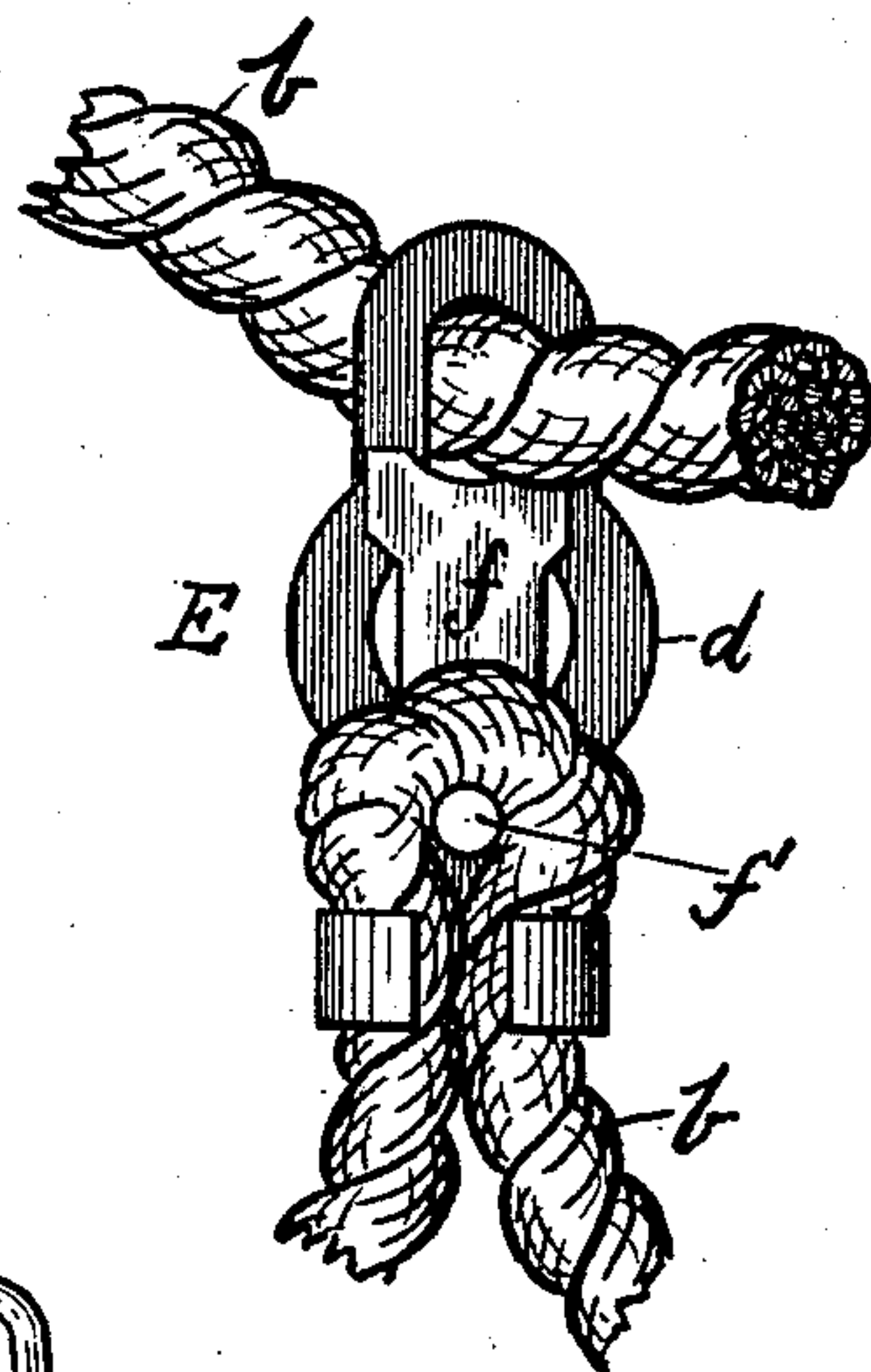


FIG. 2.

Witnesses:  
Jno. B. Halpenny.  
R. J. Morse.

Inventor:  
John Enoch.  
By T. F. Harnum.  
his atty

# UNITED STATES PATENT OFFICE.

JOHN ENOCH, OF CHICAGO, ILLINOIS.

## HALTER.

SPECIFICATION forming part of Letters Patent No. 321,957, dated July 14, 1885.

Application filed February 12, 1885. (No model.)

*To all whom it may concern:*

Be it known that I, JOHN ENOCH, residing at Chicago, in the county of Cook and State of Illinois, have invented certain new and useful  
5 Improvements in Halters, of which the following, in connection with the accompanying drawings, is a specification.

In the drawings, Figure 1 is a perspective view of my halter, the same being shown on a  
10 horse to more clearly illustrate its use and operation. Fig. 2 is a detail showing the buckle or catch. Fig. 3 is a perspective view of the buckle or catch, and Fig. 4 is an edge view of one of the metallic clips or fastenings I use in  
15 making the halter.

My invention relates to halters made of rope, and in which the pieces or parts are connected together with metallic clips; and my object is to provide a halter of simple and inexpensive  
20 construction, and with improved means for adjusting the same, all of which will hereinafter be described.

Like letters of reference indicate like parts.

A is the halter proper, consisting of a nose-piece, B, throat-latch C, which passes up and around behind the ears and forms the crown-piece, and two jaw-pieces, D D', respectively, the jaw-piece D being continuous with the throat-latch and crown-piece, and the jaw-piece D' being continuous with the nose-piece.  
30 A buckle or catch, E, is attached to the upper part of the halter at the junction of one of the jaw-pieces with the throat-latch, as shown, thus making the throat portion of the halter adjustable.  
35

I make the halter A with two pieces of rope, *a* and *b*, forming the nose-piece B and the jaw-piece D' with the piece *a*, and the throat-latch C, crown-piece, and jaw-piece D with the piece  
40 *b*, as shown. I connect the parts together with pieces of U-shaped iron or clips *c c* by laying each contiguous part or piece together in a clip, *c*, and compressing the clip, thereby securing a very effectual fastening. For clips I  
45 prefer to use wrought-iron of the shape in cross-section known as "half-oval," as this iron when made into clips does not present any outward angular edges, and will not scratch the animal wearing the halter.

50 I form the lower end of the throat-latch into a loop, F, by means of one or more of the metallic clips *c*. I make the nose-piece B of a size

somewhat larger than commonly made, and draw the lower part of it through the loop F on the throat-latch. To this extension of the  
55 nose-piece I attach a ring, G, and a tie line or rope, H.

The buckle or catch E that I use in connection with the halter, and forming a part thereof, to make the halter adjustable, consists of  
60 plate *d*, having therein an opening, *e*, and a narrow elongation, *e'*, of the said opening. I attach pivotally to the plate *d*, below its opening *e e'*, a tongue, *f*, having a groove at its outer end. I make this pin or pivot *f'* of the  
65 tongue *f* of a length sufficient to project from the face of the tongue about half an inch, for the purpose I will hereinafter describe. The lower end of the plate *d* is bent and formed into the shape of a clip.  
70

To attach this buckle or catch E to the halter, I bend that part of the rope *b* which forms the jaw-piece D and one side of the throat-latch around the pin *f'*, and pass the rope through the clip on the plate *d*. I then bend or com-  
75 press the points of the clip, thereby securing the rope very firmly in place.

To operate or use this buckle E, the tongue *f* is turned to one side, and one end of the rope *b* is inserted through the opening *e*. The rope  
80 is then pushed up into the narrow opening *e'*, which is narrower than the rope. The tongue *f* is then turned into a vertical position, as shown in Fig. 2, thereby preventing the rope from slipping down, and as the rope is wedged  
85 into the narrow opening this buckle is very effective in holding the rope securely in place.

To use the halter, the part constituting the throat-latch and crown-piece is placed over and around the animal's neck, at the same  
90 time placing the nose-piece around its nose. The throat-latch is then buckled and the nose-piece is tightened by pulling on its extension or the tie-line.

It will be perceived that my halter is simple of  
95 construction, inexpensive, and very effective. A horse in attempting to draw his head out of the halter will tighten it more securely by means of the draft on the nose-piece from the tie-line.  
100

The ring G, though perhaps preferable, is not an absolutely essential feature of my invention, as the tie line or rope may be looped directly into the nose-piece B.



Having thus described my invention, what I claim as new, and desire to secure by Letters Patent, is—

1. A halter made of two pieces of rope, *a* and  
5 *b*, and in which the piece *a* constitutes the nose-piece B and the jaw-piece D', and the piece *b* constitutes the throat-latch, crown-piece, and jaw-piece D, the said pieces *a* and *b* being connected by means of metallic clips and the  
10 throat-latch and nose-piece being looped, substantially as specified, and for the purposes set forth.

2. A halter made of two pieces of rope, and in which are combined the piece *a*, constitut-  
15 ing the nose-piece and one of the jaw-pieces, the piece *b*, constituting the throat-latch, crown-piece, and the other of the jaw-pieces, the nose-piece and throat-latch being looped, the clips *c* *c*, and a buckle or catch for adjusting

the halter, substantially as and for the pur- 20  
poses specified.

3. A halter provided with a buckle or catch consisting of a plate having an opening, *e* *e'*, and a pivoted swinging tongue, substantially  
as and for the purposes specified. 25

4. A halter provided with a buckle or catch consisting of the plate *d*, having therein the opening *e* *e'*, and a pivoted tongue, *f*, attached  
thereon by means of a projecting pin, *f'*, as  
described. 30

In testimony that I claim the foregoing as my own I hereto affix my signature in presence of two witnesses.

JOHN ENOCH.

Witnesses:

F. F. WARNER,  
J. B. HALPENNY.