

(No Model.)

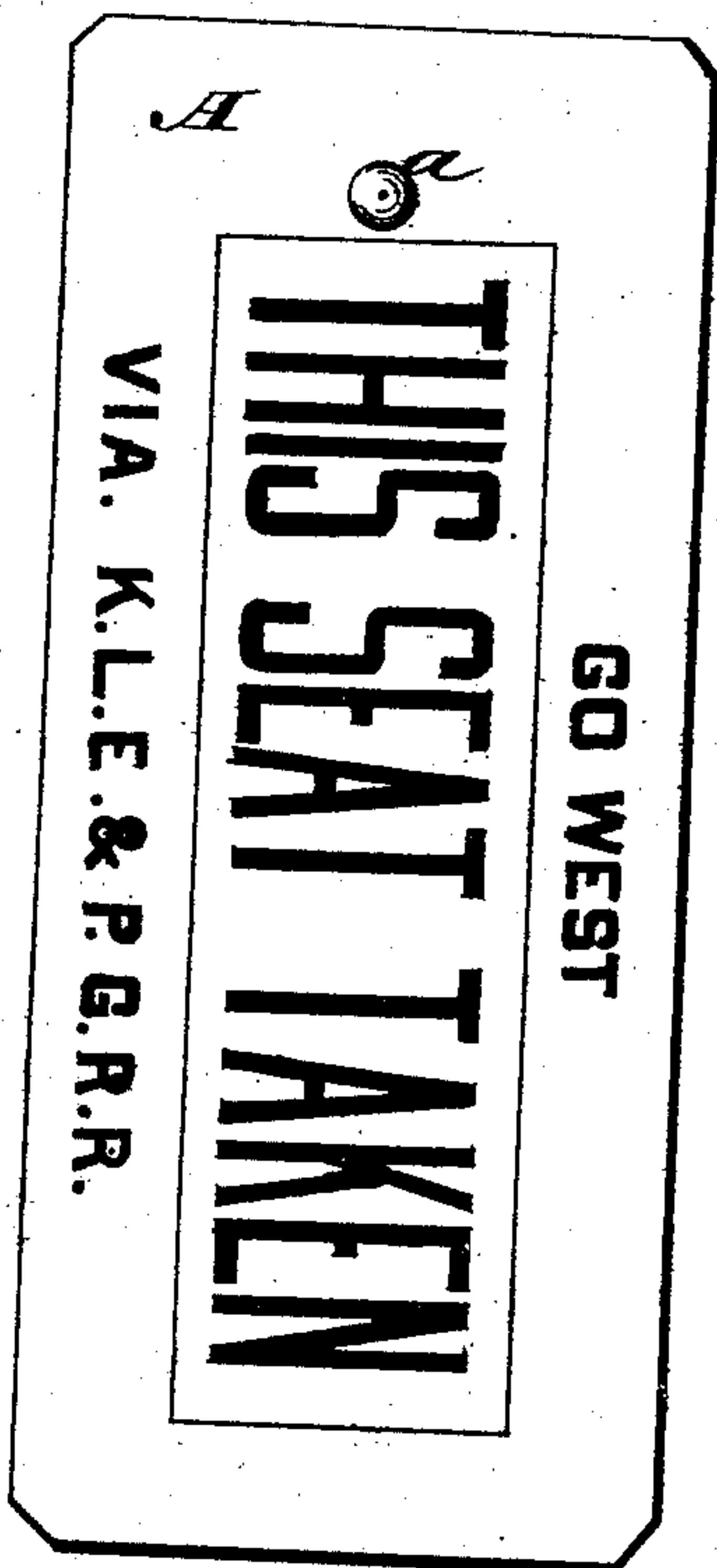
S. M. GUSS.

TAG.

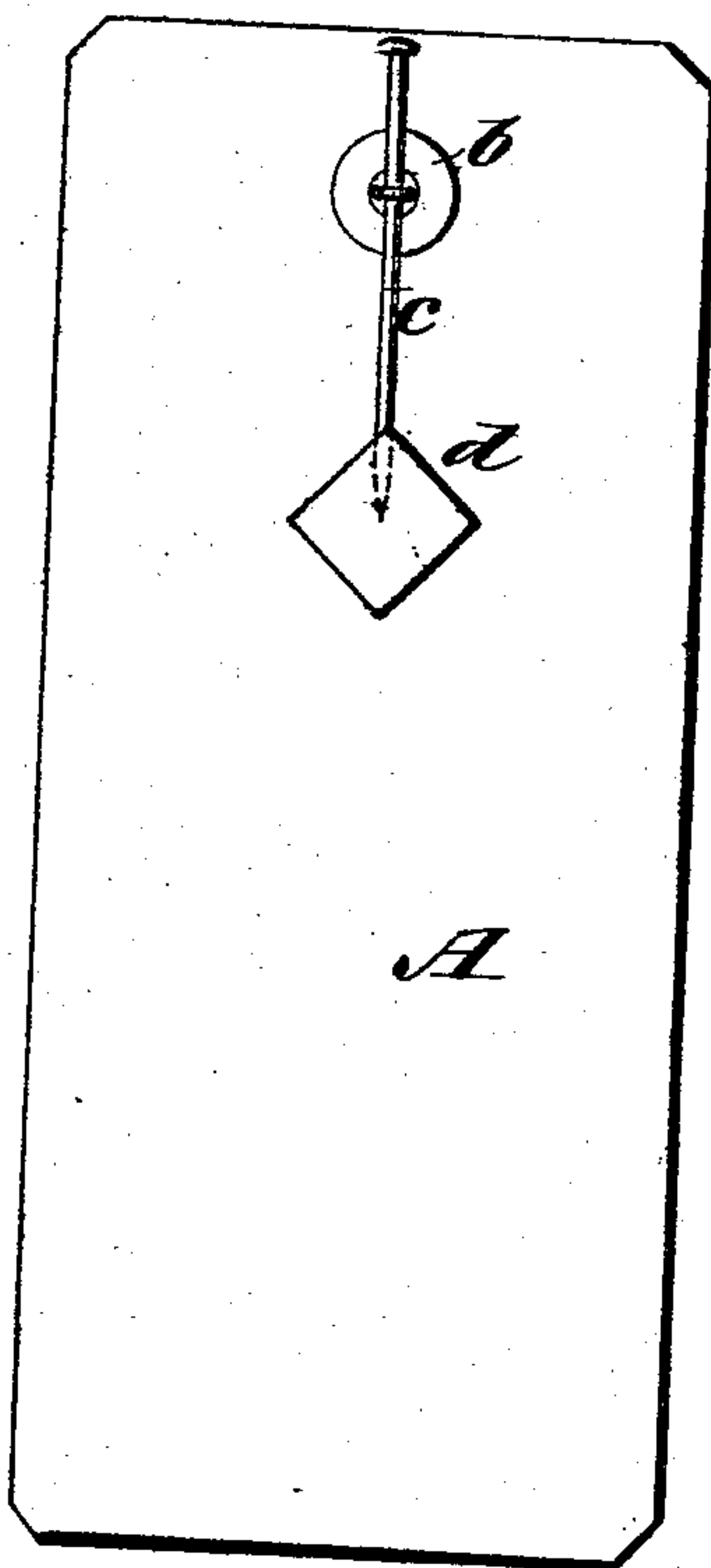
No. 321,895.

Patented July 7, 1885.

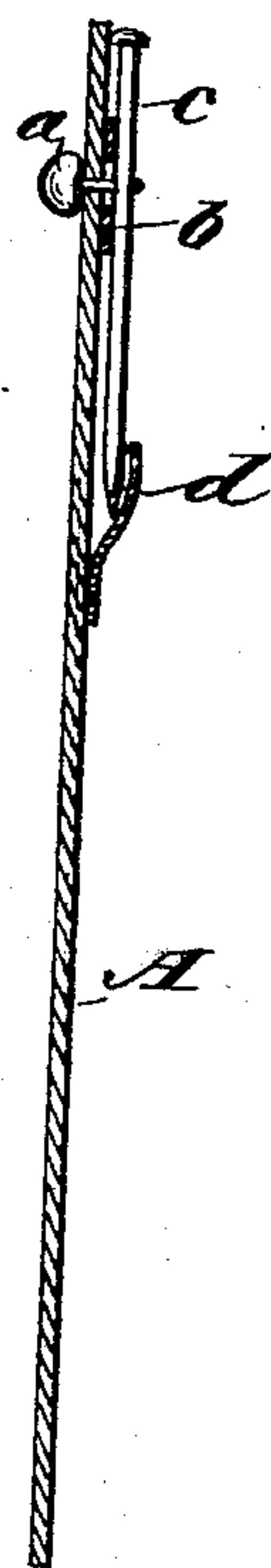
*Fig. 1*



*Fig. 2.*



*Fig. 3.*



WITNESSES:

*C. Mc Ardle.*  
*Ed. Sedgwick*

INVENTOR:

*S. M. Guss*  
BY *Munn & Co*  
ATTORNEYS.

# UNITED STATES PATENT OFFICE.

SAMUEL M. GUSS, OF READING, PENNSYLVANIA.

## TAG.

SPECIFICATION forming part of Letters Patent No. 321,895, dated July 7, 1885.

Application filed September 8, 1884. (No model.)

*To all whom it may concern:*

Be it known that I, SAMUEL M. GUSS, of Reading, in the county of Berks and State of Pennsylvania, have invented a new and Improved Tag or Label, of which the following is a full, clear, and exact description.

My invention consists in a tag or label provided with a fastening device of novel construction and arrangement, as hereinafter described and claimed.

Reference is to be had to the accompanying drawings, forming part of this specification, in which similar letters of reference indicate corresponding parts in all the figures.

Figure 1 is a face view of a tag or label provided with my improved fastening. Fig. 2 is a back view of the same. Fig. 3 is a section of the tag.

The tag or label A may be of any suitable size, and formed of any suitable material, according to the purpose for which it is to be used. It is also to be printed with words, characters, or signs, according to its use, and with matter for the purposes of advertisement.

At *a* is a button whose eye or shank projects through a slot in the tag and receives an apertured disk or washer, *b*, and a pin, *c*. The pin *c* is soldered to the disk or washer, and also to the eye of the button, so that the pin is held rigidly, with its sharpened end projecting downward from the end of the tag. At *d*, on the back of the tag or label, is a shield consisting of a piece of paper or simi-

lar material, attached to the tag, with one end or portion left loose, so as to lap over the pointed end of the pin *c*. The object of this is to allow of the tag being carried in the pocket, and also handled without risk of injury by the point of the pin.

It is evident that by means of the pin-fastening this tag or label can readily be attached to goods for showing prices, &c. When printed with the words "This seat taken," as shown, it is specially adapted for use in railway-cars for attachment to the seats or cushions, so that travelers can readily mark their seats when they have occasion to temporarily vacate them.

It is to be observed that the pin can be attached to the fabric or material in the same manner as a common pin is ordinarily used, thus preventing its displacement, and this can be done without injury to the fabric.

Having thus fully described my invention, I claim as new, and desire to secure by Letters Patent, is—

As an improved article of manufacture, the tag or label A, provided with the pin *c*, secured thereto by the button *a*, having its eye passed through the label, and a washer, *b*, and with the guard *d* for the point of the pin, as set forth.

SAMUEL M. GUSS.

Witnesses:

H. A. ZIEBER,

GEO. A. WARNER.