

(No Model.)

O. SCHLEMMER.

HEAD PROTECTOR.

No. 321,644.

Patented July 7, 1885.



Fig. 1.

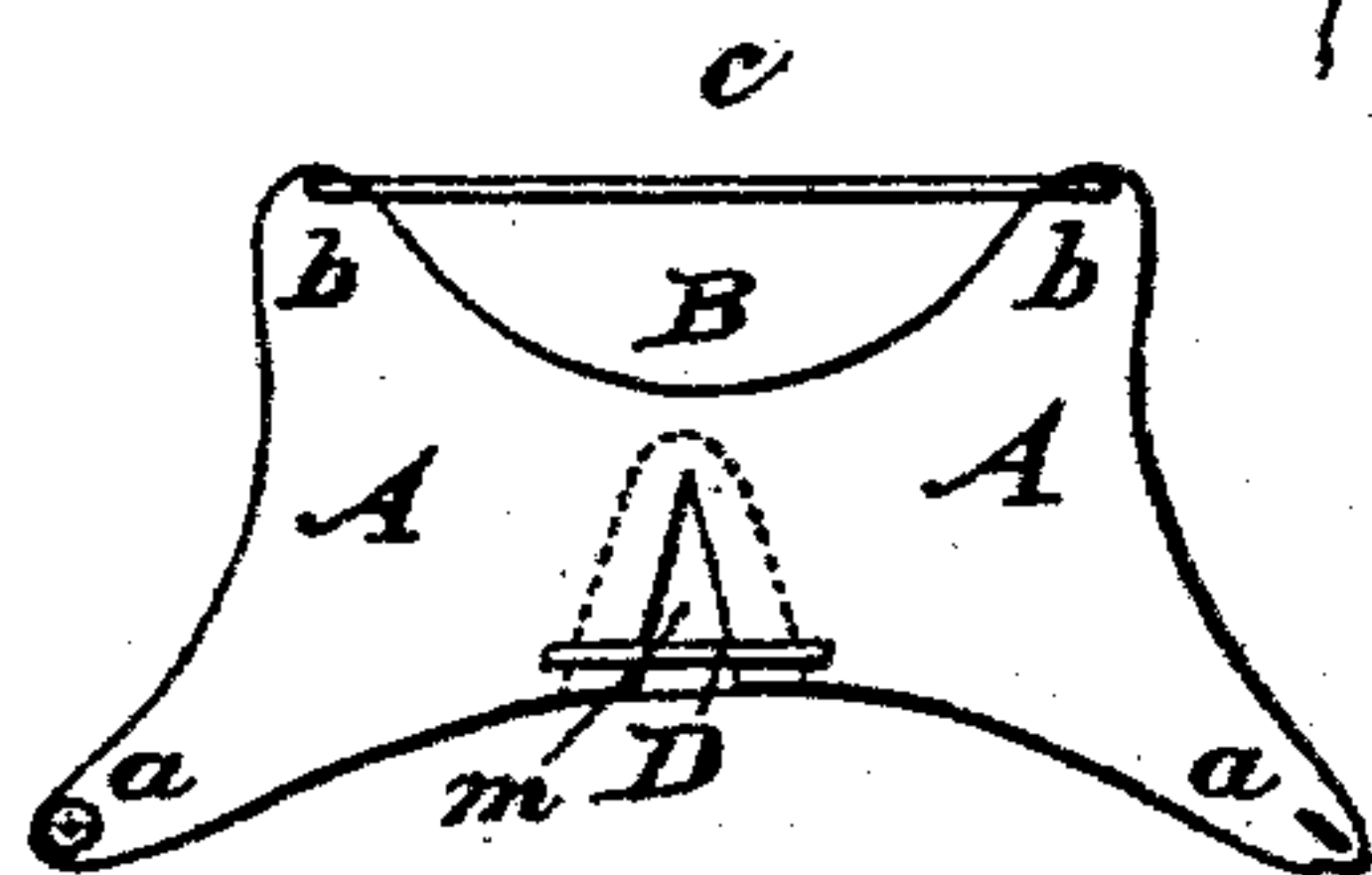


Fig. 3.

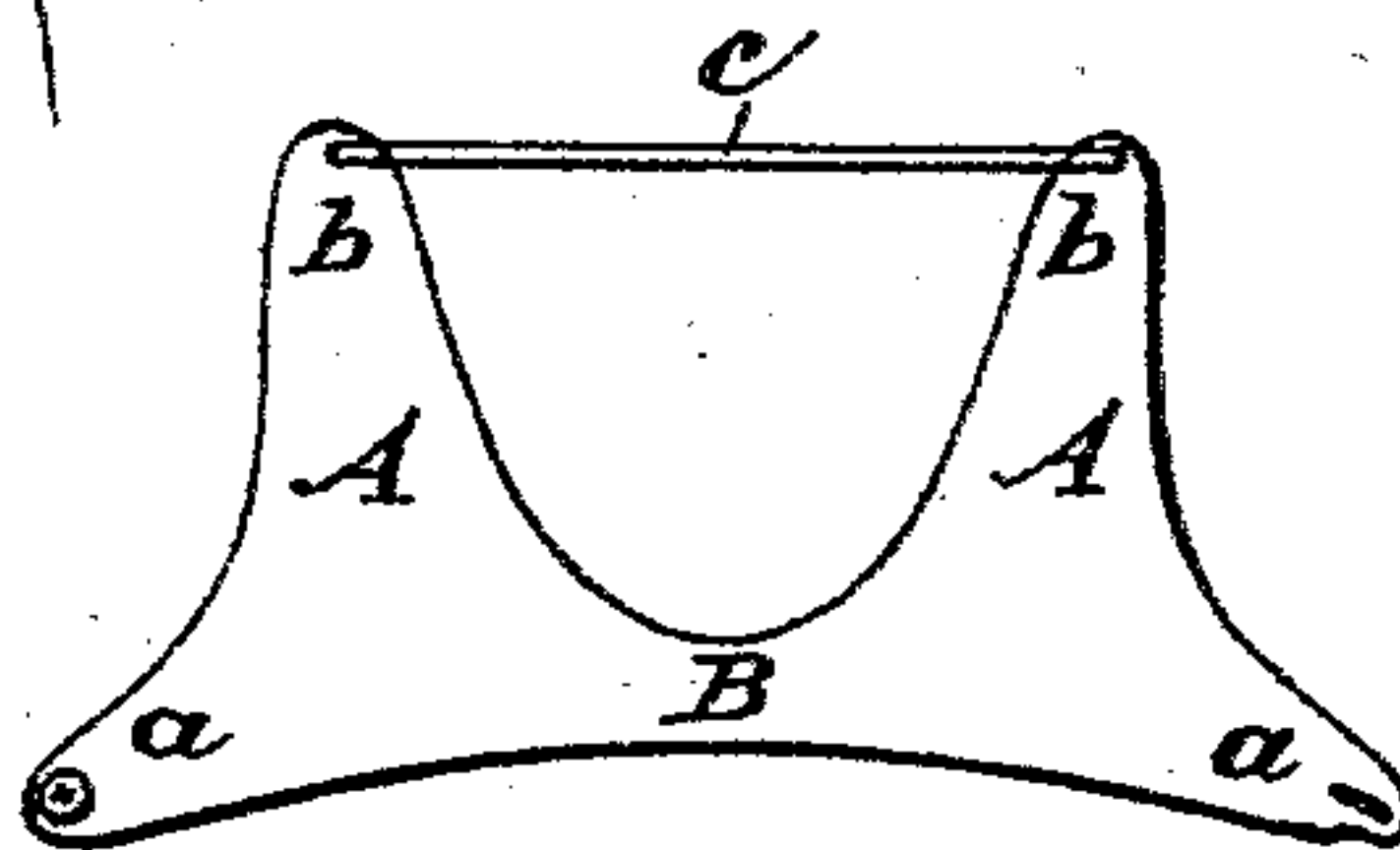


Fig. 4.

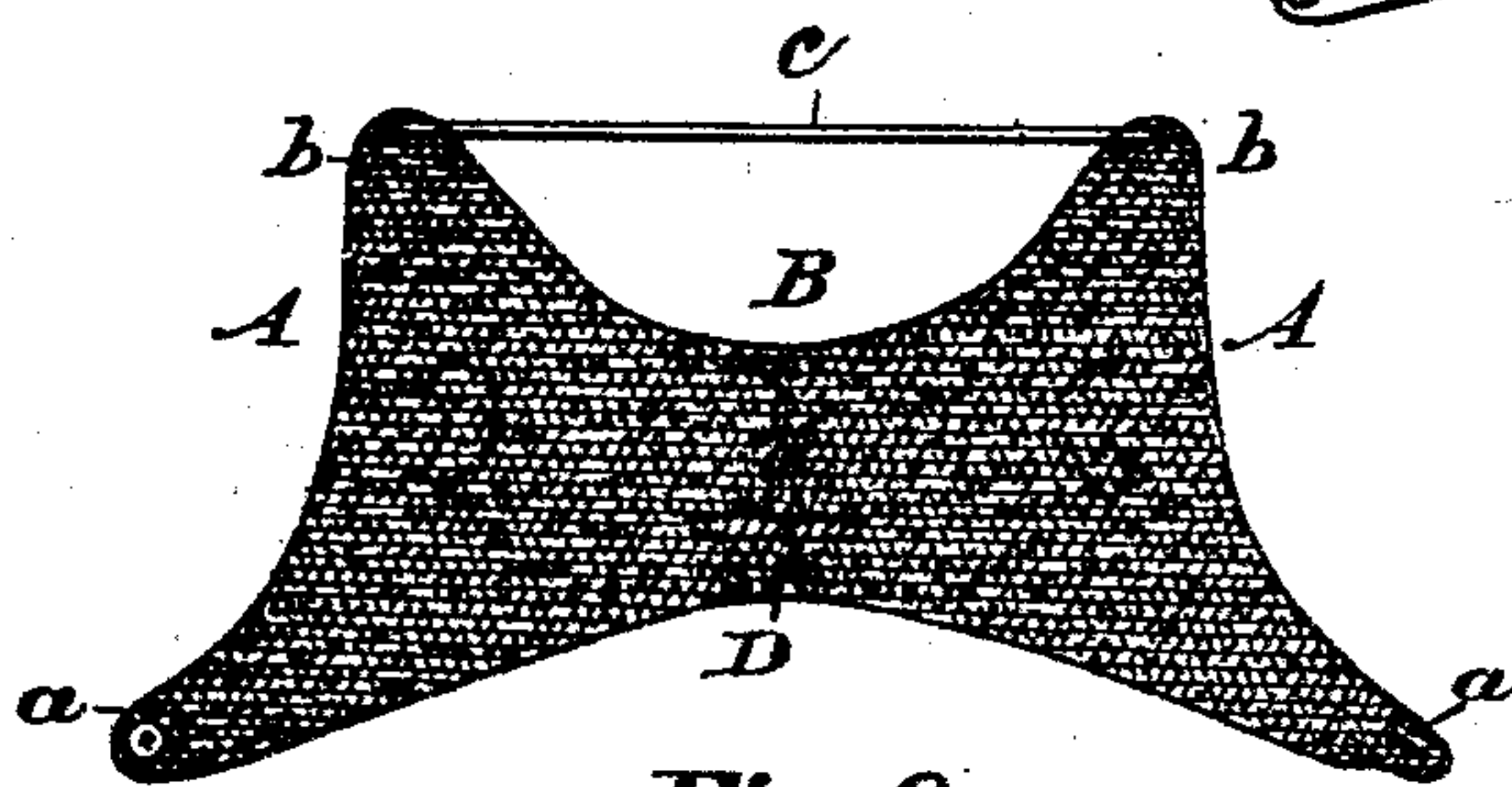


Fig. 2.

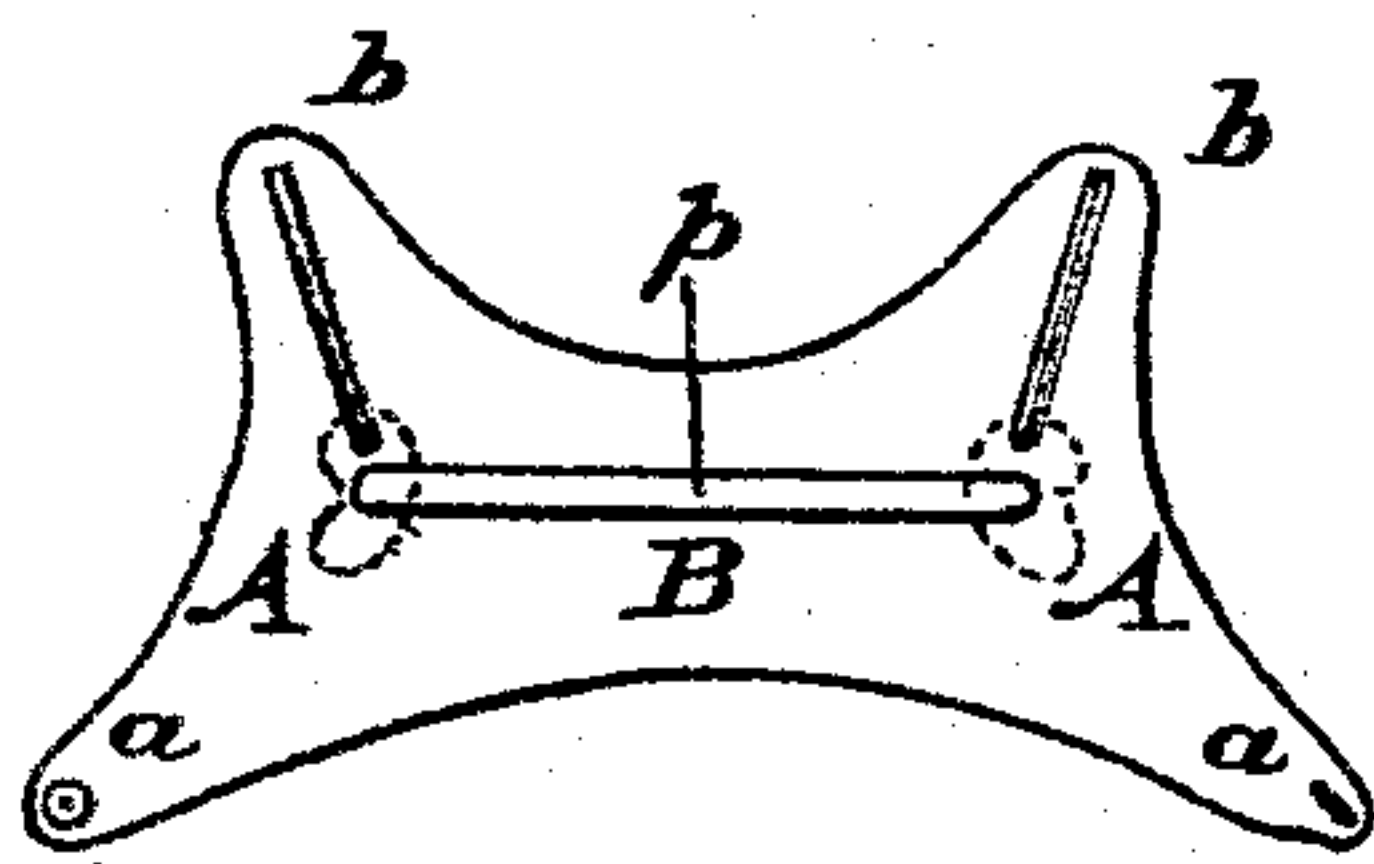


Fig. 5.

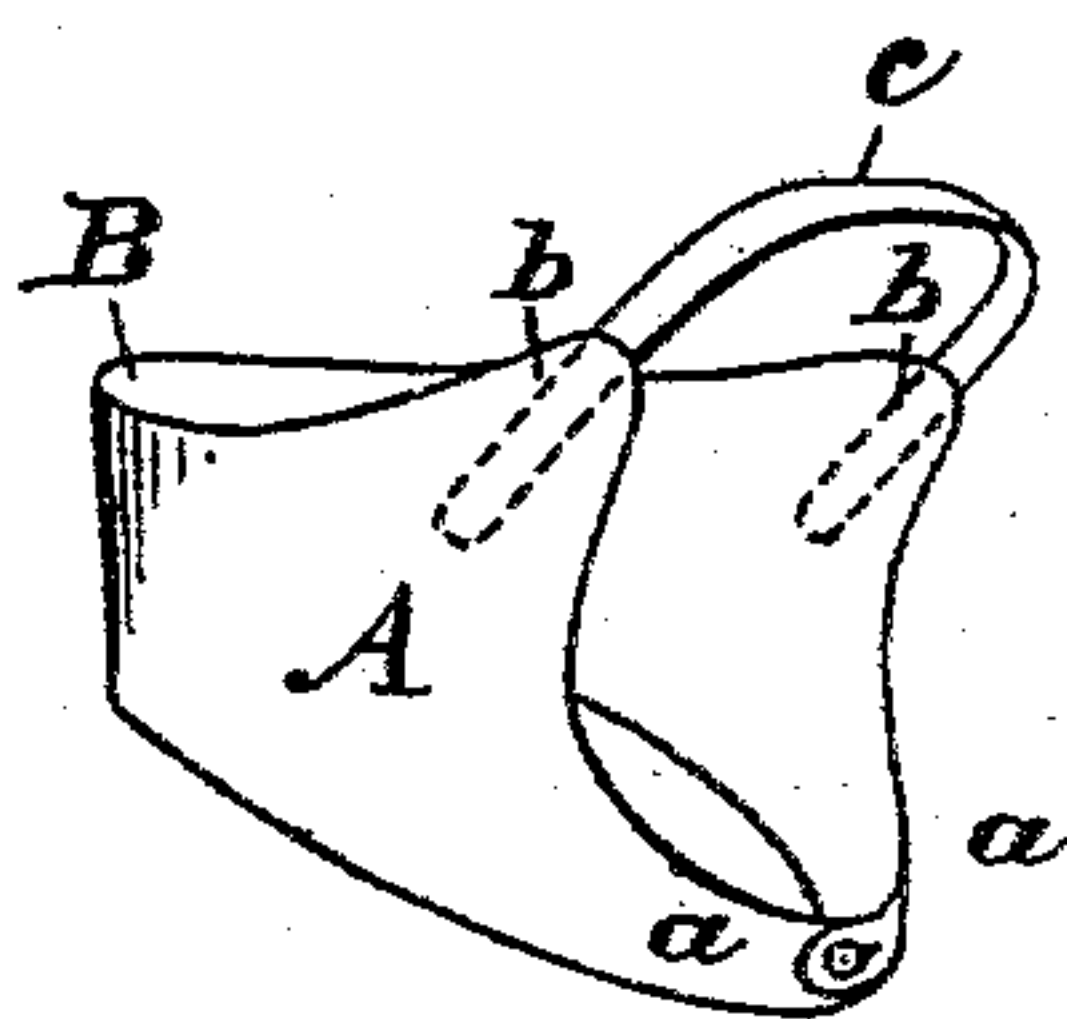


Fig. 6.

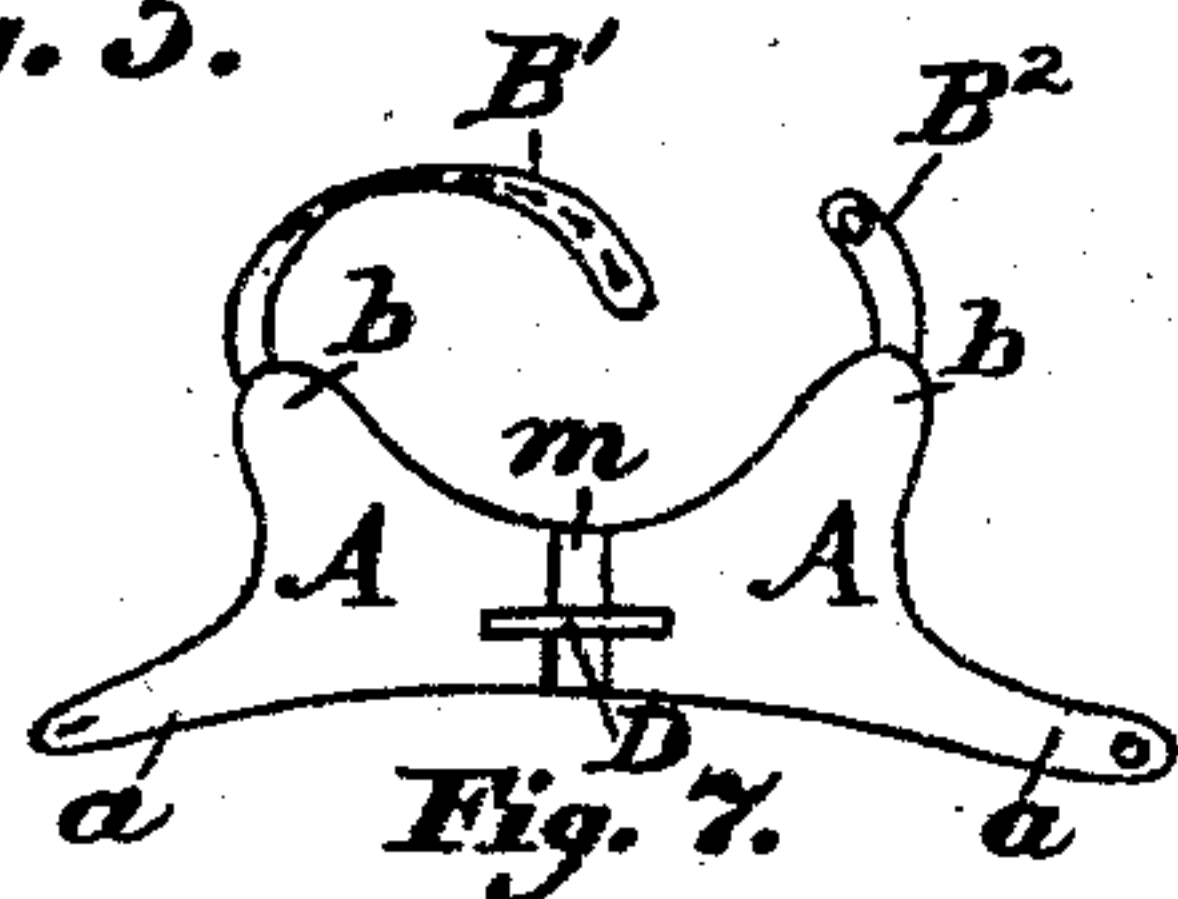


Fig. 7.



Fig. 8.

WITNESSES:

O. M. Hill  
J. W. Strehli

INVENTOR

Oliver Schlemmer.  
per Wm. Hubbell Fisher  
ATTORNEY



# UNITED STATES PATENT OFFICE

OLIVER SCHLEMMER, OF CINCINNATI, OHIO.

## HEAD-PROTECTOR.

SPECIFICATION forming part of Letters Patent No. 321,644, dated July 7, 1885.

Application filed March 5, 1885. (No model.)

*To all whom it may concern:*

Be it known that I, OLIVER SCHLEMMER, a resident of Cincinnati, in the county of Hamilton and State of Ohio, have invented certain new and useful Improvements in Head-Pro-  
5 tectors, (Wraps,) of which the following is a specification.

My invention is a new article of wearing-apparel intended to protect certain parts of  
10 the head, and also the ears and neck, from cold. The typical shapes of the article and its application are well represented in the accompanying drawings.

The several features of my invention, and  
15 the advantages resulting from their use, conjointly or otherwise, will be apparent from the following description.

Figure 1 shows in perspective a human bust and a preferred form of my invention applied  
20 to the head and neck, and illustrating how the head, ears, and neck are covered thereby. Fig. 2 is an inside view of one of my protectors when it is stretched out flat. Fig. 3 shows a modification of the method of fitting the  
25 article at the back of the neck. Fig. 4 shows the changes in shape necessary to adapt the article to ladies' use. Figs. 5, 6, and 8 (diminished scale) show modifications of the means for holding the protector to the head.

30 Fig. 7 (diminished scale) shows a mode of rendering the head-band adjustable for the better enabling the protector to be adjusted to heads of different sizes.

The general shape of the article is that of  
35 two irregularly triangular pieces, A A, continuous with the connecting piece or band B. The two halves are symmetrical. The lower corners, *a*, are preferably prolonged somewhat beyond the general triangular contour,  
40 so that they may overlap under the chin. The upper corners, *b b*, are connected together by the elastic band C.

In cases where it is desired to make the protector adjustable to heads of different diame-  
45 ters and necks of varying thicknesses, thus enabling one size of protector to fit heads and necks of various sizes, an elastic cord, D, is set in the piece B in such manner as to shirr the goods in this part.

50 Instead of shirring the goods here a V-shaped piece may be cut out, as shown at *m*

in Fig. 3, or a section cut out as shown at *m* in Fig. 7, in which case the fitting will be made by the elastic cord D drawing the edges of the opening.

For ladies' use the part B is preferably  
55 made much narrower than for men's use. This change is illustrated in Fig. 4.

In use the article is wrapped about the head so that the part B lies at the back of the  
60 neck, the triangular pieces A lie over the ears, corners *a* overlap under the chin, and are there held by a button or hook or other appropriate fastening device, and the band C, stretching over the top of the head, draws the cor-  
65 ners *b* up and keeps the front edge snug and firm against the ear and face.

Any fabric or fabrics may be used in the manufacture, preferably wool or silk, and it is desirable to have a soft lining or padding.  
70

I sometimes put wire loops in the pieces A to fit over the ears, and steel springs extending upwardly from these loops into the corners *b* to keep the latter in place, as shown in  
75 Fig. 5, and to dispense with the band C. When desired, pieces, as *d*, may extend upwardly, as in Fig. 8, from the corners and fitted over the sides of the head, be covered by the hat, and thereby be held firmly in position.  
80

Another mode of making the band B adjustable in length to suit the different sizes of heads is to form the band in two pieces, B' B<sup>2</sup>, (see Fig. 7,) and provide one piece with a button and the other piece with a series of button-  
85 holes, in any one of which the button can be placed, according as the band needs to be shortened or lengthened.

Instead of a spring or attachment, as C, a spring may be placed combined with the protector, as shown at *p*, Fig. 5, and hold the portions A and B closely against the head of the  
90 wearer.

What I claim as new and of my invention, and desire to secure by Letters Patent, is—  
95

1. The garment consisting of the triangular parts A A and connecting-piece B, and having projecting corners *b b*, the upper portion of said garment being cut away at the rear, so as not to interfere with the hair, substantially  
100 as and for the purposes described.

2. The garment consisting of the triangular

parts A A and connecting-piece B, and rubber D on the connecting-piece, substantially as and for the purposes described.

3. The garment consisting of the triangular  
5 parts A A and connecting-piece B, the garment at rear being cut away at top, and the corners *a a* shaped, substantially as described, to button on the throat beneath the chin, substantially as and for the purposes specified.  
10 4. The garment made in one single piece,

consisting of the triangular parts A A, connecting-piece B, having projecting corners *a a* and *b b*, and having the shirring-cord D and the connecting-cord C, substantially as and for the purposes described.

OLIVER SCHLEMMER.

Witnesses:

O. M. HILL,

JNO. W. STREHL.