

(No Model.)

W. R. SHABER

SOFA BED.

No. 321,540.

Patented July 7, 1885.

Fig. 1.




Fig. 2.

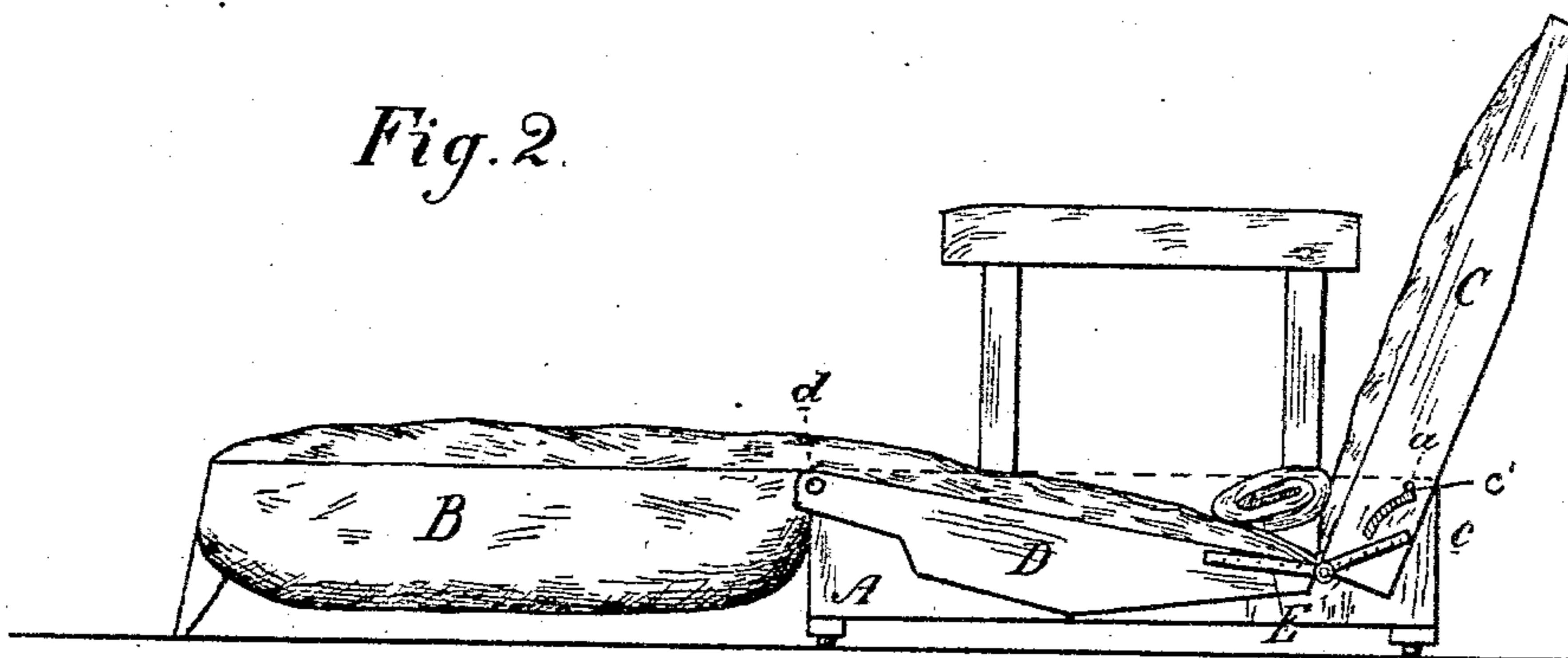
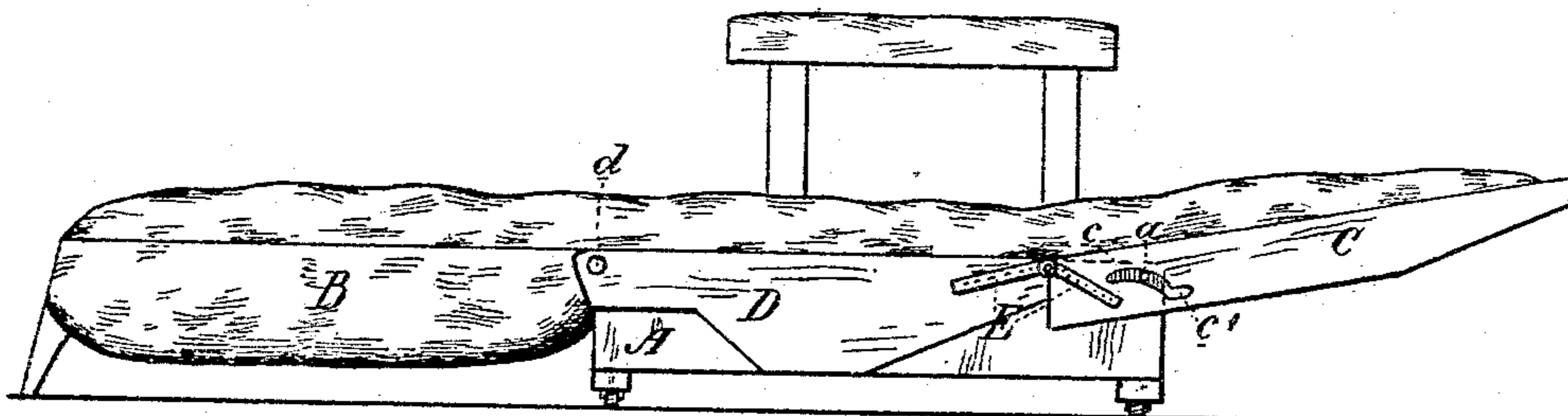


Fig. 3.



Witnesses,
Geo. H. Strong.
J. H. Nourse

Inventor,
Wm. R. Shaber
By
Dewey & Co.
Attorneys

UNITED STATES PATENT OFFICE.

WILLIAM R. SHABER, OF SAN FRANCISCO, CALIFORNIA.

SOFA-BED.

SPECIFICATION forming part of Letters Patent No. 321,540, dated July 7, 1885.

Application filed August 15, 1884. (No model.)

To all whom it may concern:

Be it known that I, WILLIAM R. SHABER, of the city and county of San Francisco and State of California, have invented an Improvement in Sofa-Beds; and I hereby declare the following to be a full, clear, and exact description thereof.

My invention relates to a new and useful sofa-bed of that class in which a hinged seat and folding back unite with a central section to form the length of the bed; and my invention consists in a peculiar pivoted central section and the connection between it and the back, whereby, when the latter is dropped, the central section is raised to the level of the extended seat and back, and when the back is raised it is dropped on its pivots below the level, whereby a chamber or receptacle the whole length of the sofa is formed for the bed-clothes.

The object of my invention is to provide in a simple and effective manner a suitable place for storing the bed-clothes, and at the same time to make a sofa-bed of attractive appearance and easy operation.

Referring to the accompanying drawings, Figure 1 is a perspective view of my sofa-bed, a portion of the end being broken away to show the compartment or chamber for the bed-clothes. Fig. 2 is an elevation of same, the seat being extended. Fig. 3 is an elevation of same, showing seat and back extended to form the complete bed.

A is the main frame mounted on suitable casters, and B is the seat. This is hinged at its rear edge to the top of the forward edge of the main frame, whereby it is adapted to be folded over upon the main frame in its capacity as a seat, as shown in Fig. 1, or extended outwardly in its capacity as a portion of the bed, as in Figs. 2, 3. This seat is provided on one side with a suitable upholstered cushion, as shown in Fig. 1, and upon the other side with a suitable mattress-surface to form the bed, as shown in Fig. 2.

C is the back. The ends of the back extend downwardly within the ends of the main frame, and are pivoted or hinged to said ends by means of elongated slots *c* playing upon pins *a*.

D is the central section of the bed, suitably provided with springs and a mattress-surface.

The ends of this frame lie within the ends of the main frame, and are pivoted thereto by means of pins *d* at their forward sides. The rear ends of this frame are hinged to the bottom of the ends of the back by means of the straps E. These straps unite these two parts at the top of their meeting edges, thus allowing the back to fold upward, but limiting its movement after it has reached a horizontal position, whereby it is held in that position by reason of its ends abutting against the rear ends of the central section, Fig. 3. The effect of this connection between the back and the central section is such that when the back is turned downward, moving upon its own movable pivots *a*, it raises the central section until, when the back has reached an approximately horizontal position, the central section is raised to a level with the top of the main frame A, and consequently with the top of the seat B when extended.

When the back is raised, the central section is dropped by reason of the movement of the back, whereby a chamber or receptacle is formed between the top of the seat when folded, as shown in Fig. 1, in which receptacle the bed-clothes may be placed, and where they are out of the way.

In order to hold the back in a vertical position, the upper ends of the slots *c* are provided with extensions *c'* at an angle, so that when the back is raised it drops upon the pins *a*, which fit into these extensions and prevent the back from being lowered except by raising it, when its operation can be effected in the manner described.

Having thus described my invention, what I claim as new, and desire to secure by Letters Patent, is—

1. In a sofa-bed, the combination, with a folding seat and a folding back, of a pivoted central section or frame, the strap-hinges E between said section and back, and elongated slots *c* and pins *a*, whereby, when the back is raised, the frame is dropped below the bottom of the folded seat to form a receptacle for the bed-clothes, substantially as herein described.

2. In a sofa-bed, the main frame A, and the back C, pivoted or hinged thereto, in combination with the central section or frame, D, pivoted within the main frame, strap-hinges E

between the back and the central section, and the elongated slots *c* and pins *a*, whereby, when the back is raised, the central section is dropped below the level of the top of the main frame, and when the back is dropped the central section is raised to the level of the top of the main frame, substantially as herein described.

3. In a sofa-bed, the main frame A, and the seat B and back C, both hinged to said frame, in combination with the central section or frame, D, pivoted at its forward side to the ends of the main frame near their top front, strap-hinges E between the back of the central section D and bottom of the folding back, whereby said section is dropped below the folded seat by the back, and elongated slots *c* and pins *a* when raised, and raised to the level of the extended seat when said back is dropped, substantially as and for the purpose herein described.

4. In a sofa-bed, the main frame and the back attached to said frame by a sliding connection, in combination with the central section or frame pivoted to the main frame at its upper and front end and hinged to the back, substantially as herein described.

5. In a sofa-bed, the main frame A, in combination with the back C and central section or frame, D, pivoted or hinged thereto, the piv-

ots *d* at the front of the central section, the elongated slots *c* in the bottom of the ends of the back playing on pins *a* in the ends of the main frame, and the strap-hinge E, substantially as herein described.

6. In a sofa-bed, the main frame A, and central section or frame, D, pivoted thereto, as described, in combination with the back C, hinged to the back of the central section, and the slots *c* in the ends of the back playing on pins *a* in the ends of the main frame, and having the angled extensions *c'*, whereby said back is held in position when raised, substantially as herein described.

7. A sofa-bed consisting of the main frame A, having pins *a* in its ends, the back C, having slots *c* playing on said pins, the central section, D, pivoted to the main frame and hinged to the back, and the seat B, hinged to the front of the main frame and adapted to cover the central section when folded, and expose it when opened, substantially as herein described.

In witness whereof I have hereunto set my hand.

WILLIAM R. SHABER.

Witnesses:

LEE D. CRAIG,
C. D. COLE.