

(No Model.)

V. BELL.
DRAWERS.

No. 319,175.

Patented June 2, 1885.

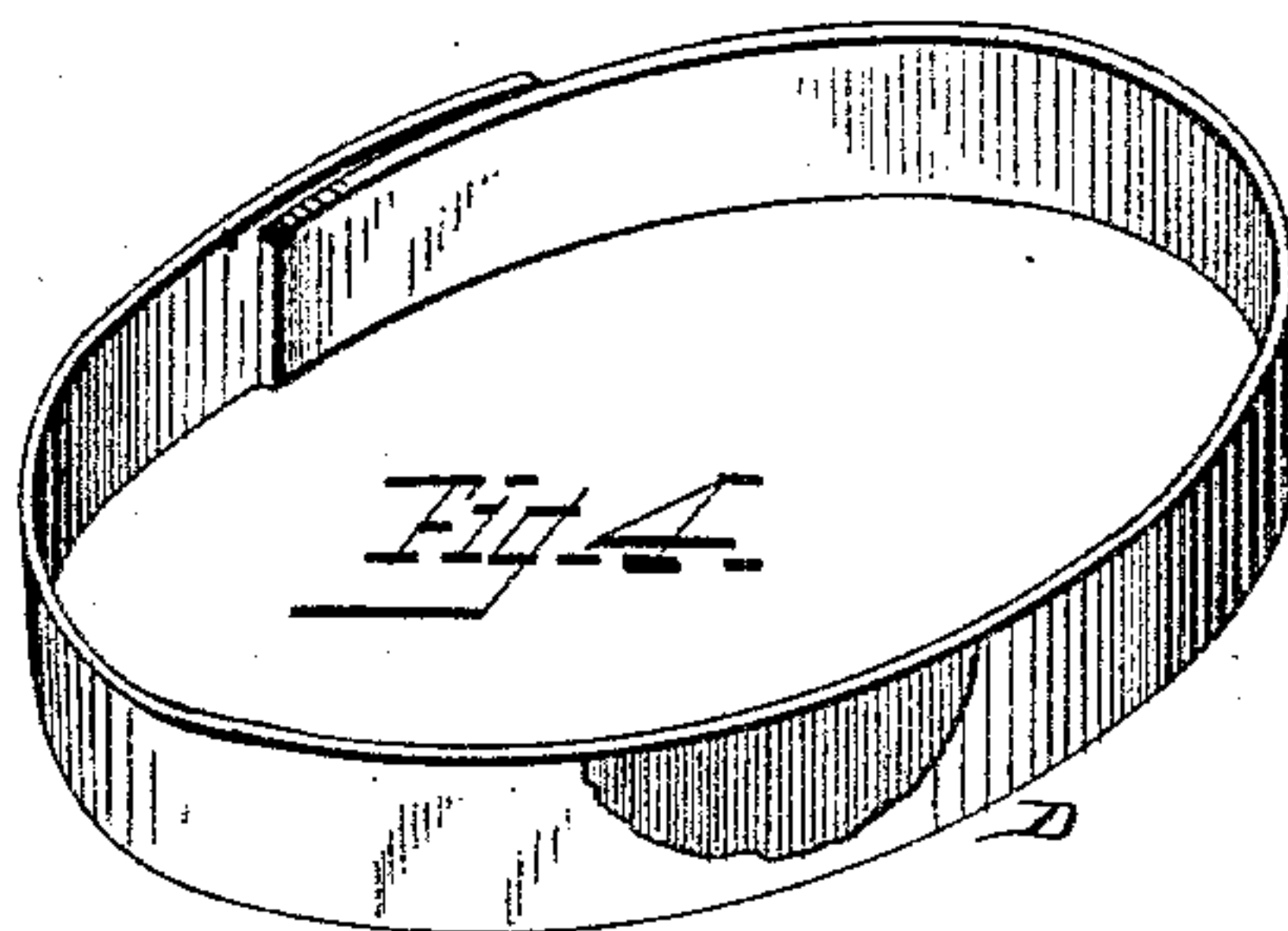
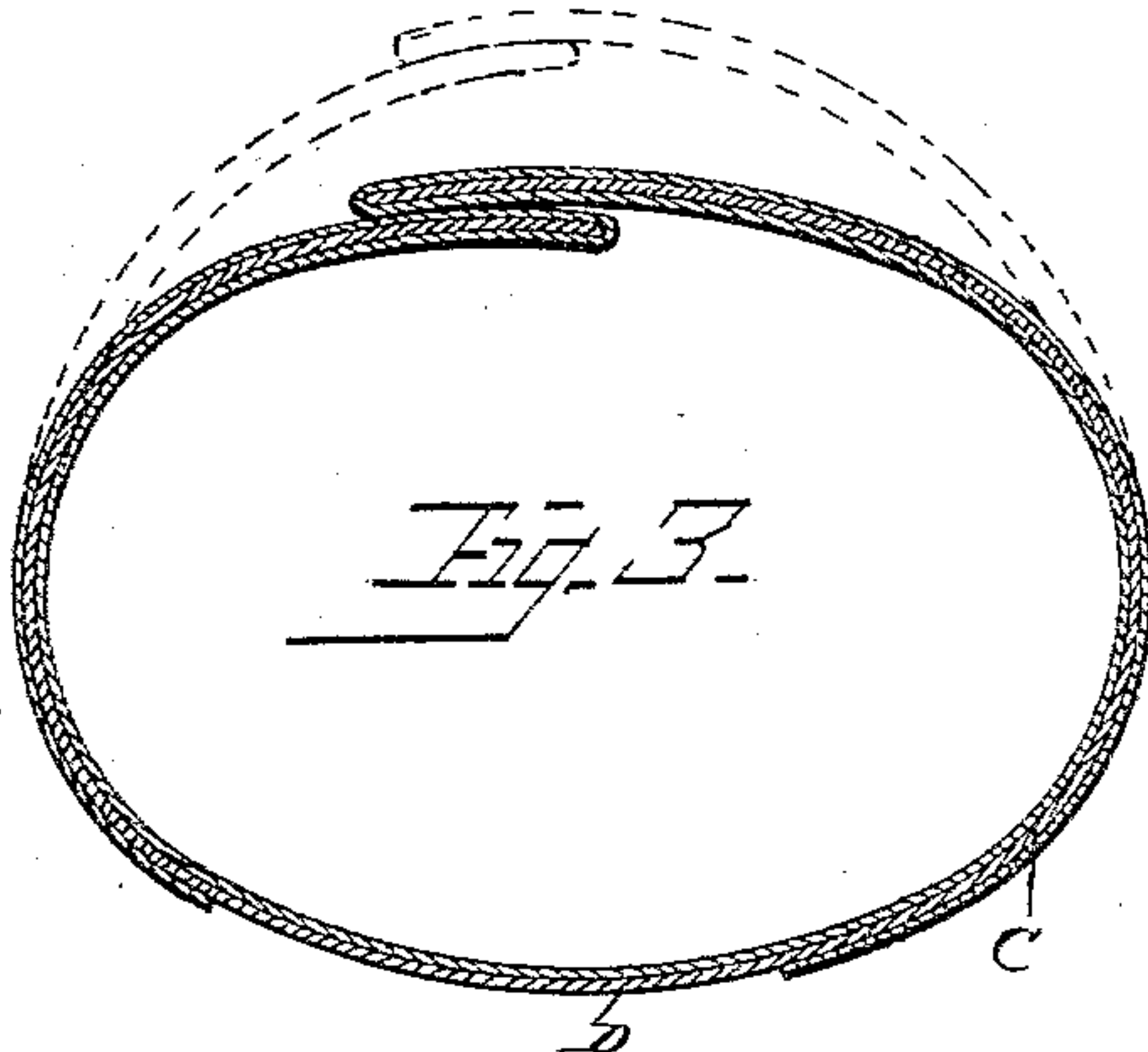
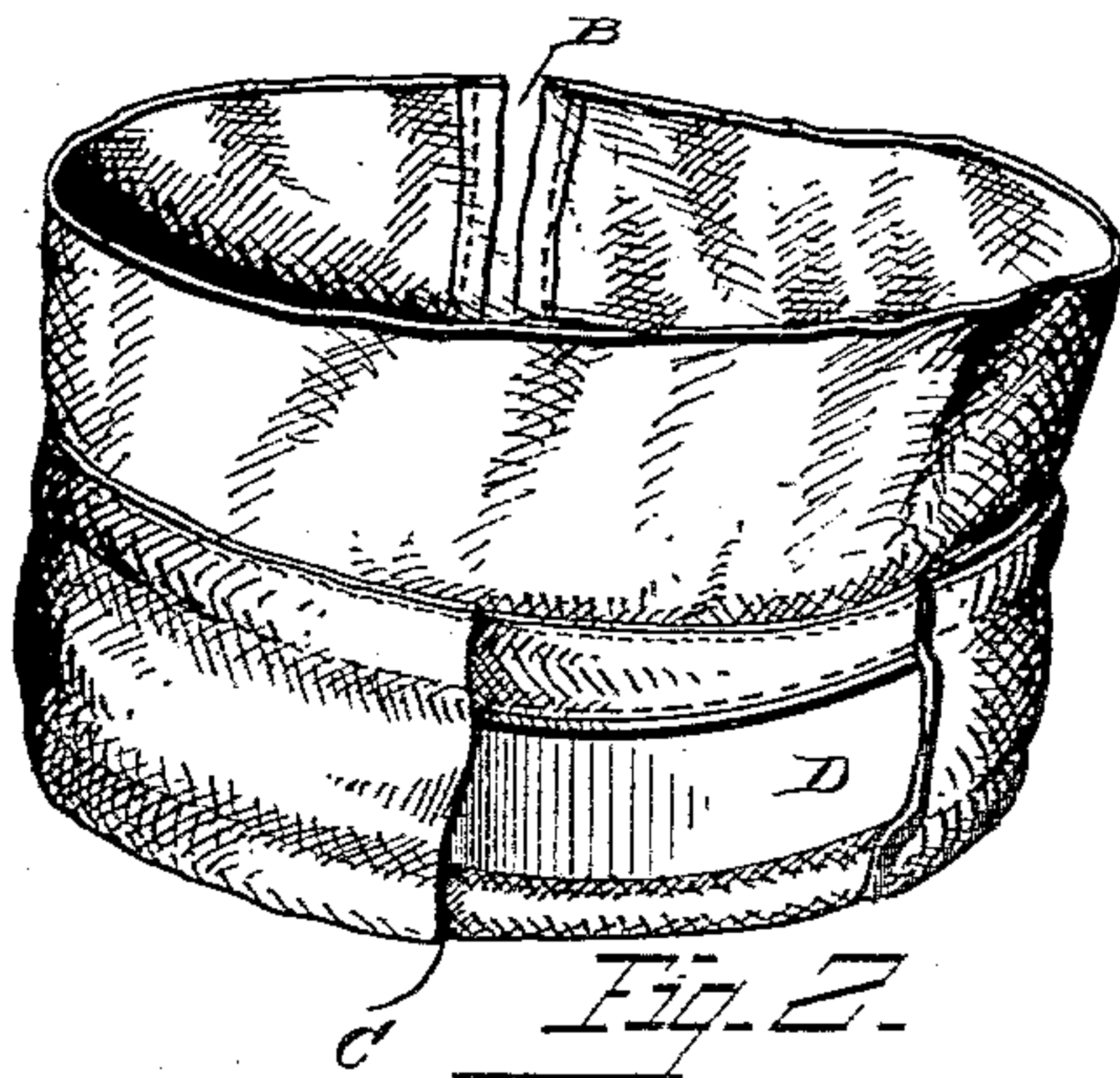
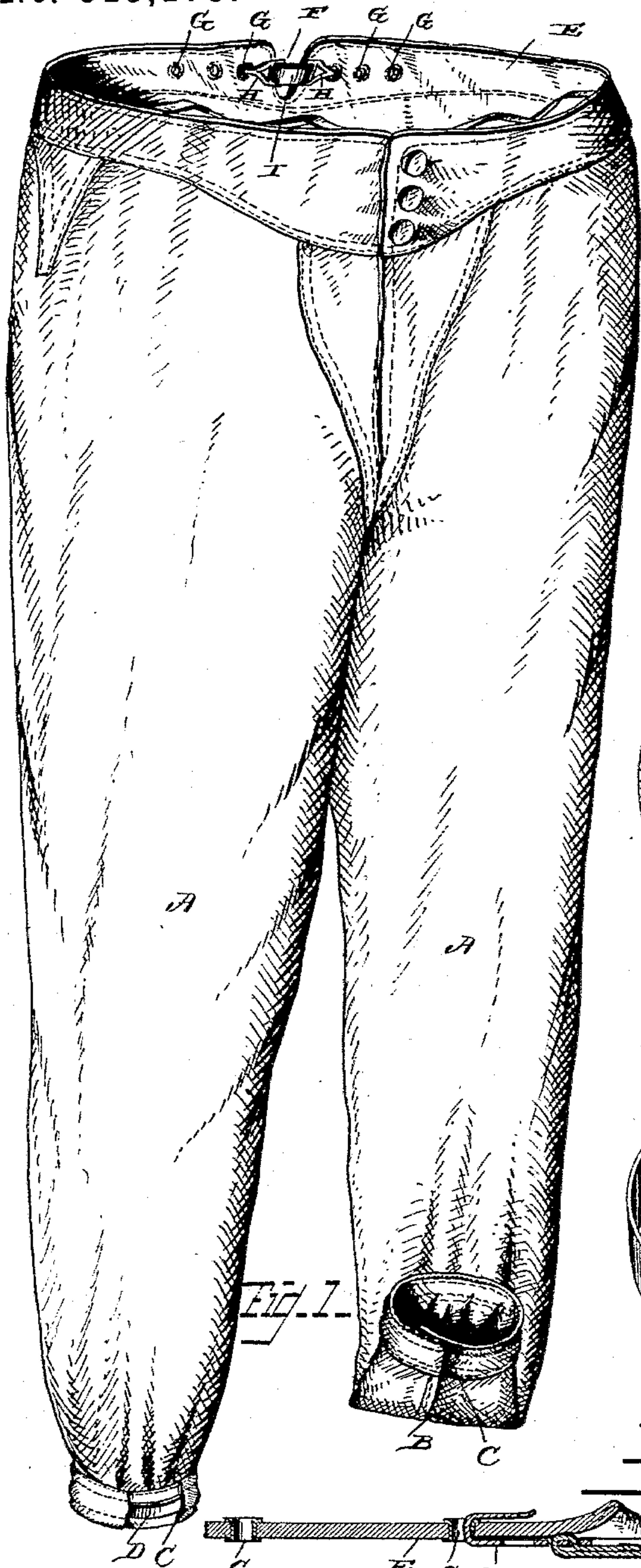
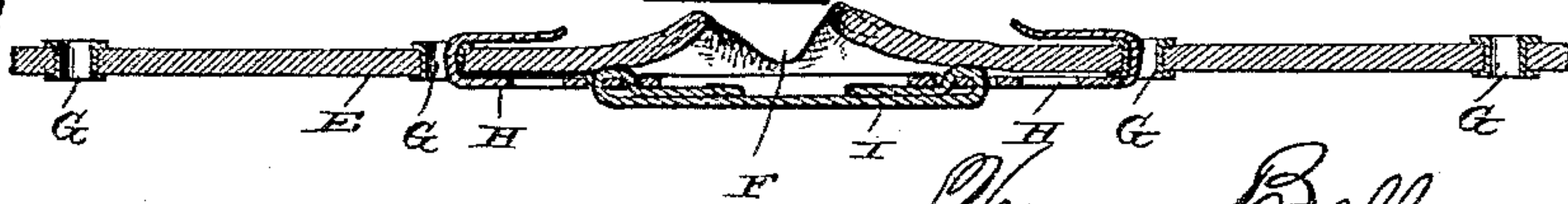


Fig. 5.



WITNESSES
F. L. Ourand
E. G. Siggers.

Vernon Bell
INVENTOR
by C. A. Snow & Co
Attorneys

UNITED STATES PATENT OFFICE.

VERNON BELL, OF NEW YORK, N. Y.

DRAWERS.

SPECIFICATION forming part of Letters Patent No. 319,175, dated June 2, 1885.

Application filed September 27, 1883. (No model.)

To all whom it may concern:

Be it known that I, VERNON BELL, a subject of the Kingdom of Great Britain, residing at New York, in the county of New York and State of New York, have invented a new and useful Improvement in Drawers, of which the following is a specification, reference being had to the accompanying drawings.

This invention relates to drawers and like garments; and its object is to provide a garment of this class possessing superior advantages in point of simplicity, inexpensiveness, durability, and general efficiency, whereby the garment can be readily adjusted and will retain its position.

In the drawings, Figure 1 is a perspective view of a pair of drawers embodying my improvements. Fig. 2 is a detail perspective view of the lower end of one of the leg portions of the garment. Fig. 3 is a transverse sectional view taken through the spring at the end of the leg portion. Fig. 4 is a detail perspective view of the spring. Fig. 5 is a sectional view taken through the waistband-adjuster.

Referring to the drawings, A A designate the legs of the garment, which are provided with the usual slit, B, at their lower edge, and have a socket or pocket, C, formed in this edge and extending around the same, as shown.

D is a flat curved spring that has about a circular normal contour and is seated in the corresponding pocket, C, when, after the garment is adjusted on the wearer, the elasticity of the spring causes the end of the leg portion A to automatically adjust itself to the size of the ankle or leg of the wearer and to automatically retain its position in relation thereto.

To permit the convenient removal of the spring when it is desired to laundry the garment, the pocket C is left open a portion of its length about midway between the ends of the slitted lower edge, and by means of the portion of the spring exposed at this point it can be readily removed from or seated in its pocket.

The waistband E of the garment is also provided with the usual slit, F, at each side of which are arranged a series of eyelets, G, which are engaged by hooks H H at each end of an elastic, I, that is adjustable on said hooks to regulate its tension. By altering the engagement of the hooks and eyelets the waistband is easily adjusted.

The operation and advantages of my invention will be readily understood. It is very simple and convenient, and is automatic in its adjustment to the wearer.

I claim as my invention—

As an improvement in drawers, the combination, with the leg portion having a pocket formed around the lower end and terminating or closed at each side of the slit B, of an elliptical spring arranged within the pocket, the ends of the spring on each side of the slit overlapping each other and serving to automatically adjust or accommodate itself to the size of the wearer's legs, as set forth.

In testimony that I claim the foregoing as my own I have hereto affixed my signature in presence of two witnesses.

VERNON BELL.

Witnesses:

L. D. MINOR,
CHAS. T. LUNT.