

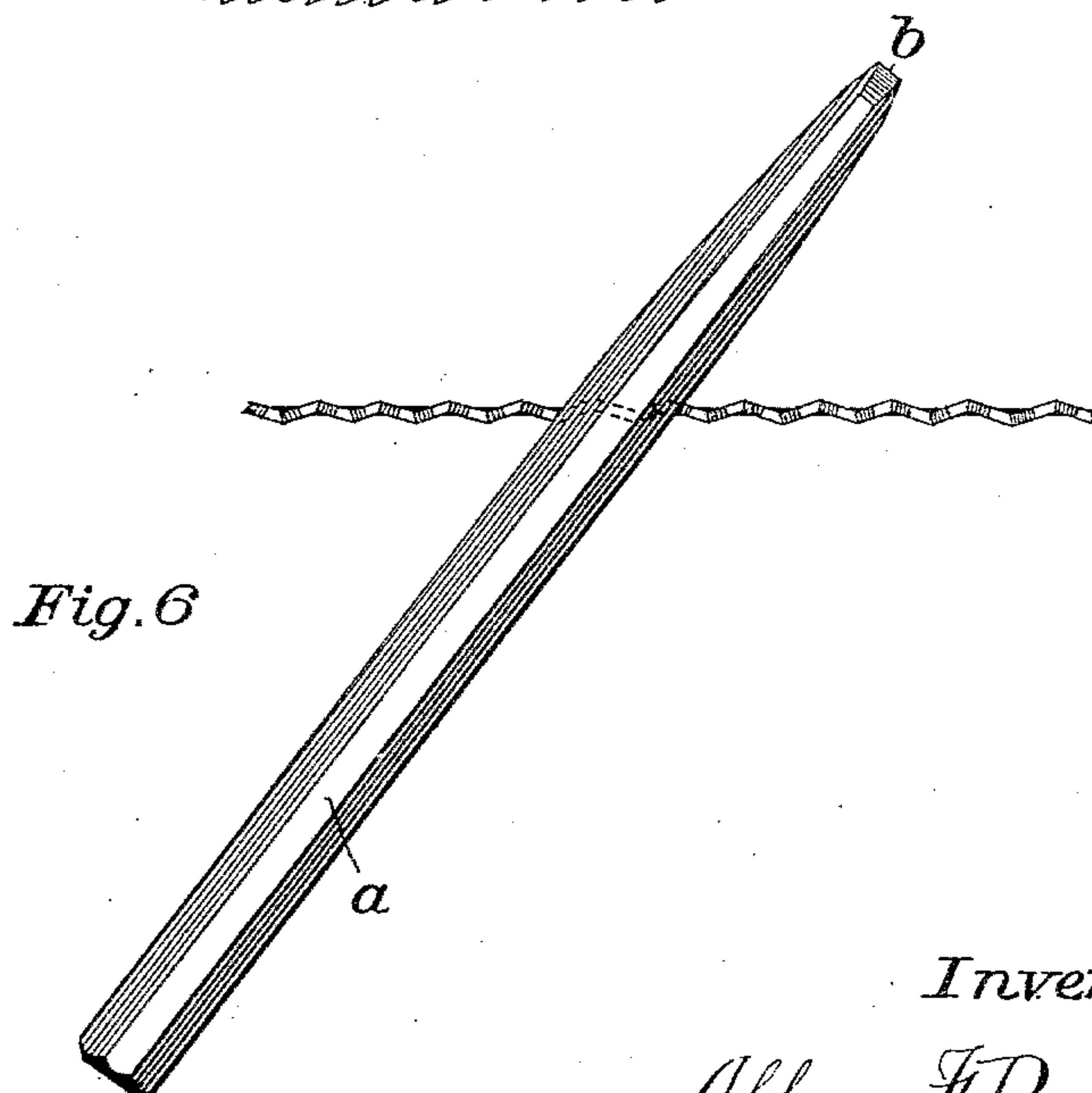
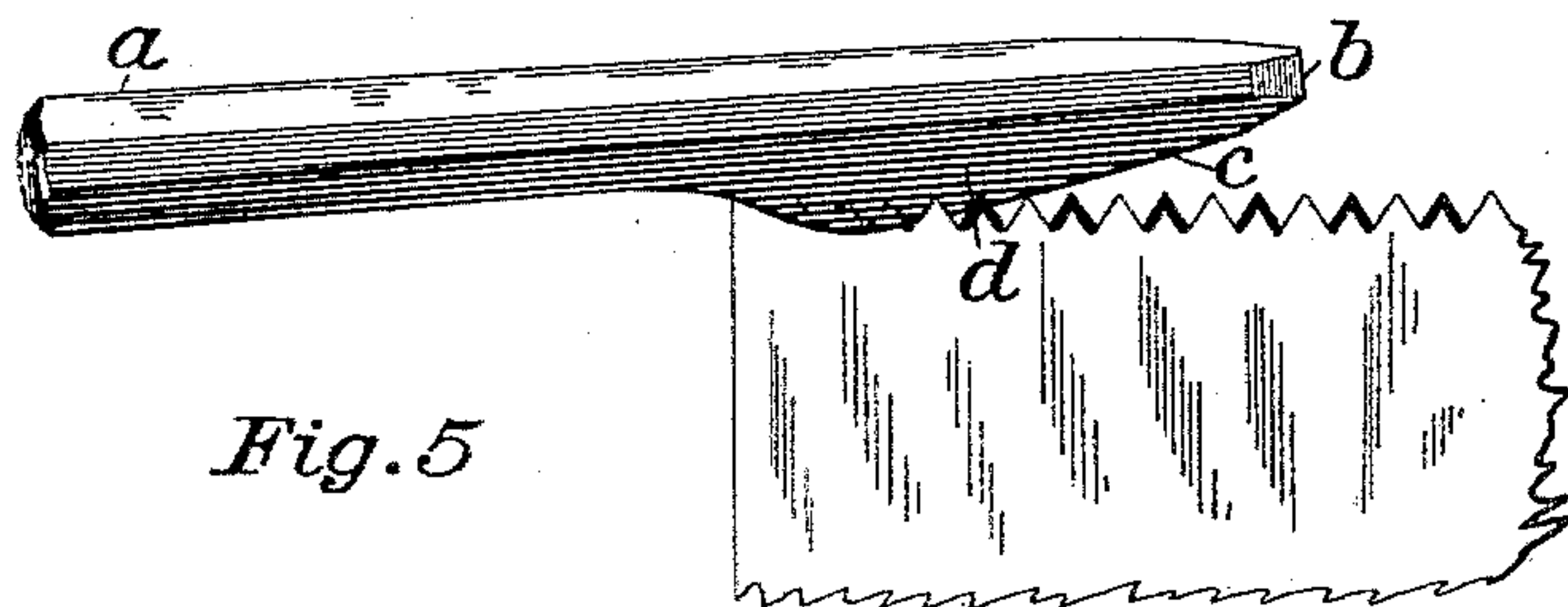

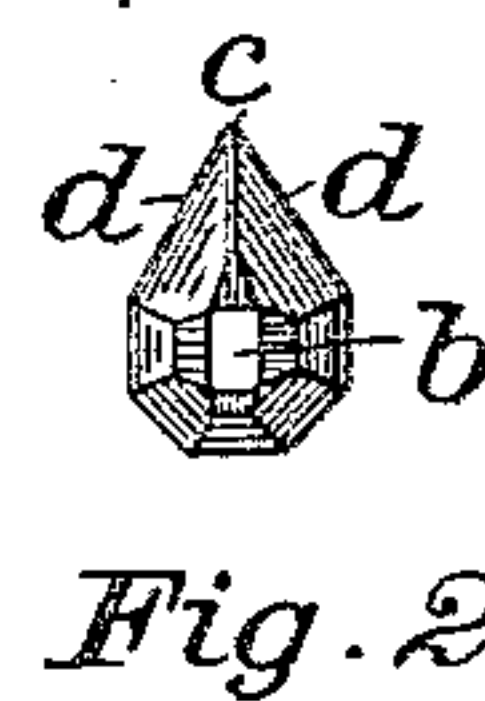
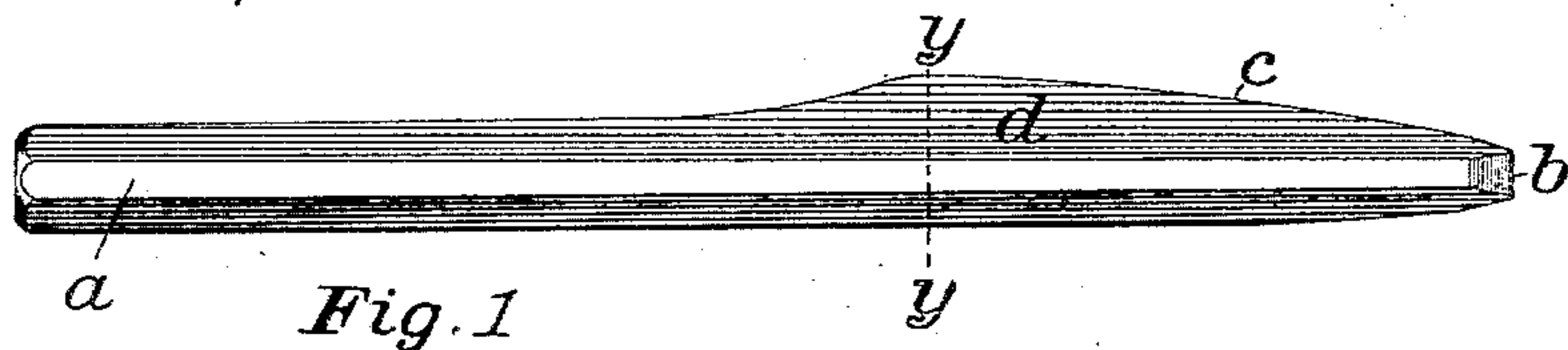
(No Model.)

A. F. PEELMAN.

COMBINED SAW SET AND NAIL PUNCH.

No. 319,019.

Patented June 2, 1885.



Witnesses;

J. D. Clark
Henry J. Frank

Inventor

Albano F. Peelman
per Wm Zimmerman
Attorney.

UNITED STATES PATENT OFFICE.

ALBANO F. PEELMAN, OF KENSINGTON, ILLINOIS.

COMBINED SAW-SET AND NAIL-PUNCH.

SPECIFICATION forming part of Letters Patent No. 319,019, dated June 2, 1885.

Application filed April 16, 1885. (No model.)

To all whom it may concern:

Be it known that I, ALBANO F. PEELMAN, a citizen of the United States, residing at Kensington, in the county of Cook and State of Illinois, have invented certain new and useful Improvements in Saw-Sets and Nail-Punches, which are fully set forth in the following specification, reference being had to the accompanying drawings, forming a part hereof, and in which—

Figure 1 is a longitudinal side view of the saw-set. Fig. 2 is an end view of the point of the same. Fig. 3 is a longitudinal view of the saw-set on the edge *c*. Fig. 4 is a cross-section on the line *y y* of Fig. 1. Fig. 5 shows the set applied to a saw, in side elevation. Fig. 6 shows the same in plan view.

Like letters refer to like parts.

The object of my invention is to produce a saw-set which will not dull the points of the teeth in setting, and which will do the work more expeditiously, and at the same time form a nail set or punch.

In the drawings, *a* is the saw-set, formed of a piece of steel properly tempered, and provided for about one-half of its length with a fish-bellied edge, *c*, so as to form sides *d d*.

At the point *b* the instrument is formed into an oblong parallelogram, pointing, preferably, in the same direction as the edge *c* with its longest sides. The upper end and remaining sides of the instrument are formed into the usual flat-sided octagonal form, thus giving the fish-bellied end one less number of sides. The instrument so formed will, when of suffi-

cient size, set the largest and smallest saw-teeth.

To use this set, clamp the saw in a vise and lay the fish-bellied end between two teeth at such an angle to the saw as to cause the sides *d d* to press against the saw-teeth, and so that the edge *c* does not touch the saw, hold it firmly in this position, and strike a sufficient blow upon the back of the set with a hammer. This will drive both teeth outward, and thus set two teeth at once, and without springing the saw or dulling the points of the teeth. Coarse or fine tooth saws may thus be set with the same instrument.

By means of the sides *d d*, as the punch is held in the hand, the longitudinal direction of the point *b* may always be known, no matter how it points relative to the sides *d d*, but the direction of which must always be known to set or punch a nail into nice wood-work. The longitudinal direction of the point *b* is thus indicated to the touch.

What I claim is—

1. A saw-set, as herein described, consisting of a bar, *a*, having on one side a fish-bellied edge, *c*, and sides *d d*, substantially as specified.

2. The combined saw and nail set formed of a bar, *a*, having point *b* and fish-bellied edge *c*, with flat sides *d d*, substantially as specified.

ALBANO F. PEELMAN.

Witnesses:

WM. ZIMMERMAN,
HENRY J. FRANK.