
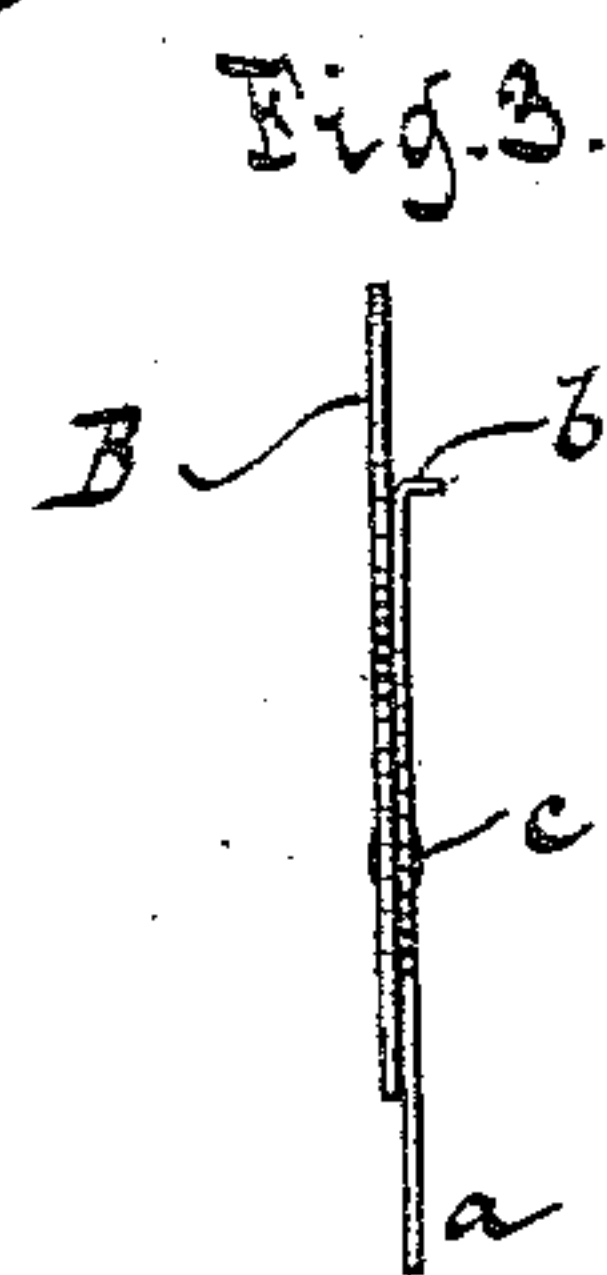
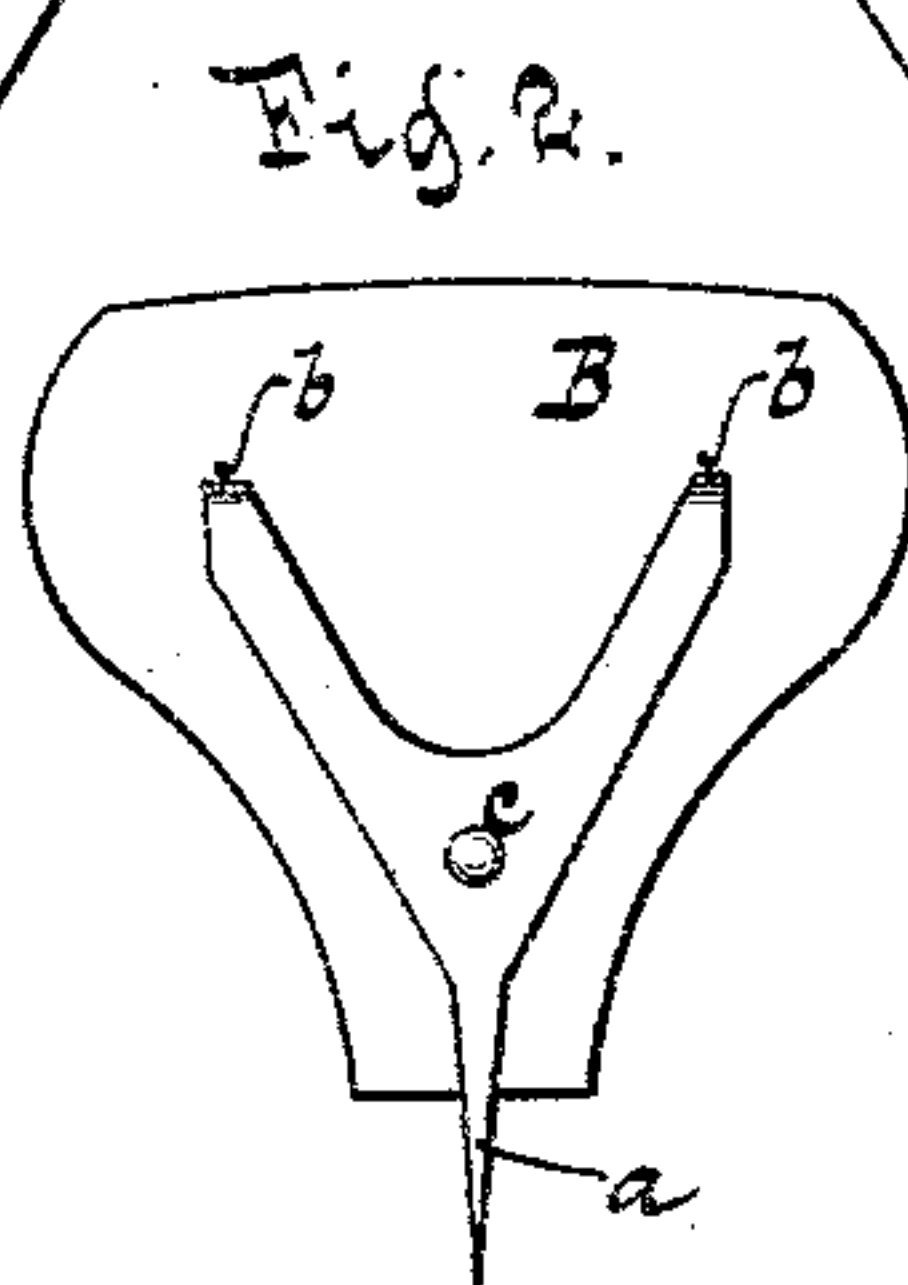
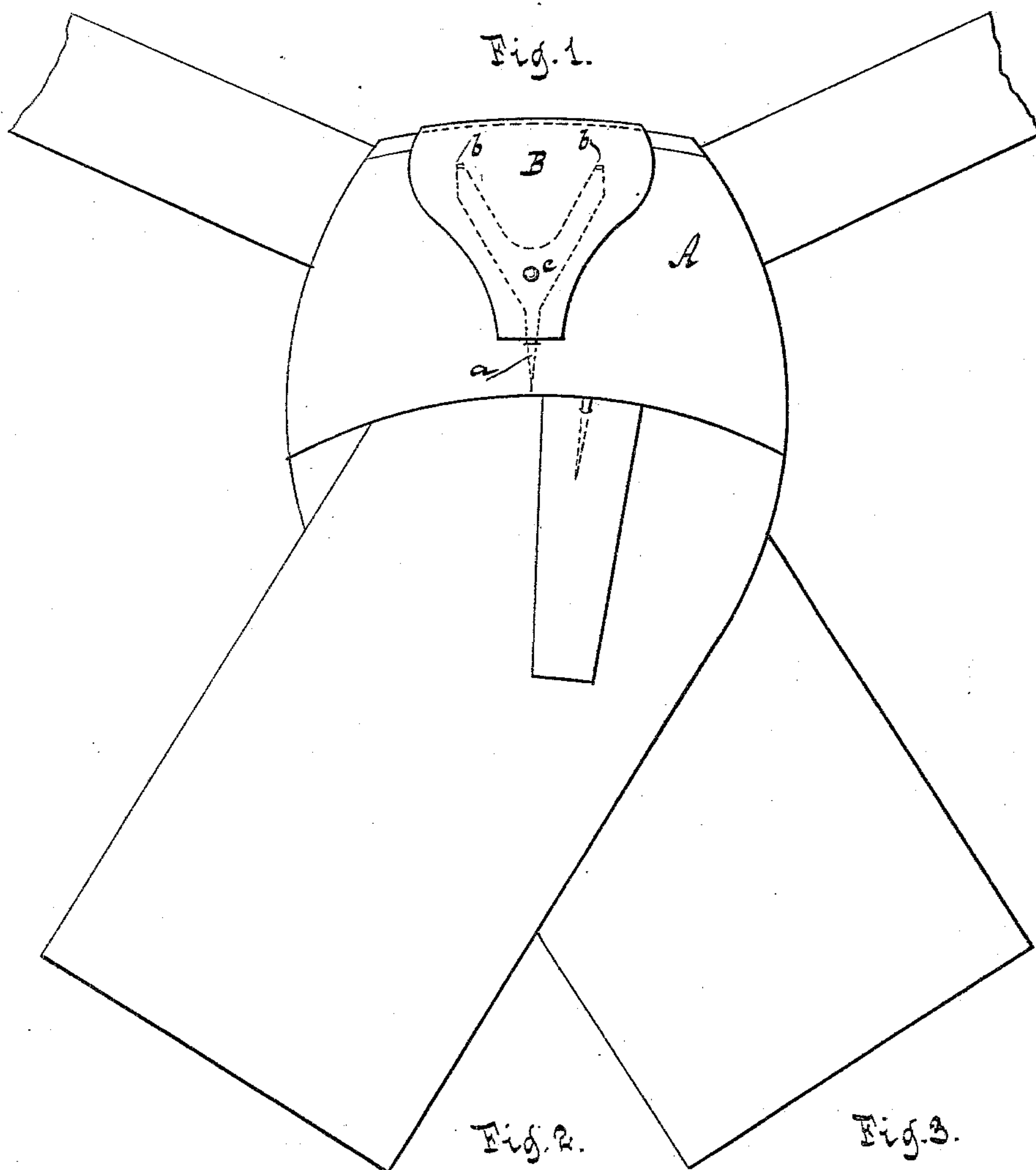


(No Model.)

W. T. RICHMOND.  
NECKTIE PROTECTOR.

No. 318,804.

Patented May 26, 1885.



WITNESSES:

*Otto Hufeland*  
*William Miller*

INVENTOR

William T. Richmond

BY

*Van Santvoord & Haubt*

ATTORNEYS

# UNITED STATES PATENT OFFICE.

WILLIAM T. RICHMOND, OF NEW YORK, N. Y.

## NECKTIE-PROTECTOR.

SPECIFICATION forming part of Letters Patent No. 318,804, dated May 26, 1885.

Application filed May 8, 1884. (No model.)

*To all whom it may concern:*

Be it known that I, WILLIAM T. RICHMOND, a citizen of the United States, residing at New York, in the county and State of New York, have invented new and useful Improvements in Necktie-Protectors, of which the following is a specification.

This invention consists in the combination, with a necktie, of a protecting-plate which is secured to the inner surface of the necktie, and which serves to keep the top edge of the necktie out of contact with the chin of the person wearing the necktie, and which also prevents the inner surface of the necktie from coming in direct contact with the shirt-collar. The protecting-plate is provided with a pin for attaching it to the necktie, and with spurs or equivalent means which serve to steady the same when it is attached to the necktie.

This invention is illustrated in the accompanying drawings, in which Figure 1 represents an inside view of a necktie provided with my protector, the means employed for attaching it to the necktie being shown in dotted lines. Fig. 2 is a detached view of the protector, showing the face which lies against the necktie when in use. Fig. 3 is a side edge view. Fig. 4 is a top edge view.

Similar letters indicate corresponding parts.

In these drawings the letter A designates a necktie of the class commonly known as "neckscarfs." Such neckties when worn are liable to become abraded at their top edge by contact with the chin of the person wearing the same, and, furthermore, their inner surfaces in a short time become soiled, so that when they are brought in contact with the shirt-collar such collar loses its clean appearance. In order to guard against these disadvantages I secure to the inside of the necktie a protecting-plate, B, which is made of celluloid, sheet metal properly prepared for the purpose, or any other material suitable for the purpose. The top edge of this plate slightly projects above the top edge of the necktie, so that it prevents the chin of the person wearing the necktie from coming in contact with

the top edge of the necktie, and at the same time my protecting-plate prevents the inner surface of the necktie from coming in contact with the shirt-collar. The protecting-plate is made of such material which can be readily washed, and it is by preference attached to the necktie in such a manner that it can be readily taken off, washed, and reattached without much loss of time.

For the purpose of attaching the protecting-plate to the necktie I provide said protecting-plate with a pin, *a*, and with spurs *b b*. The pin *a* may be cut out of sheet metal, and it may be plain or twisted. It may be attached to the plate B by one or more rivets, or by any other means suitable for the purpose.

In the example shown in the drawings the spurs *b b* and the pin *a* are formed on one and the same piece of sheet-steel, which is fastened to the plate B by a rivet, *c*. The spurs *b b* may, however, be formed on a piece of sheet-steel separate from that on which the pin is formed, or each of the spurs may be formed on its own base. The object of the spurs is to steady the protecting-plate in its position, when the same has been attached to the necktie by the pin *a*.

What I claim as new, and desire to secure by Letters Patent, is—

1. The combination, with a necktie, of a detachable protecting-plate, B, slightly projecting above the top of the necktie, substantially as and for the purpose specified.

2. The combination, with a necktie, of the protecting-plate B, secured to the rear face of the necktie by means of the pin *a*, and spurs *b b*, substantially as described.

3. A necktie-protector composed of a plate, B, a pin, *a*, and spurs *b b*, as shown and described.

In testimony whereof I have hereunto set my hand and seal in the presence of two subscribing witnesses.

WILLIAM T. RICHMOND. [L. S.]

Witnesses:

W. HAUFF,

E. F. KASTENHUBER.