

(No Model.)

C. S. LYON.
NECKTIE FASTENING DEVICE.

No. 318,570.

Patented May 26, 1885.

Fig. 1.

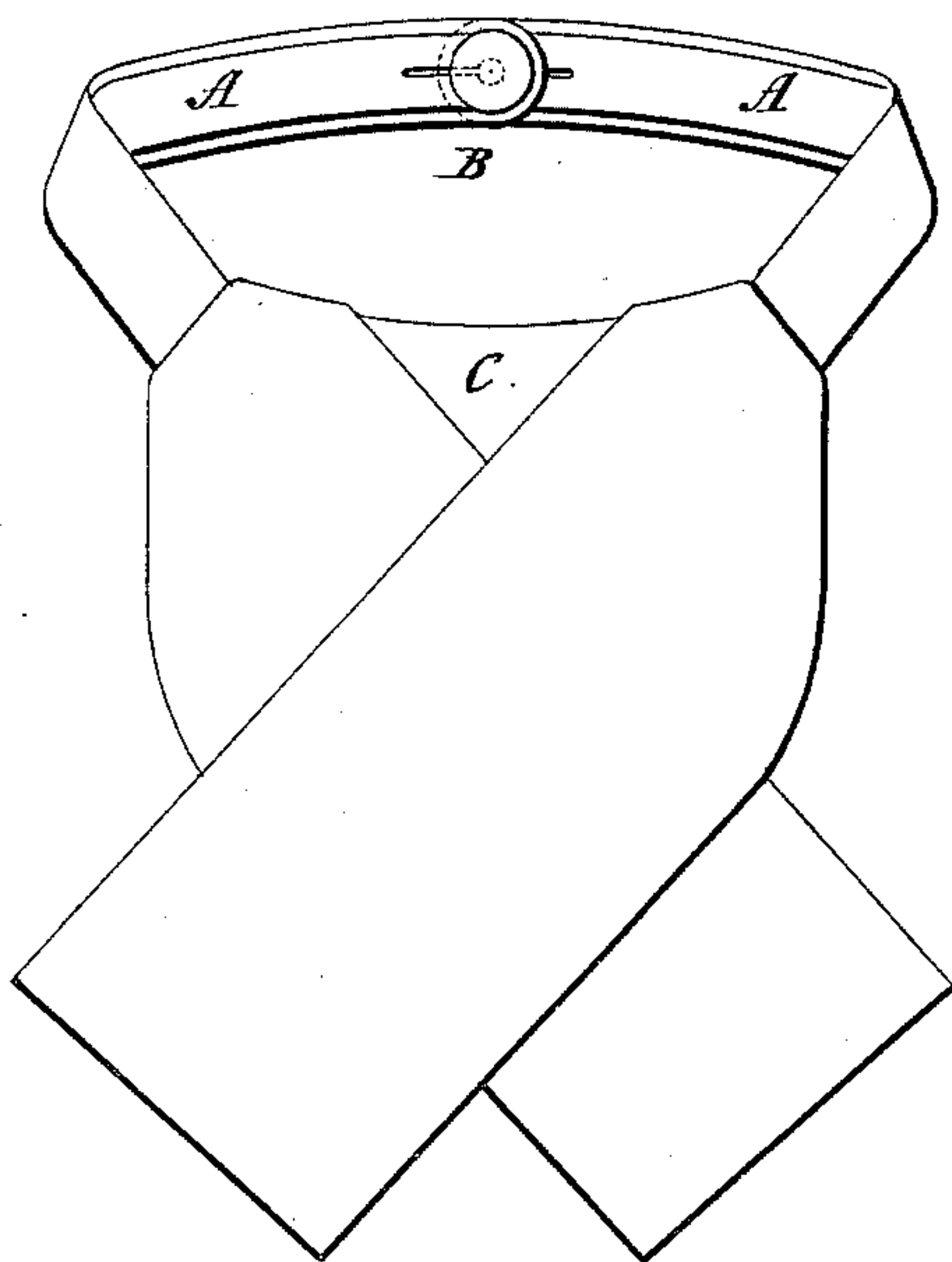


Fig. 2.

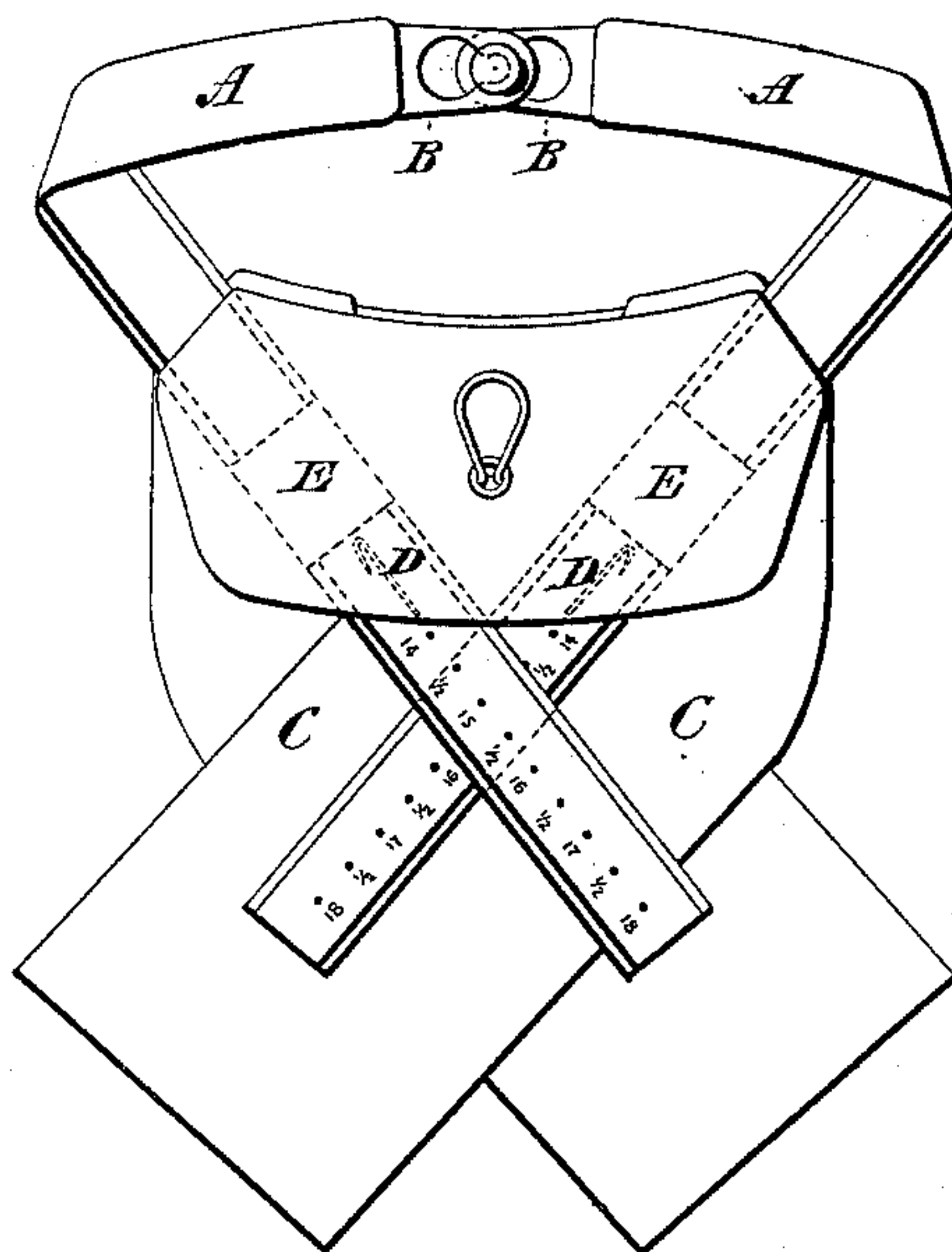


Fig. 3.

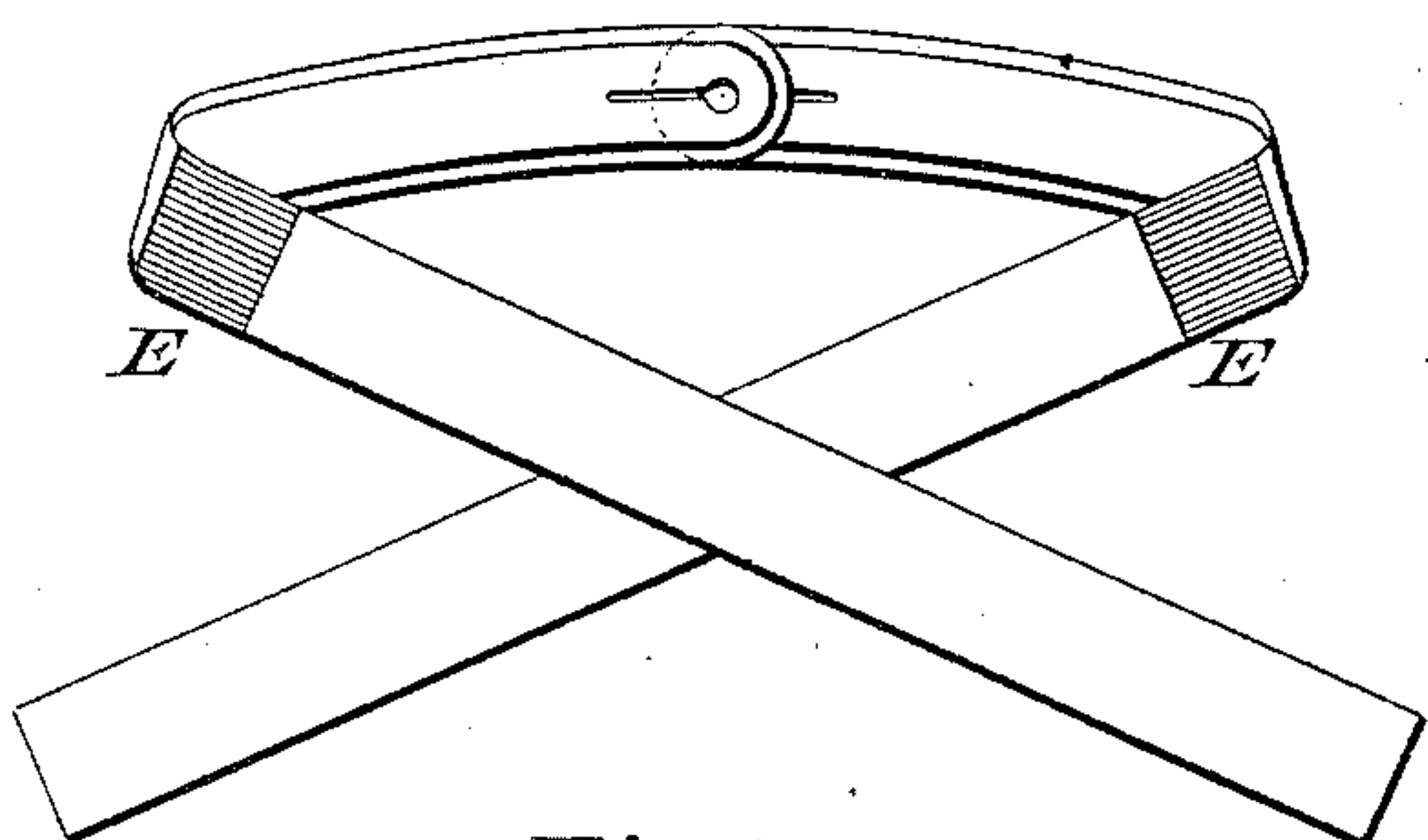


Fig. 4.

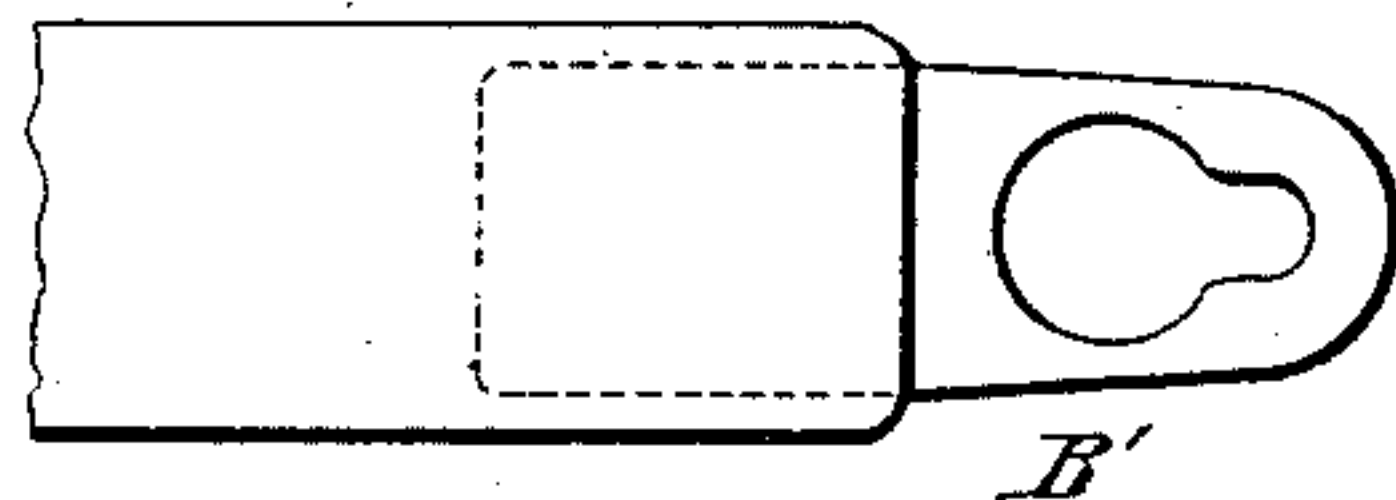


Fig. 5.

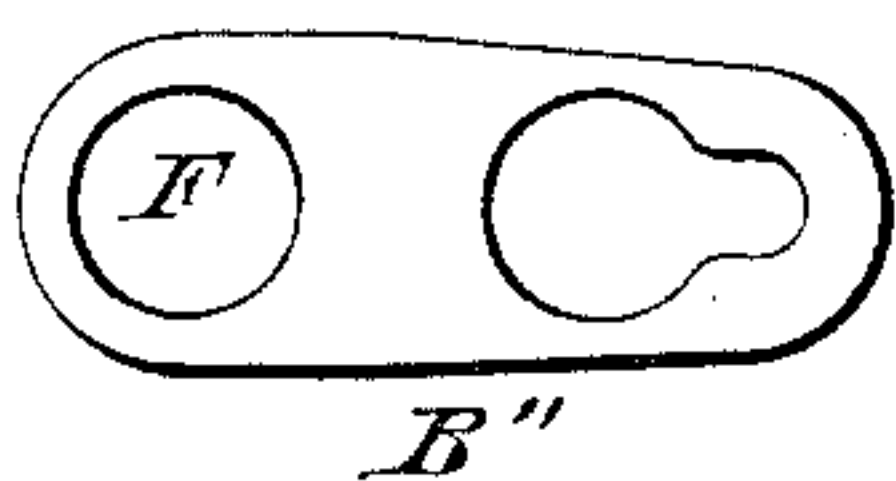


Fig. 6.

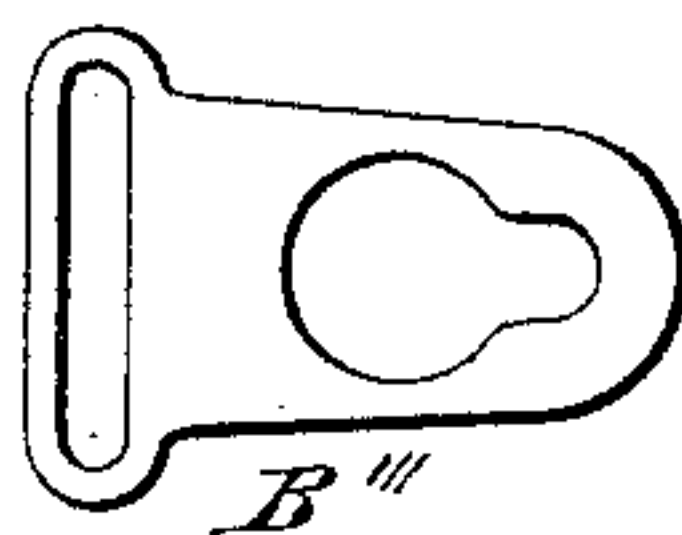
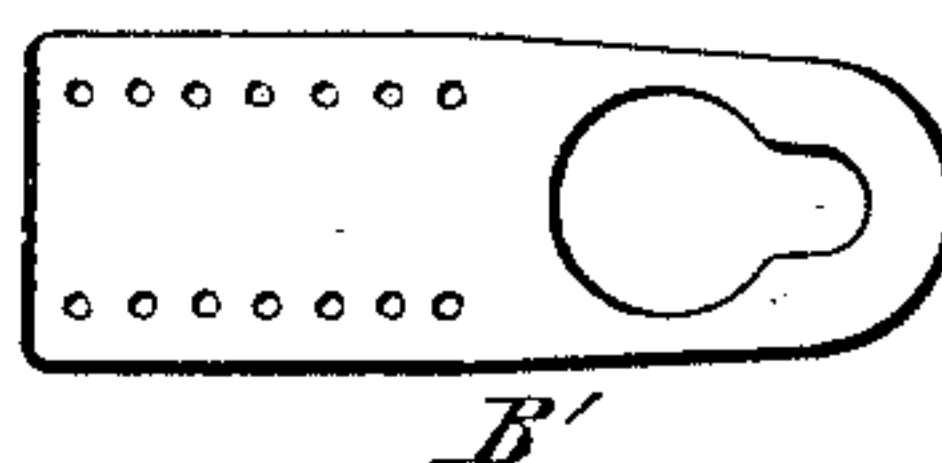


Fig. 7.



WITNESSES:
Gustave Weierich
Fred Henetwohl

INVENTOR:
Clarence S. Lyon
BY *Carle H. Smith*
ATTORNEY.

UNITED STATES PATENT OFFICE.

CLARENCE S. LYON, OF PORT CHESTER, NEW YORK.

NECKTIE-FASTENING DEVICE.

SPECIFICATION forming part of Letters Patent No. 318,570, dated May 26, 1885.

Application filed May 21, 1884. (No model.)

To all whom it may concern:

Be it known that I, CLARENCE S. LYON, of Port Chester, in the county of Westchester and State of New York, have invented certain new and useful Improvements in Scarfs or Ties for Neckwear, whereof the following is a specification.

My said improvement relates to scarfs comprised in three general parts—a neckband in two parts, and a part that lies over the shirt-bosom, termed the “shield.”

In the annexed drawings, Figure 1 is a front view of the scarf complete. Fig. 2 is a rear view of a scarf provided with metal attaching button-holes. Fig. 3 shows the neckband separately and with ordinary button-holes. Fig. 4 is a detail view of end of neckband with button-hole plate appended. Figs. 5, 6, and 7 are different forms of button-hole plates adapted to various modes of attaching them to the neckband.

The two-part neckband A A is provided with button-holes, as B B' B'', &c., one in the rear end of each part, for buttoning them separately upon the back button of the shirt-collar band and for undoing the scarf in removal from the person.

C is the shield or central portion of the scarf or tie.

Suitable means are employed for adjusting and securing the two parts of the neckband with reference to the shield, which means consist in this instance of pins D, one for each side or part of the neckband. These pins D are made fast in the shield, with the point downward and exposed, so that the front end of the neckband may be impaled thereon. Such means are for permanently securing the neckband and shield together, and not, as in other scarfs, for disconnecting the tie or cravat in putting on or taking off, and such means also serve for once adjusting the encircling size of the neckband to suit the person who is to wear it, such adjustment once made not requiring to be disturbed so long as the tie lasts. The neckband being in two parts, each independently attached to the rear collar-button, it is necessary to make such adjustment on both sides equally, so as to maintain the shield centrally upon the shirt-bosom. To insure this, both tabs of the neckband are graduated

with measuring-marks and with numbers corresponding to each other on both tabs. The ordinals best adapted for the purpose run from about fourteen to eighteen, the sizes of neckbands and collars most common. By this duplicate marking and numbering the cravat can be quickly brought to size by simply moving the ends or tabs so that the two pins D will enter them both at the places or marks correspondingly numbered thereon. Thus the size is determined and fixed, while the central position of the shield is preserved under any adjustment.

E E indicate elastic sections, in this instance consisting of elastic webbing inserted in any convenient manner in both sides of the neckband A, whereby it is rendered extensible and resilient, and such elastics serve to contract the two parts of the band, and thus draw the ends of the button-holes against the shank and under the head of the button they are attached upon, and by holding them in that position, as shown in Fig. 2, prevent either side of the band A from becoming accidentally unbuttoned.

A feature of my invention consists in applying to the neckband button-holes formed in some material more or less inflexible—such as metal, celluloid, or even leather. Plates of metal having button-holes formed therein for application to the neckband are shown in Figs. 2 and 4, and are usually furnished with perforations or slots to admit of sewing or otherwise joining the plates to the neckband. These plate button-holes have an opening at one end large enough to admit the button-head, and when these are employed the elastics E are especially useful in aiding the application and removal of the necktie quickly, it being only necessary in removing the tie to seize the plates and draw the large part of their button-holes opposite to the button-head, while on the other hand said elastics by their resiliency draw the smaller part of the button-hole in such plates upon the shank of the button, and in this way lock the plates thereon and prevent the large end of the button-hole from finding its way to the button-head of itself—a result which would endanger the security of the cravat upon the person.

It will be understood that the elastics E are

to be disposed between the button-holes and the place of the measuring-marks.

In the foregoing description I do not confine myself to details, which may be varied within the scope of the invention.

I claim as my invention—

10 1. The combination, with the shield C and means of adjustably securing a neckband thereto, of a neckband in two parts, each provided with button-holes at their rear extremities and with elastic sections to maintain the button-holes in place on the button and prevent the accidental unbuttoning of the neckband.

2. The combination, with a shield, C, and 15 fastening means—as pins D—of a neckband in two parts, each part having button-holes at their rear extremities and both marked with measuring divisions to insure the adjustment for size from the button-holes of both sides 20 equally.

CLARENCE S. LYON.

Witnesses:

EARLE H. SMITH,
JAMES M. TULLY.