

(No Model.)

D. H. COLES.

COMBINED BRAIDING AND CORDING ATTACHMENT FOR SEWING MACHINES.

No. 318,357.

Patented May 19, 1885.

Fig. 1.

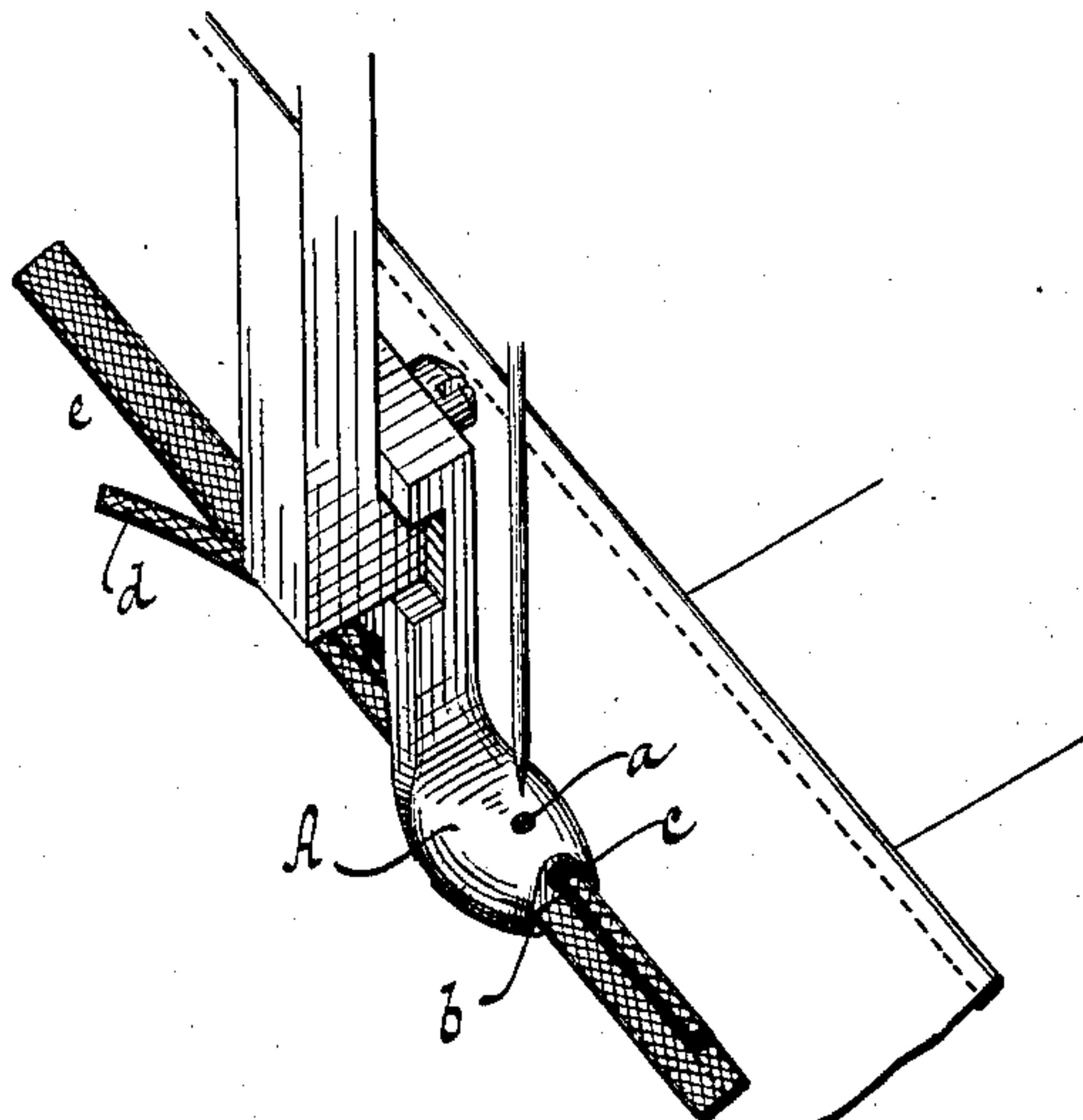


Fig. 2.

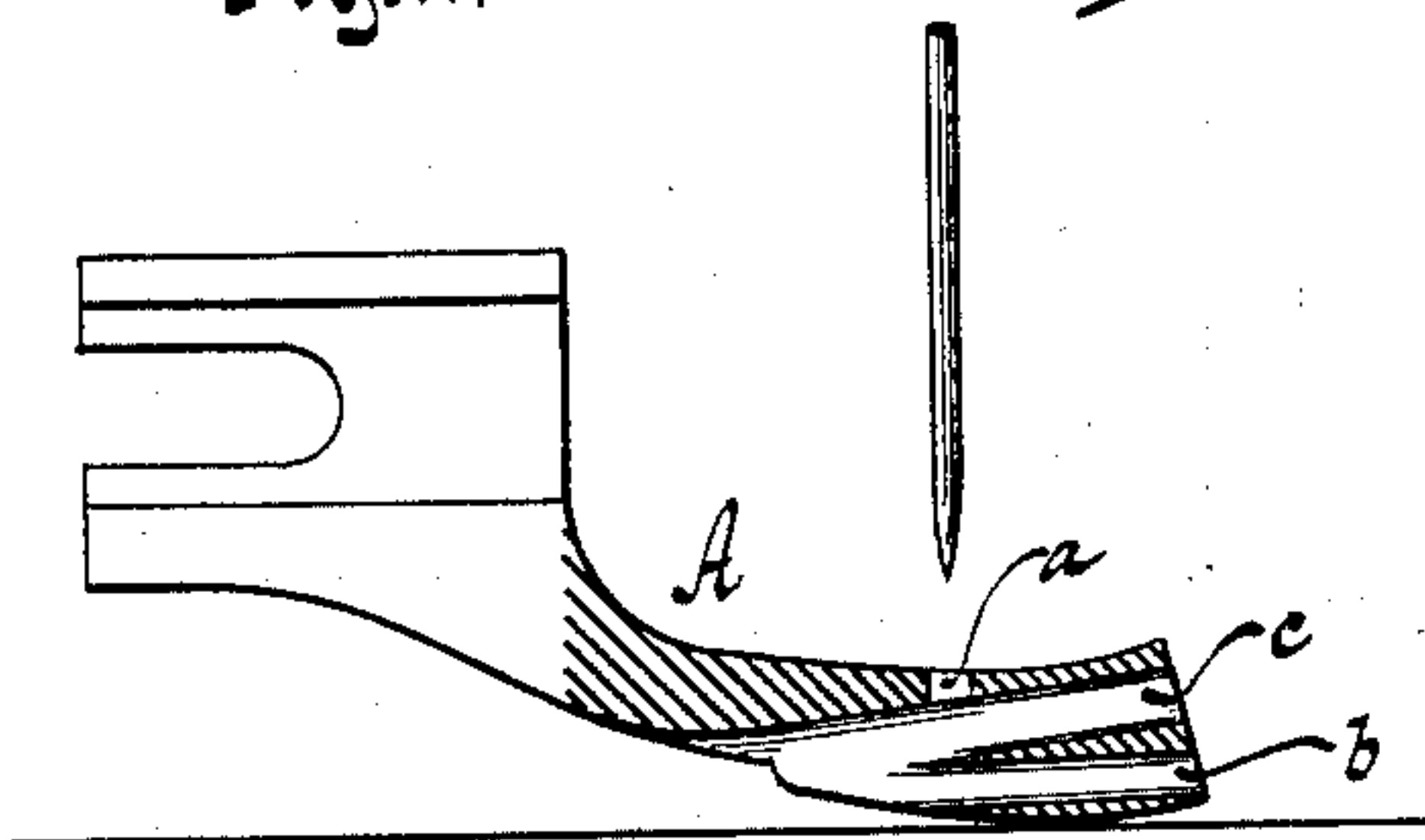


Fig. 3.

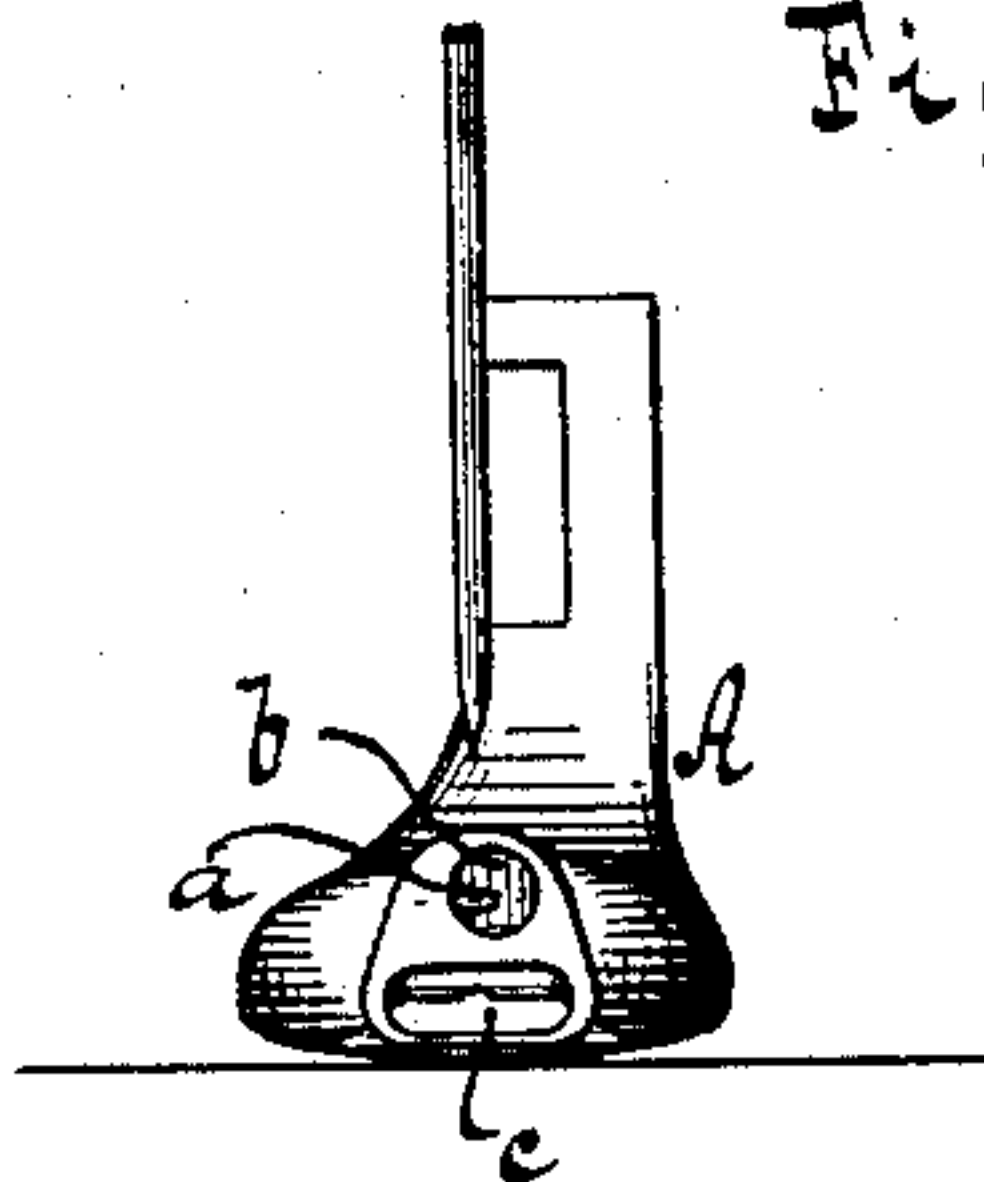


Fig. 4.



WITNESSES:

Otto Hupfand
Alfred du Paur Jr.

INVENTOR

David H Coles

BY

Van Santvoord & Hauff
his ATTORNEYS

UNITED STATES PATENT OFFICE.

DAVID H. COLES, OF NEW YORK, N. Y.

COMBINED BRAIDING AND CORDING ATTACHMENT FOR SEWING-MACHINES.

SPECIFICATION forming part of Letters Patent No. 318,357, dated May 19, 1885.

Application filed January 29, 1885. (No model.)

To all whom it may concern:

Be it known that I, DAVID H. COLES, a citizen of the United States, residing at New York, in the county and State of New York, have invented new and useful Improvements in Combined Braiding and Cording Attachments to Sewing-Machines, of which the following is a specification.

This invention consists in a presser-foot provided with a needle-hole extending transversely through it, and two independent longitudinal channels, one above the other and in advance of the needle-hole, said channels being separated by an intervening longitudinal partition, forming a part of the presser-foot, and which terminates in advance of the needle-hole; also, in a presser-foot provided with a needle-hole extending transversely through it, a braid-guide situated in advance of the needle-hole and centrally in regard to the same, and a cord-guide situated above the braid-guide and eccentrically in regard to the needle-hole.

In the accompanying drawings, Figure 1 represents a perspective view of my attachment. Fig. 2 is a longitudinal section of the same. Fig. 3 is an end view of the same. Fig. 4 is a diagram showing the relative positions of the braid, the cord, and the needle.

Similar letters indicate corresponding parts.

In the drawings, the letter A designates the presser-foot of a sewing-machine, which is provided with the needle-hole *a*, extending transversely through it, and with two longitudinal channels, *b c*, one above the other and in advance of the needle-hole, said channels being separated by an intervening longitudinal partition forming a part of the presser-foot, and which terminates in advance of the needle-hole, thereby constituting independent and accurate guides for the braid and cord. The channel *b* forms the braid-guide and the channel *c* the cord-guide; but the last-named channel may also be used as a guide for an addi-

tional braid narrower than the braid passing through guide *b*, so that either a cord and a braid or two braids, one above the other, can be sewed on a garment simultaneously by the same needle. The braid-guide *b* is by preference placed centrally in regard to the needle-hole, while the cord-guide *c* is placed eccentrically in regard to the needle-hole, so that the needle in its downward movement passes through the side of the cord *d* and through the middle of the braid *e*, as indicated in Fig. 4. When the stitch is drawn tight, the cord rolls over to the middle of the braid, so as to conceal the stitch. If the cord-guide is placed centrally in regard to the needle-hole, the stitch will be visible throughout the entire length of the cord, and the appearance of the work will be impaired.

It is obvious that my presser-foot can be so constructed that it is applicable to almost all kinds of sewing-machines.

What I claim as new, and desire to secure by Letters Patent, is—

1. The presser-foot provided with a needle-hole extending transversely through it, and two independent longitudinal channels, one above the other and in advance of the needle-hole, said channels separated by an intervening longitudinal partition forming a part of the presser-foot and terminating in advance of the needle-hole.

2. A presser-foot provided with a needle-hole extending transversely through it, a braid-guide situated in advance of the needle-hole and centrally in regard to the same, and a cord-guide situated above the braid-guide and eccentrically in regard to the needle-hole.

In testimony whereof I have hereunto set my hand and seal in the presence of two subscribing witnesses.

DAVID H. COLES. [L. s.]

Witnesses:

W. HAUFF,

E. F. KASTENHUBER.