

(No Model.)

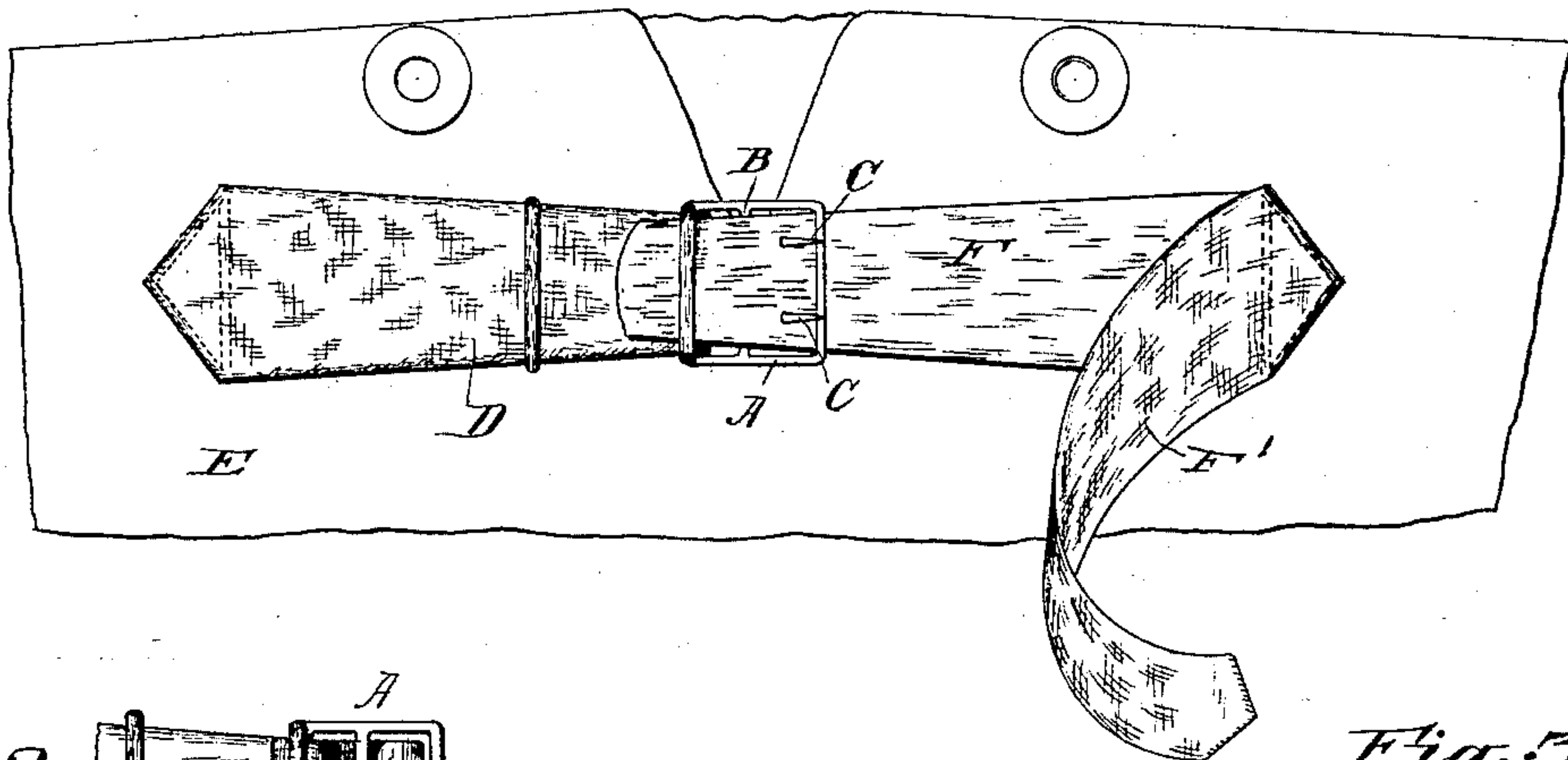
M. BERNSTEIN.

GUARD FOR BUCKLES FOR WEARING APPAREL.

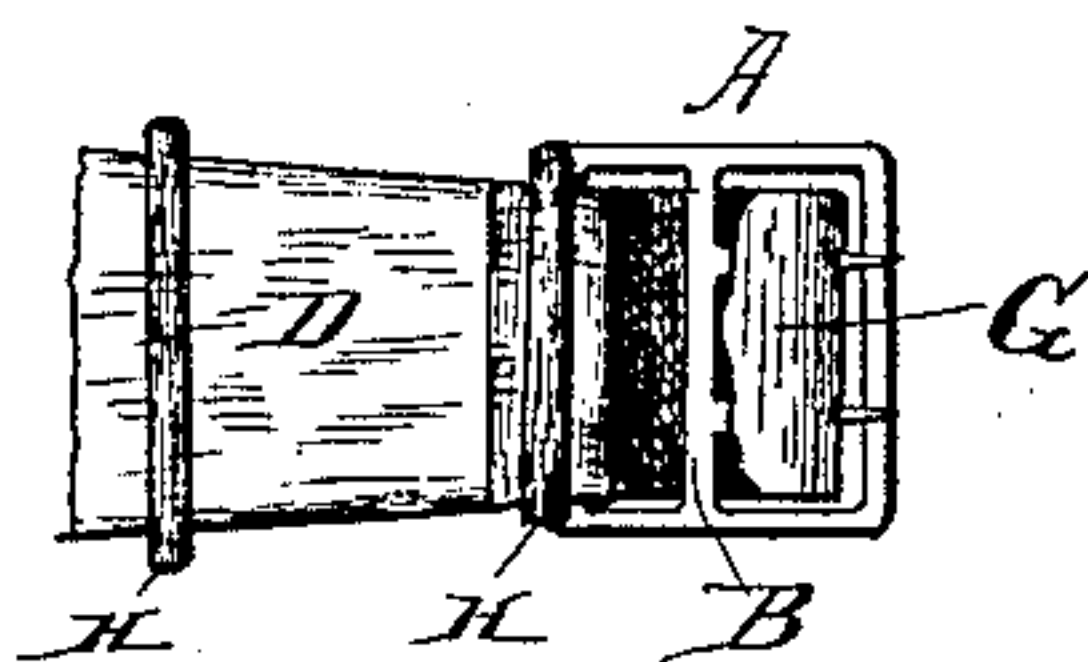
No. 318,230.

Patented May 19, 1885.

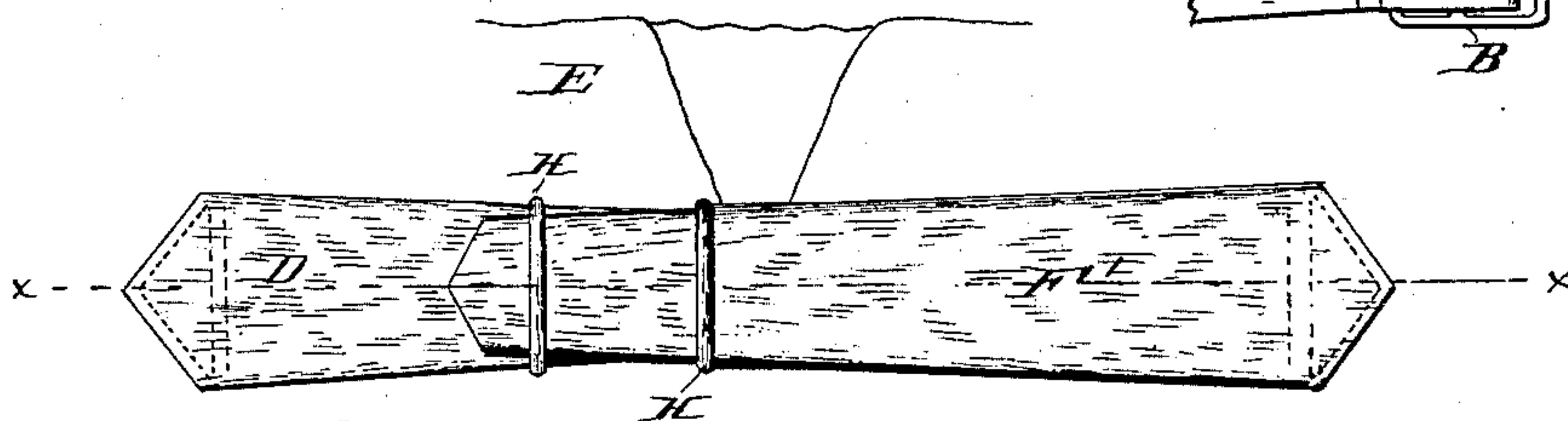
*Fig. 1.*



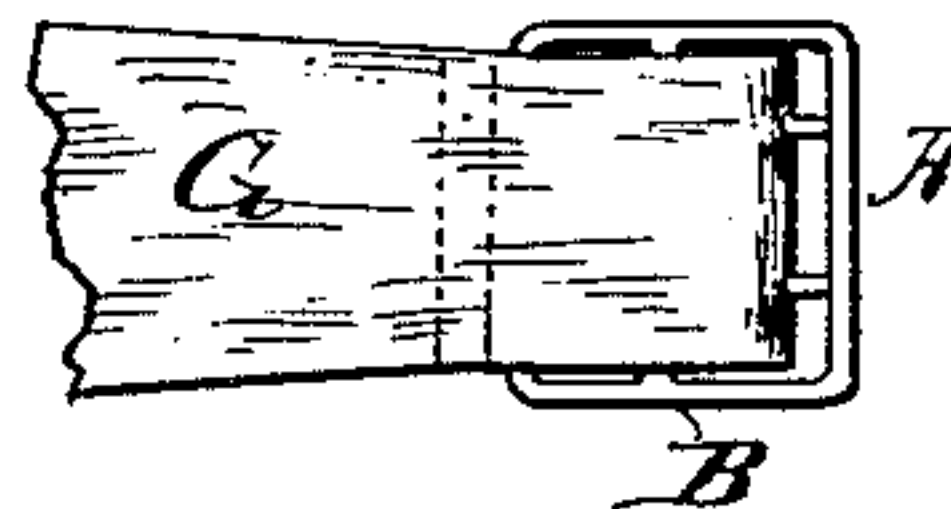
*Fig. 2.*



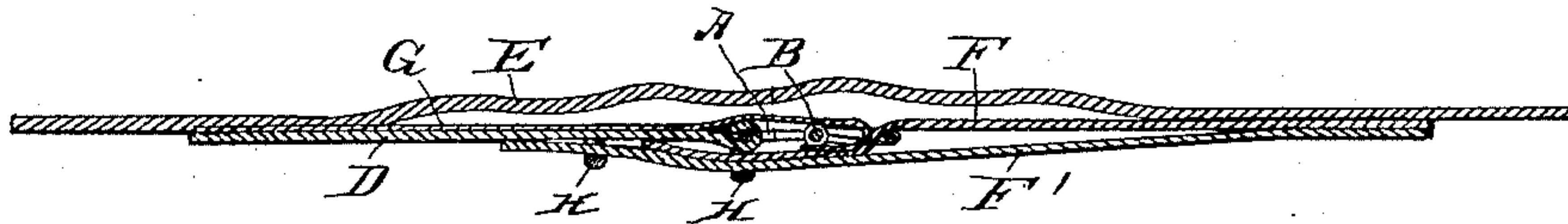
*Fig. 4.*



*Fig. 3.*



*Fig. 5.*



*Attest:*

*Andrew W. Steiger,*  
*Alfred B. Moore,*

*Inventor:*

*Meyer Bernstein*  
*By David A. Burr*  
*Atty:*



# UNITED STATES PATENT OFFICE.

MEYER BERNSTEIN, OF NEW YORK, N. Y.

## GUARD FOR BUCKLES FOR WEARING-APPAREL.

SPECIFICATION forming part of Letters Patent No. 318,230, dated May 19, 1885.

Application filed January 19, 1885. (No model.)

*To all whom it may concern:*

Be it known that I, MEYER BERNSTEIN, of the city, county, and State of New York, have invented a new and useful Improvement in a  
5 Covering-Guard for the Buckles of Vests, Pants, &c.; and I do hereby declare that the following is a full and exact description thereof, reference being had to the accompanying drawings, and to the letters of reference  
10 marked thereon, making a part of this specification.

My invention relates to the protection of the lining of a garment from frictional contact with the frame of an underlying buckle. Much  
15 annoyance, as well as more or less loss and damage, arises from the wear and tear and the staining and soiling of the material, due to the inevitable frictional contact of the buckles of vests, pantaloons, and other wearing-apparel  
20 with the lining of the garment, which may be superimposed thereon; and especially is this true in the finer class of goods. The fine silk or satin linings of coats are quickly soiled, worn, and frayed by their contact with the frame and  
25 tongues of the buckles of the vest, and the lining of the vest by contact with the buckle of the pantaloons.

It is the object of my invention to obviate at slight cost this difficulty and annoyance and  
30 to conceal at the same time the buckle, so as to obtain a neater and more finished appearance in the garment to which it is attached, and to permit of a renewal of the draw-strap with any suitable material without reference  
35 to its matching the opposite strap or the material of the garment.

It consists in combining with the buckle, the carrying-strap by which it is secured to the garment, and the draw-strap which is engaged  
40 thereby, and an outer covering or guard-strip overlying the draw-strap to extend entirely over the buckle and be confined thereon by keepers on the carrying-strap.

It consists also in the combination, with the  
45 carrying-strap, of an inner lining-piece made to extend beyond the union of the strap and buckle over the under side of the cross-bar and its tongues, and through which the ends of the tongues are carried, so that its end may  
50 be folded back over their outer surface.

In the accompanying drawings, Figure 1 is

an elevation of the buckle, illustrated as in position to tighten a pair of pantaloons, the covering strip or guard being detached; Fig. 2, an elevation of the outer side of the buckle  
55 and its carrying-strap, the draw-strap and guard-strap both being freed therefrom; Fig. 3, an elevation of the reverse side of the same illustrating the position of the lining-piece covering its cross-bar and tongues; Fig. 4, an  
60 elevation of the device with the covering-strip or guard in place to cover or conceal the buckle, and Fig. 5 a longitudinal section in line *xx* of Fig. 4.

A represents a buckle of any approved pat-  
65 tern; B, its cross-bar, and C C its tongues.

D represents the carrying-strap by which the buckle is secured to the garment. This strap D, made, as is customary, of a strip of the same material as the face of the garment  
70 E, to which it is attached, is made fast at its outer end to the frame of the buckle in the usual manner, by being doubled over the inner bar of the frame and stitched down thereon. Its inner or under side is lined with a  
75 facing, G, of strong thin material, which, instead of being carried with the outer end of the strip around the inner bar of the frame, is made to extend over and beyond the cross-  
80 bar B of the buckle and the inner side of its tongues C C, (see Fig. 3,) and is then led outward over the points of the tongue and back over their outer faces, (see Fig. 2,) the points being made to pierce the lining and project slightly through the same to rest upon the  
85 outer bar of the frame.

F represents the draw-strap to be engaged by the buckle, and which may be made of the same material as the lining G of the carrying-  
90 strap or of other strong pliable fabric.

F' is an outer strip, made of the same material as the strap D, so as to match it. This covering-strip is somewhat wider than the draw-strap F, and is secured at its inner end to the garment to overlap the draw-strap.  
95 Its outer free end is made to extend over the buckle when it engages the draw-strap, and to cover and conceal the same, and is confined by being led under loops or narrow transverse bands or keepers H H, of braid or cord. (See  
100 Figs. 1, 2, and 4.) The buckle and the end of the draw-strap are thus completely covered



and concealed, and the frame of the buckle effectually prevented from soiling or from wearing and cutting the superimposed garment coming into frictional contact therewith.

5 The combination of this extra covering-strip F' with the draw-strap permits the replacement of the latter, when worn, with any suitable fabric, regardless of its matching the material of the garment E or outer strip, F, as  
10 the over-strip remains always in good condition, and it alone needs to match the carrying-strap D and garment E.

Although specially adapted for the buckles of vests and pantaloons, my invention is applicable to all buckles which are brought into  
15 contact with fabrics which are readily worn and soiled.

I claim as my invention—

1. The combination, with a buckle, A, and  
20 its carrying-strap D, of the strap F and superimposed strip F', united together at one end to the garment and extending together to pass the one under the outer bar of the buckle and over the points of its tongues, and the other

over the buckle-bar and its tongues through 25 transverseloops fitted upon the carrying-strap, substantially in the manner and for the purpose herein set forth.

2. The combination, with a carrying-strap and a buckle secured thereto, and with a draw- 30 strap engaged by the buckle and an outer strip overlying and covering the draw-strap and the outer bar and tongues of the buckle, of a lining-piece fitted under the carrying-strap to extend beyond the attachment of the buckle 35 thereto, to cover the under side of its cross-bar and tongues and bend over the points of the tongues and recurve over their upper face, substantially in the manner and for the purpose herein set forth. 40

In testimony whereof I have signed my name to this specification in the presence of two subscribing witnesses.

MEYER BERNSTEIN.

Witnesses:

G. H. SPENCER,  
A. B. MOORE.