

(No Model.)

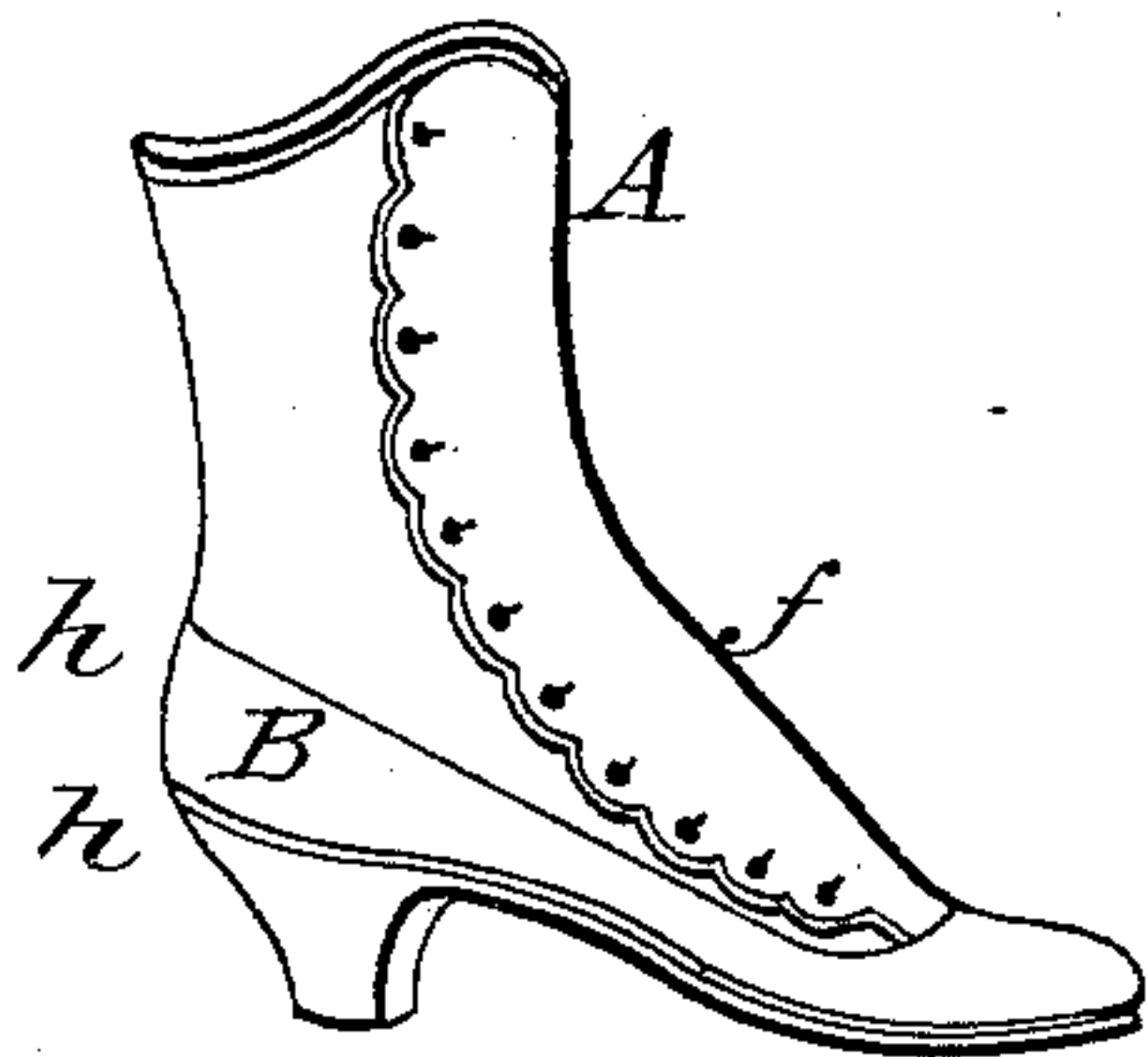
P. J. RUETZEL.

BUTTON GAITER.

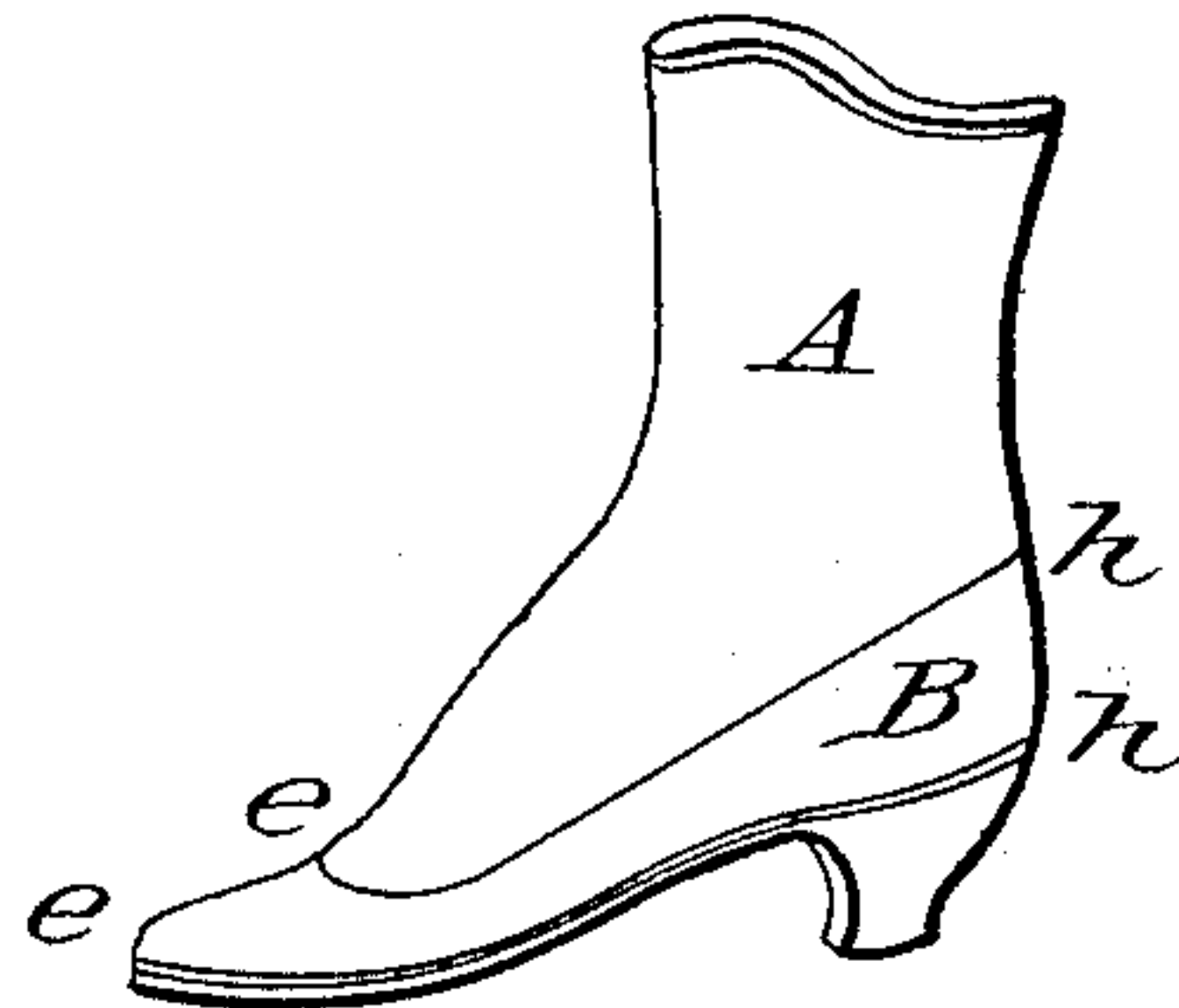
No. 318,033.

Patented May 19, 1885.

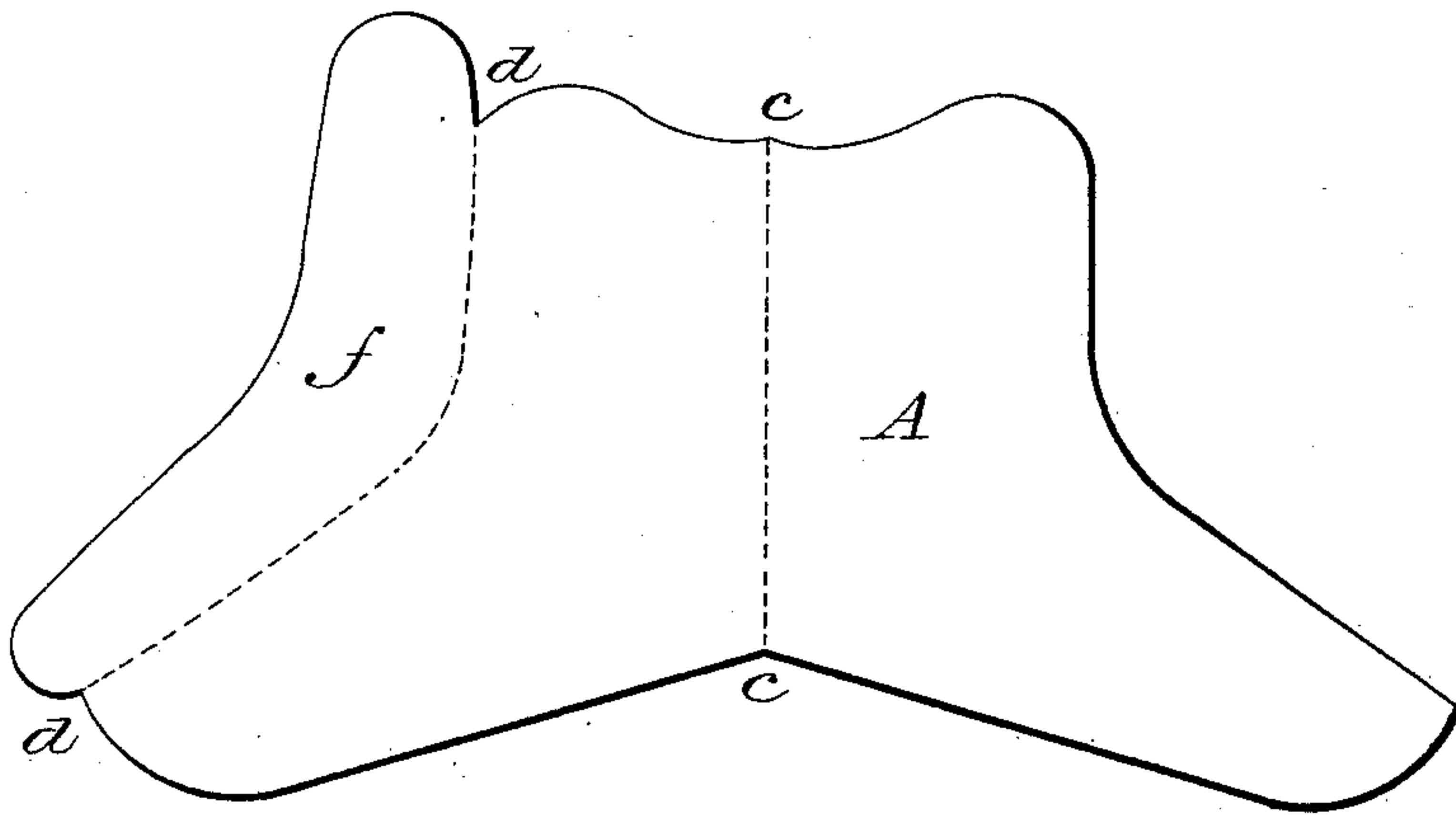
*Fig. 1.*



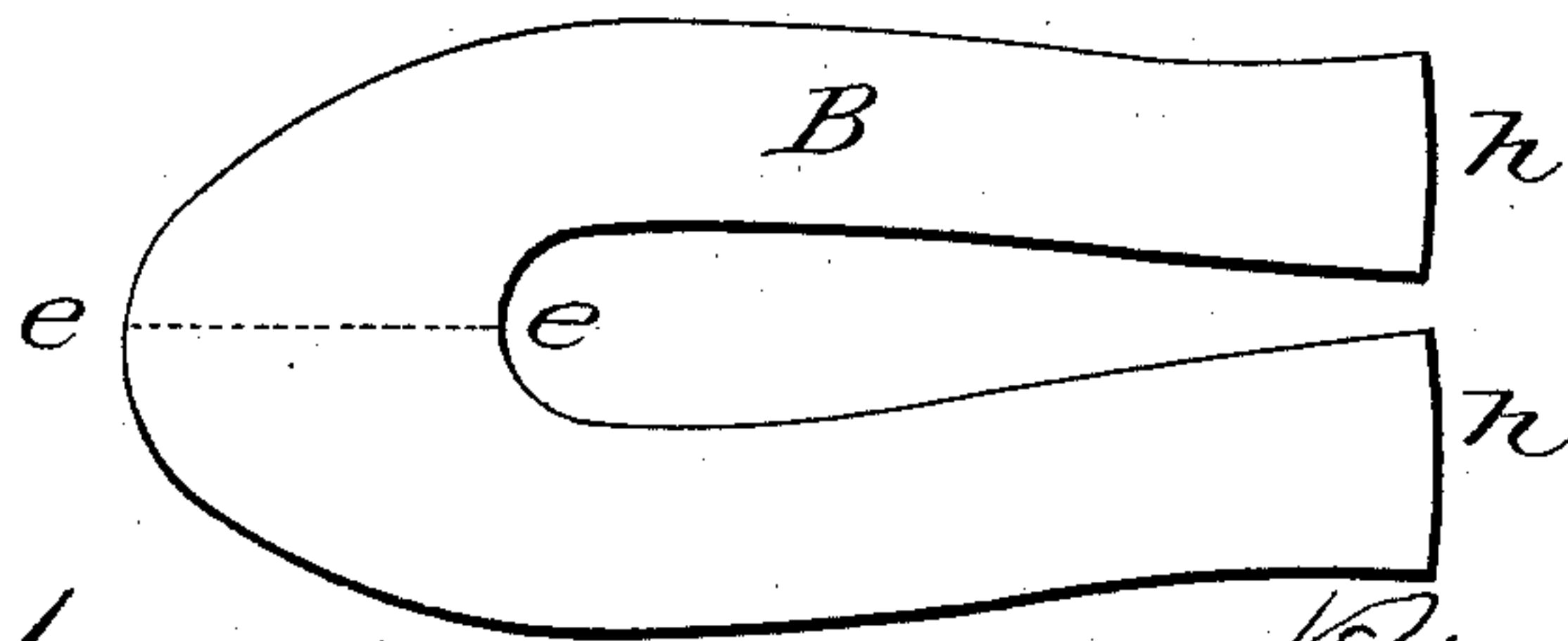
*Fig. 2.*



*Fig. 3.*



*Fig. 4.*



Witnesses:

*John Hardy*  
*Alfred Scott*

Inventor:

*Peter J. Ruetzel*

# UNITED STATES PATENT OFFICE.

PETER J. RUETZEL, OF NEW YORK, N. Y.

## BUTTON-GAITER.

SPECIFICATION forming part of Letters Patent No. 318,033, dated May 19, 1885.

Application filed February 24, 1885. (No model.)

*To all whom it may concern:*

Be it known that I, PETER J. RUETZEL, of New York, in the county and State of New York, have invented an Improvement in Button-Gaiters, of which the following is a specification.

This invention relates to an improvement in that class of button-gaiters in which the whole button-gaiter consists of two pieces of leather or other material, one forming the leg part and button-piece and the other the foxing.

My improvement consists of a button-gaiter in two pieces of leather or other material, constructed from the patterns hereinafter described.

In the drawings, Figure 1 represents one side of shoe, in elevation, constructed in accordance with my invention; and Fig. 2 represents the opposite side in elevation. Figs. 3 and 4 are plans of the patterns which I use for manufacturing my button-gaiters.

Similar letters of reference indicate corresponding parts in all the figures.

The pattern which I use for the top or leg part is shown in Fig. 3. It consists of the part A, forming the two quarters, and having an extension, *f*, at one side of one of the quarters to form the button-fly. In the manufacture of a shoe in accordance with my invention

the pattern A is crimped on the lines *c c* and *d d* preparatory to uniting it to the part B.

The pattern used for the vamp and foxing *e e* is illustrated in Fig. 4. It consists of the portion B, forming the vamp and side extensions, made of one piece of material. The extensions of part B are stitched together on the exterior lines, *h h*, and the upper edges of the portion B are then stitched to the lower edges of the piece A, as shown in Fig. 2. When the parts of the upper are thus fitted or united together, the inner and outer soles and the heel are applied or attached in any well-known and usual manner.

What I claim, and desire to secure by Letters Patent, is—

As an improved article of manufacture, a button-gaiter formed from the patterns or blanks A and B, the former constructed with an extension, *f*, for the button-fly and crimped on the lines *c c d d*, and the latter consisting of the vamp portion and side extensions, the two parts united together, as described, and attached to the sole and heel in any well-known manner.

PETER J. RUETZEL.

Witnesses:

WILLIAM QUEHL,  
JOHN P. MURTZE.