

(No Model.)

W. GOODFELLOW.

PINCUSHION AND BUTTON HOOK HOLDER.

No. 317,989.

Patented May 19, 1885.

Fig. 1.

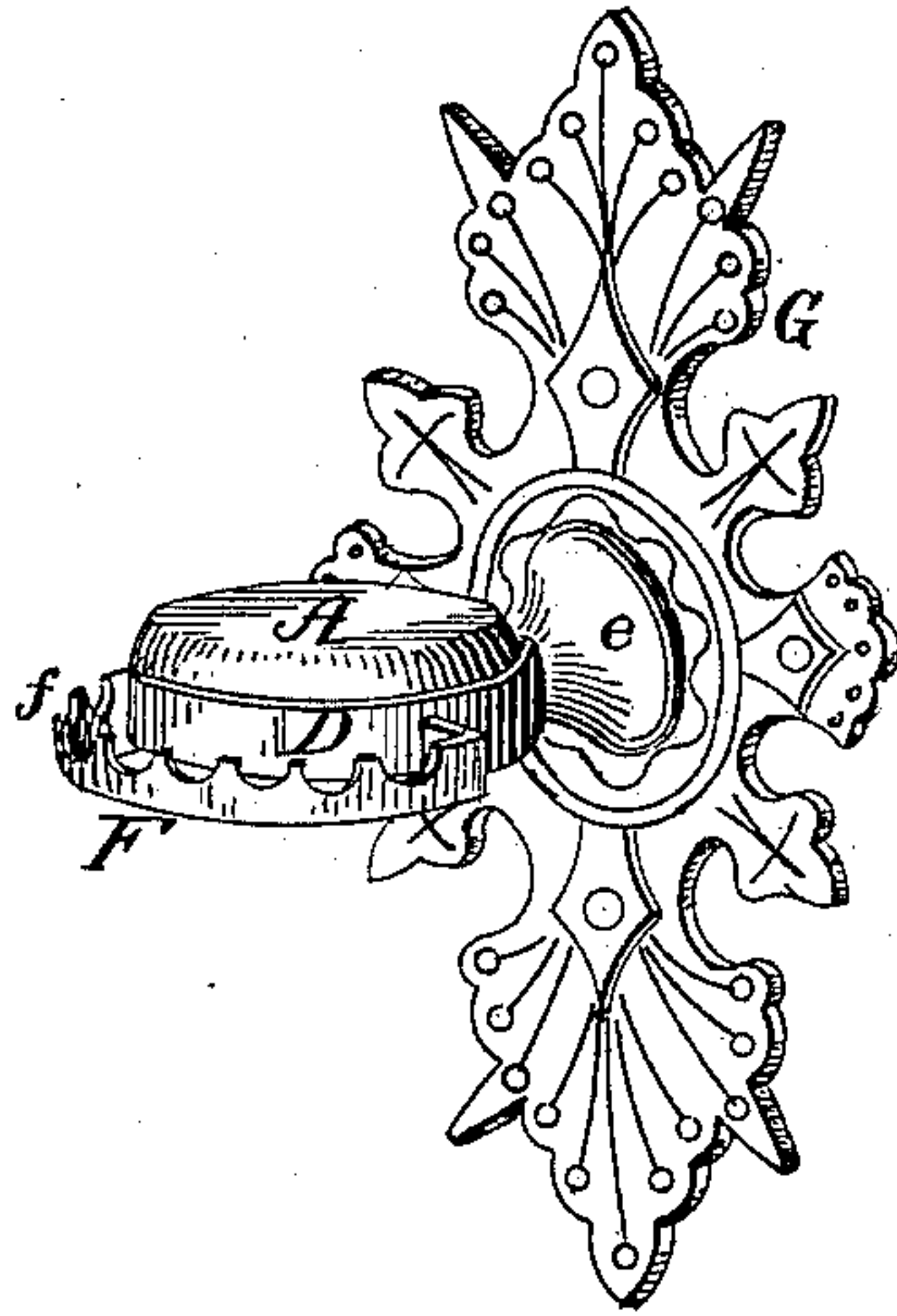


Fig. 2.

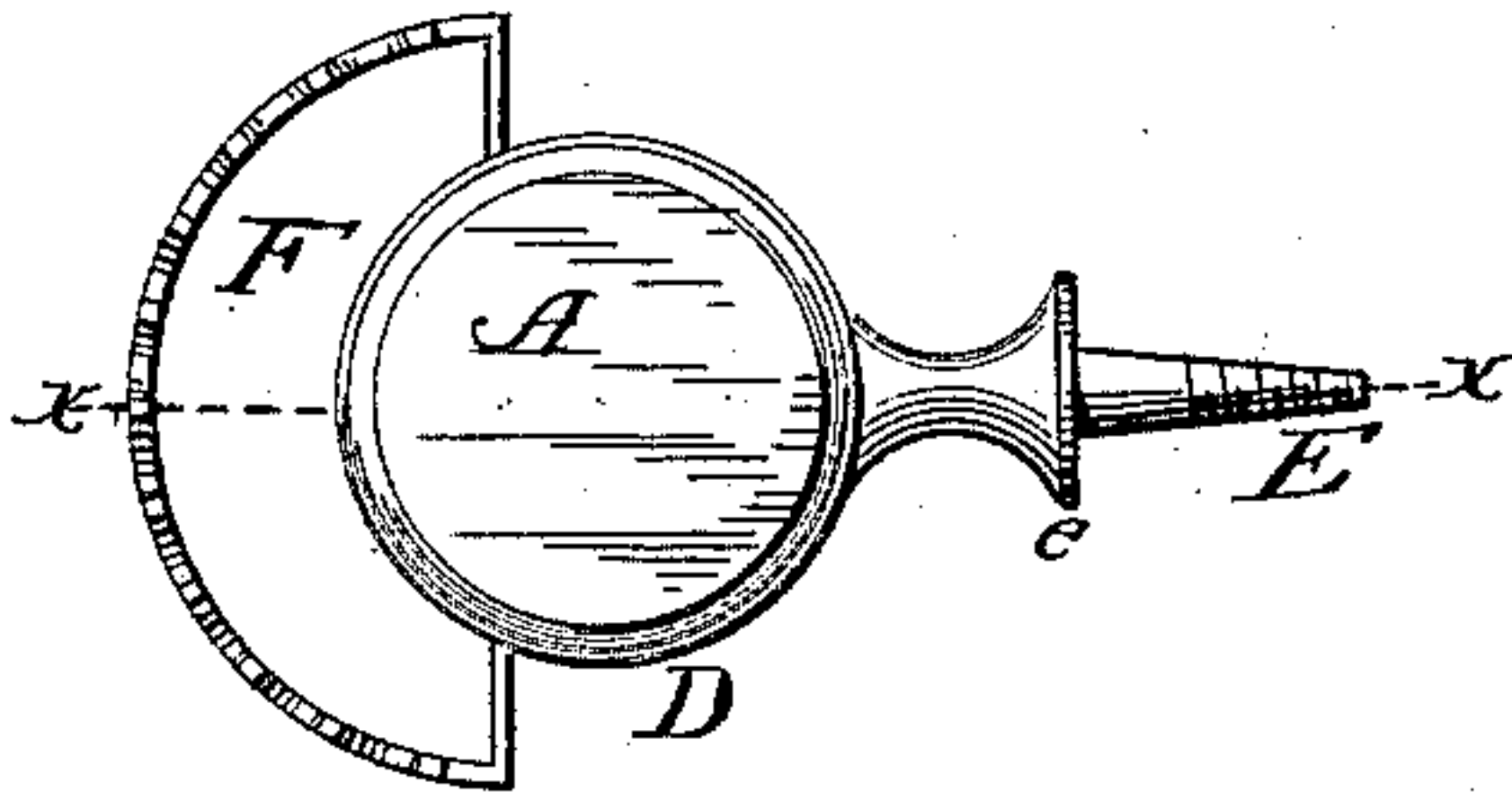
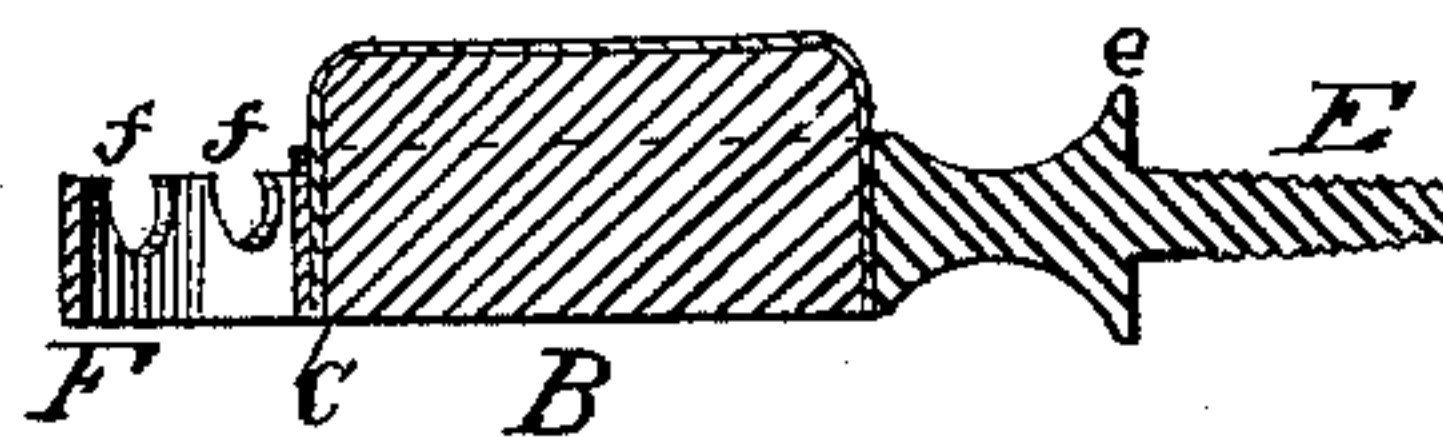


Fig. 3.



WITNESSES:  
Morris A. Clark.  
J. Harry Stuart.

INVENTOR:  
William Goodfellow  
By Wallace A. Bartlett  
His attorney.



# UNITED STATES PATENT OFFICE.

WILLIAM GOODFELLOW, OF SOUTH NORWALK, CONNECTICUT.

## PINCUSHION AND BUTTON-HOOK HOLDER.

SPECIFICATION forming part of Letters Patent No. 317,989, dated May 19, 1885.

Application filed February 14, 1885. (No model.)

*To all whom it may concern:*

Be it known that I, WILLIAM GOODFELLOW, residing at South Norwalk, in the county of Fairfield and State of Connecticut, have invented certain new and useful Improvements in Pincushion and Button-Hook Holder or Rack, of which the following is a specification, reference being had therein to the accompanying drawings.

10 This invention relates to pincushions and button-hook holders of character adapted for attachment to a dressing-case, toilet-stand, or any other convenient support for such an article.

15 The object of the invention is to furnish a convenient and ornamental support for button-hooks, and also a pincushion which will not be liable to be lost or mislaid, whereby such necessities or conveniences of the toilet  
20 as pins and button-hooks may be at hand when wanted.

In the drawings, Figure 1 is a perspective view of my pincushion and button-hook holder or rack projecting from an ornamental tablet. Fig. 2 is a plan of the cushion, its frame and rack removed from the tablet. Fig. 3 is a section on line *x x*, Fig. 2, of the cushion, frame, and rack.

A represents the pincushion, which is composed of a piece of cork, B, or of other light and easily-penetrable material, covered by a piece of fabric, C, preferably of ornamental color and texture. The cushion is set in a light metallic frame, D, which has a projecting  
35 screw or brad, E, forming a tang.

A rack, F, projects from the frame of the cushion, and this rack may be notched, as at *f f*, to more conveniently hold a number of hooks; or the rack may be made in other, convenient and ornamental form.

40 The screw or brad E has a shoulder, *e*, which limits the distance it will enter into the

article which supports it. This shoulder *e* also serves to hold the ornamental tablet G in place, the screw E passing through a small  
45 hole in the tablet.

The tablet G may be of carved wood, metal, or other ornamental material.

The frame D and rack F, with the screw E attached, may be cast or struck up of metal, 50 and may be ornamented by plating with nickel or silver, or the part may be of brass and highly polished, thus making an attractive as well as useful article.

The screw or brad E may be inserted in a dressing or toilet table, or in the wall, or any place where it may be convenient. The button-hook, glove-hook, &c., may be hung to the rack F, or may lie across said rack.

I claim—

1. The combination, with the ornamental tablet G, of the frame D, having tang E and shoulder *e*, and the projecting rack F, substantially as described. 60

2. The metallic frame D, having a pincushion therein, and having the screw-threaded tang E, with shoulder *e*, and the projecting rack F, provided with notches *f*, the whole forming a bracket, pincushion, and button-hook holder, substantially as described. 70

3. As a new article of manufacture, a pincushion composed of cork having a textile covering, a metallic frame to said cushion, having a button-hook rack partially surrounding said frame, and a screw-threaded tang projecting from the side of the frame opposite the rack, all substantially as shown and described. 75

In testimony whereof I affix my signature in presence of two witnesses.

WILLIAM GOODFELLOW.

Witnesses:

JACOB M. LAYTON,  
DAVID SWORDS.