

(No Model.)

W. M. HAMILTON.

BASKET.

No. 317,455.

Patented May 5, 1885.

Fig. 1.

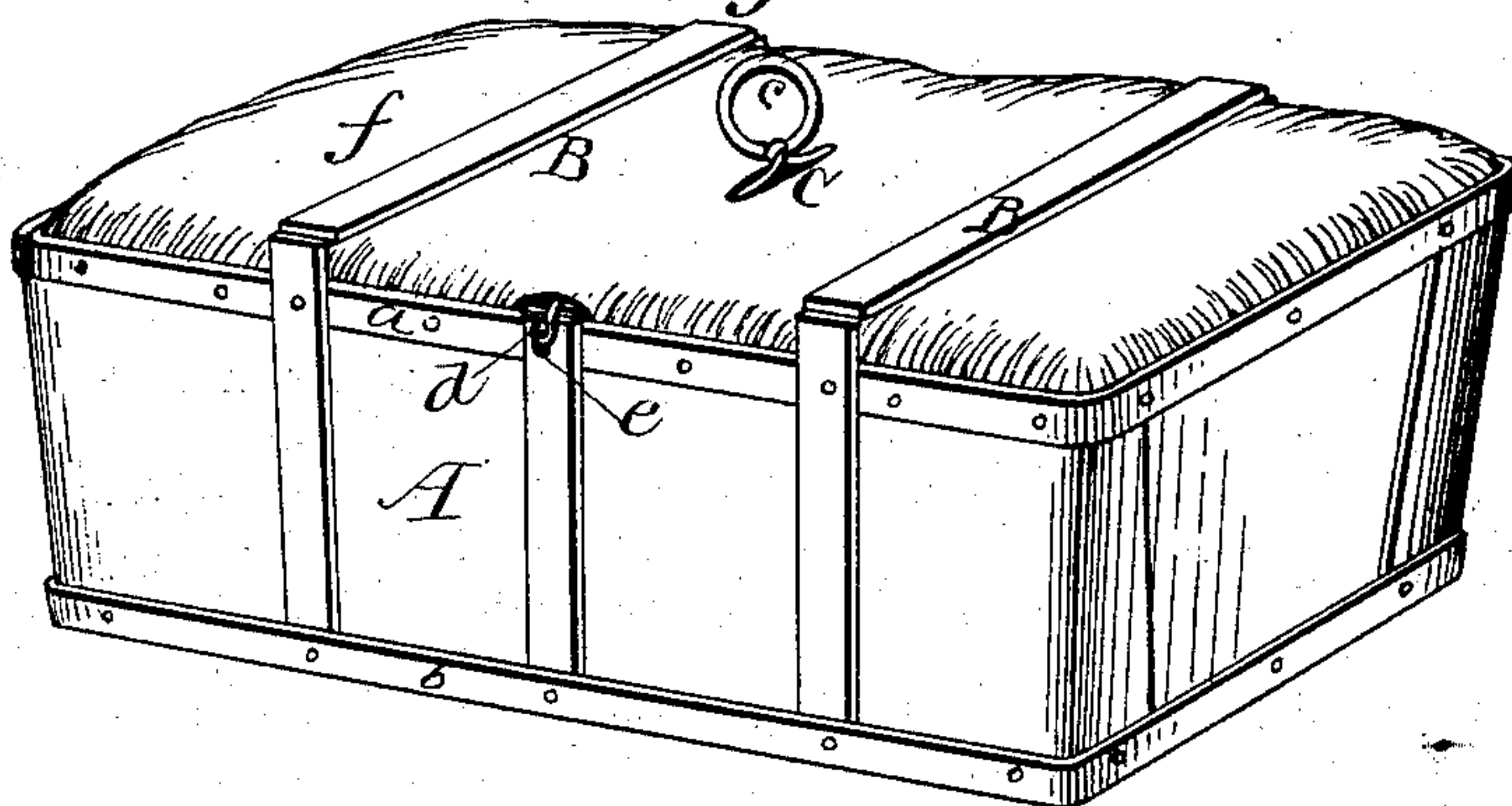


Fig. 3.

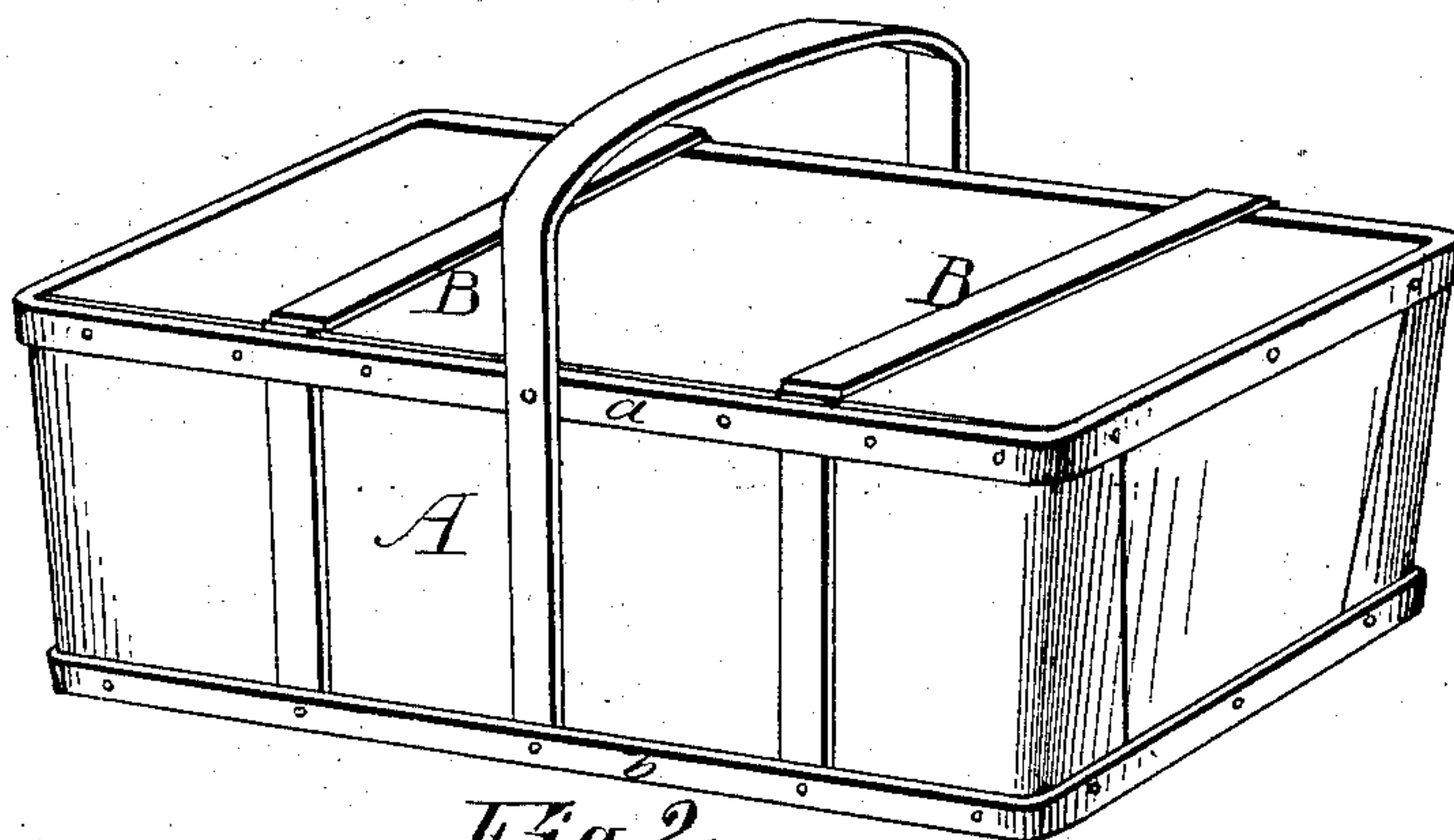
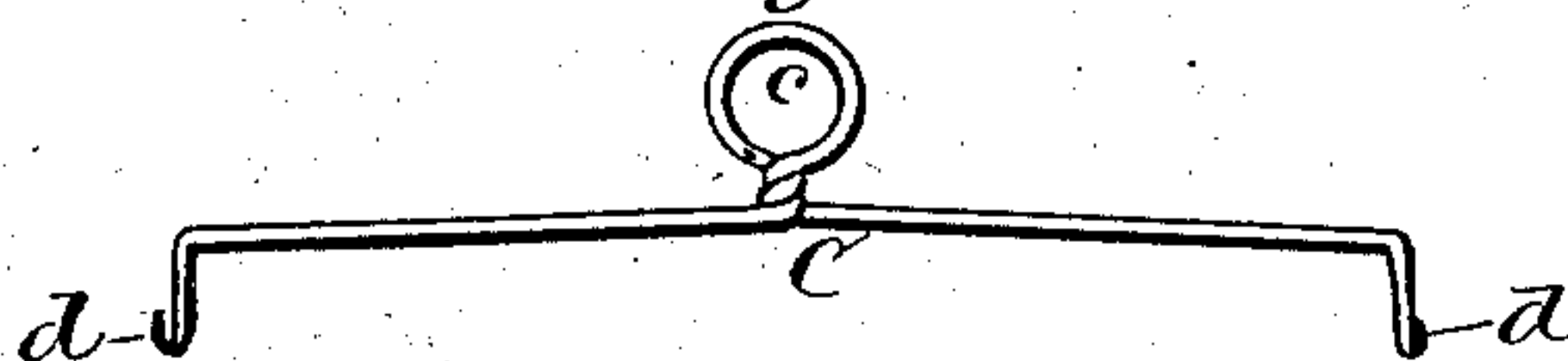


Fig. 2.

Witnesses,

W. M. Hayden
F. R. Subitts

Inventor.

William M. Hamilton
per Geo. W. Tibbitts

UNITED STATES PATENT OFFICE.

WILLIAM M. HAMILTON, OF EUCLID, OHIO, ASSIGNOR OF ONE-HALF TO
EDWARD D. PELTON, OF SAME PLACE.

BASKET.

SPECIFICATION forming part of Letters Patent No. 317,455, dated May 5, 1885.

Application filed February 6, 1885. (No model.)

To all whom it may concern:

Be it known that I, WM. M. HAMILTON, of Euclid, in the county of Cuyahoga and State of Ohio, have invented certain new and useful Improvements in Baskets, of which the following is a specification.

These improvements consist in the combination, with a basket and cover, of cross strips placed over from side to side, and having their ends reaching down the sides of the basket and their points tucked inside of the lower hoop or band and secured with a tack. The objects of said cross-strips are to stiffen or brace the sides of the basket, and to furnish a support for setting filled baskets upon one another, and also to hold or assist to secure the cover onto the basket. They further consist in providing a wire bail or handle which takes up but little room, and enables the basket to be covered with paper in a better and more convenient manner.

Said improvements are constructed and applied to splint baskets in the manner herein-after fully described and claimed.

In the accompanying drawings, Figure 1 is a perspective view of a basket having my improvements attached. Fig. 2 is also a perspective view of a basket having the ordinary wood handle and provided with the aforesaid cross-strips. Fig. 3 is a detached view of the wire bail.

A is the body of a basket, which may be made of thin wood or wooden splints; the top and bottom edges are provided with hoops or bands *a b*.

B B are cross-strips placed across the top of the basket. They are cut or scored partly through at the bends or corners, and their ends reach down the sides of the basket, and the points or ends are tucked in between the band or hoop *b* and the body or side, and are secured with a tack therein.

C is a wire bail or handle, which consists of a piece of stiff wire having a loop or ring, *c*, bent and twisted in its central part and attached at its ends to the sides of the basket by means of hooks formed on the ends and fastened by staples driven into the upper band.

The special advantage in using this bail or handle is that the basket may be covered with paper, and the said ring or loop *c* extended upward through a slot in the central part of the paper.

The aforesaid cross-pieces B serve to hold the paper on and furnish a support for setting baskets upon one another without liability to crushing the contents.

For shipping purposes these baskets are superior to others.

Having described my invention, I claim—

The combination, with basket A, provided with hoops or bands, *a b*, of the cross-strips B B, arranged to tuck under the said hoops or bands, as shown and described.

WM. M. HAMILTON.

Witnesses:

W. M. HAYDEN,
GEO. W. TIBBITTS.