

(No Model.)

G. W. SCALES.

COIN ATTACHMENT FOR POCKET BOOKS.

No. 316,664.

Patented Apr. 28, 1885.

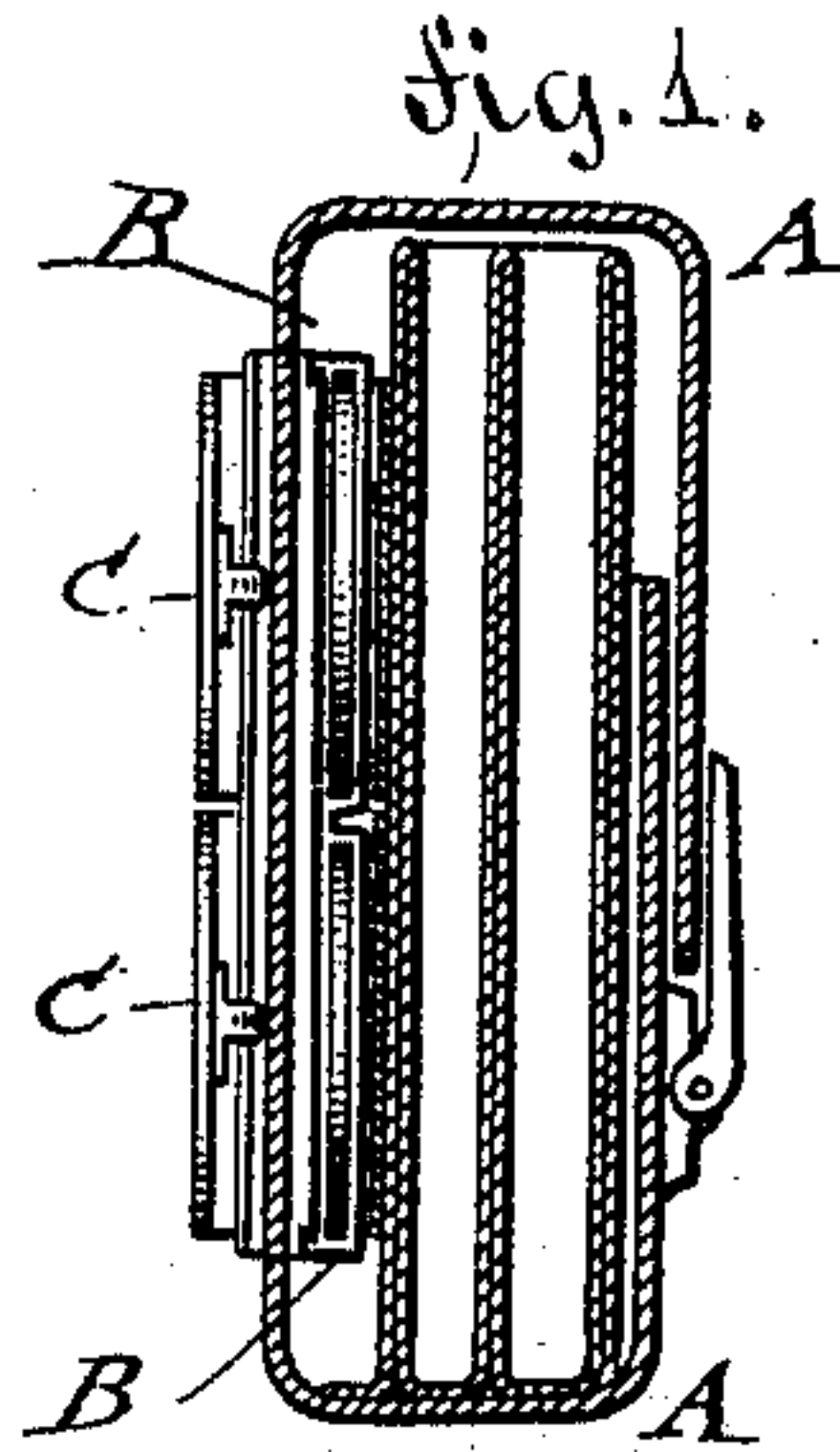


Fig. 2.

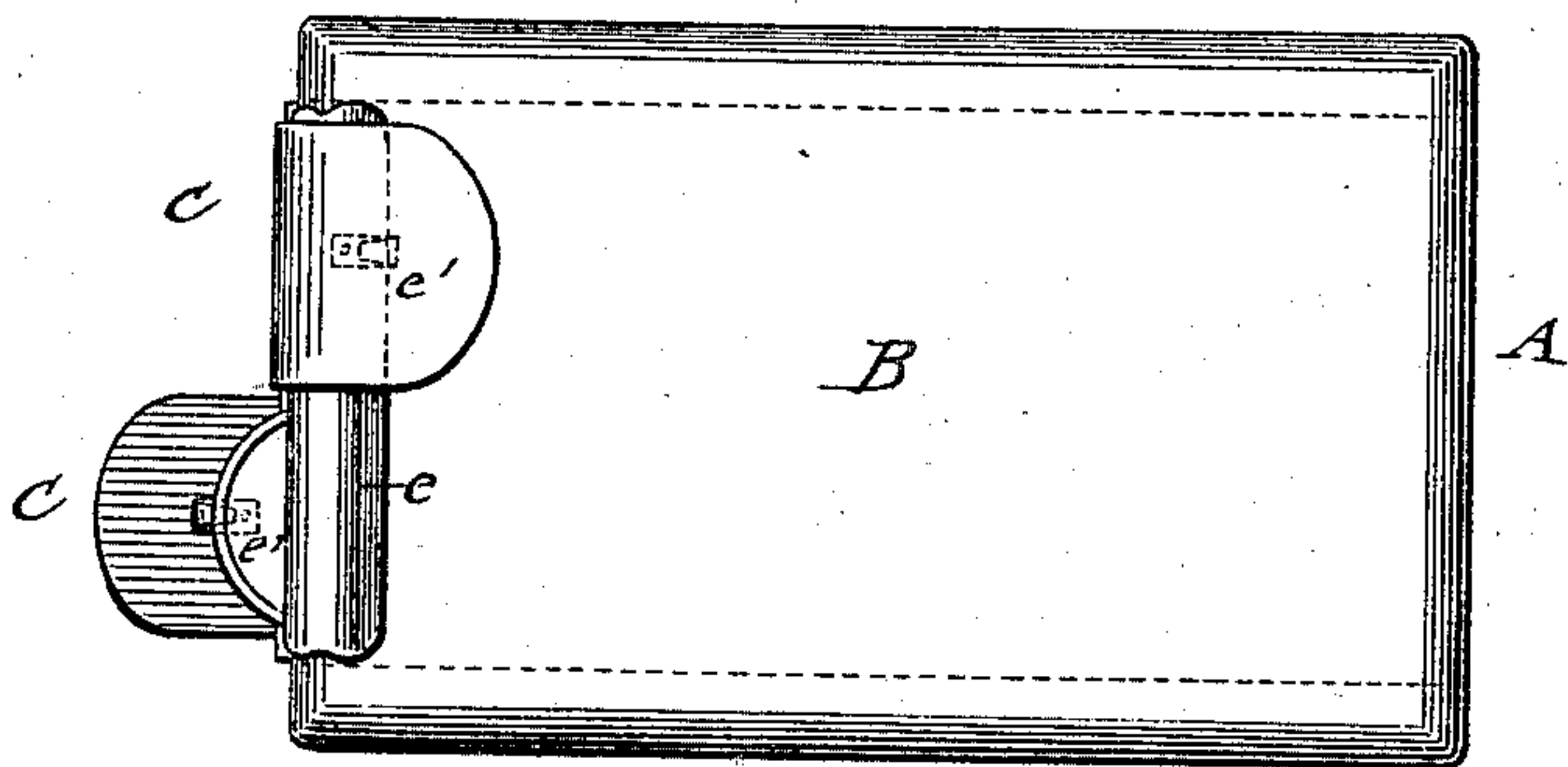


Fig. 3.

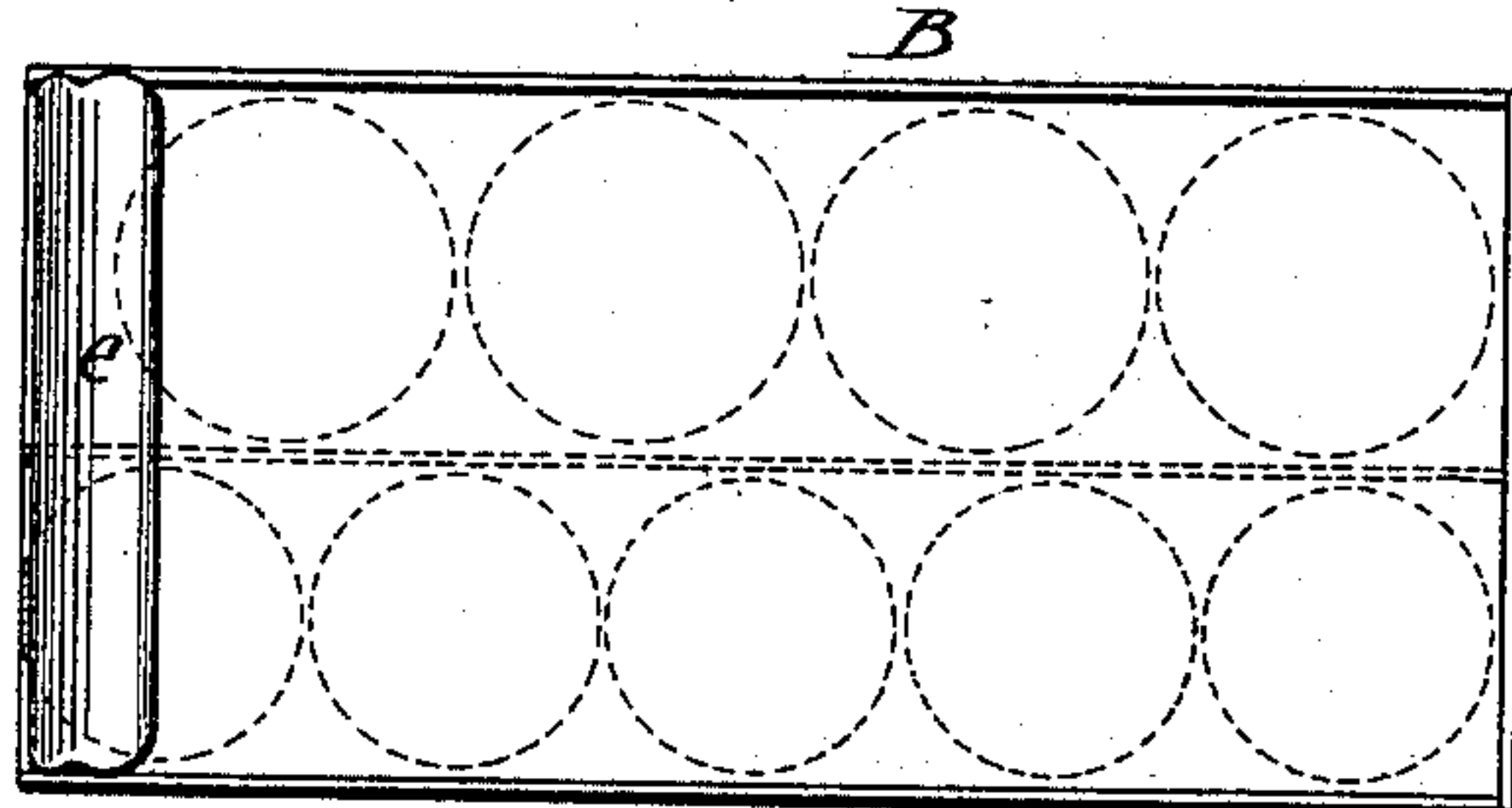


Fig. 4.

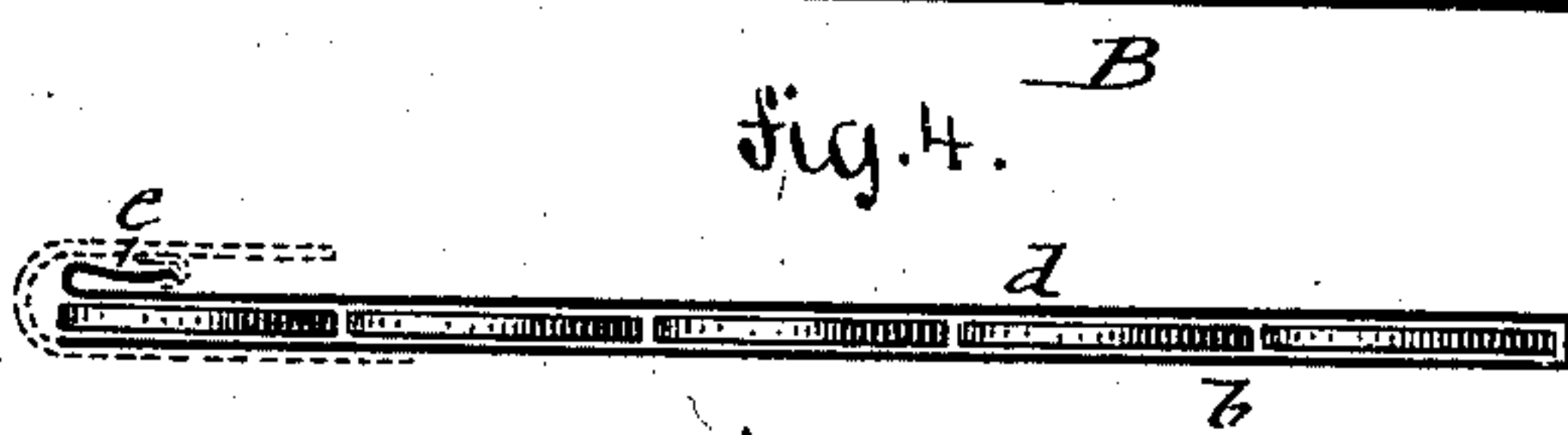
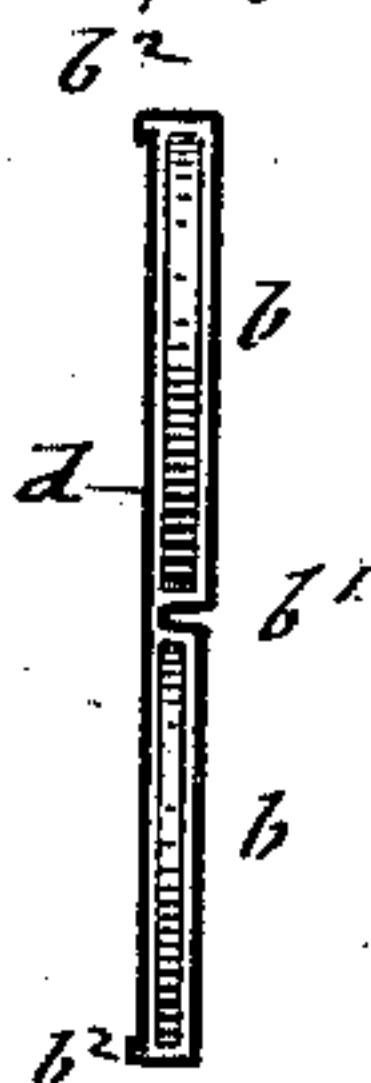


Fig. 5.



WITNESSES

For. H. Rosenbaum.
Martin Petry.

INVENTOR

George W. Scales

By *his* Attorneys

Super & Raegner

UNITED STATES PATENT OFFICE.

GEORGE W. SCALES, OF LAFAYETTE, NEW JERSEY.

COIN ATTACHMENT FOR POCKET-BOOKS.

SPECIFICATION forming part of Letters Patent No. 316,664, dated April 28, 1885.

Application filed February 17, 1885. (No model.)

To all whom it may concern:

Be it known that I, GEORGE W. SCALES, of Lafayette, in the county of Hudson and State of New Jersey, have invented certain new and useful Improvements in Coin Attachments to Pocket-Books, of which the following is a specification.

This invention relates to an improved attachment for pocket-books, by which a number of small coins of different denominations may be stored away for readily making change in paying car-fares and the like without necessitating the displaying the contents of the pocket-book or purse; and the invention consists of a pocket-book or purse provided with one or more coin-holding tubes of different width for coins of different denominations, each tube being provided with a closing-flap that extends over the end of the coin-tube, and with means for fastening said flaps to the tubes.

In the accompanying drawings, Figure 1 represents a vertical transverse section of a pocket-book with my improved coin-holding attachment. Fig. 2 is a rear view of the same; and Figs. 3, 4, and 5 are respectively a side view, a vertical longitudinal section, and a vertical transverse section of the coin-holding attachment.

Similar letters of reference indicate corresponding parts.

Referring to the drawings, A represents a pocket-book or purse, and B a coin-holding attachment that is arranged at one of the walls of the pocket-book or purse. The attachment B is made of sheet metal, preferably of a main plate, *b*, having a raised longitudinal rib, *b'*, and overlapping side and end flanges, *b²*, and of a covering-plate, *d*, that is retained by the overlapping end flanges, *b²*, as shown in Fig. 4. The ribbed plate *b* and top plate, *d*, form longitudinal coin-tubes of different width for storing therein coins of different denominations used as change—such as dimes and nickels. One, two, or more coin-tubes may be arranged, according to the size of the pocket-book or purse. The coin-tubes are closed at one end and open at the opposite end for inserting the coins to be stored therein. Each individual tube is provided with a separate closing-flap, C, which is attached by any suitable means to the open ends of the coin-tubes, so as to close the same.

In the drawings, the covering-plate of the attachment B is shown with a backwardly-

bent flange, *e*, at the open end of the coin-tubes. A hook, *e*, is attached to each flap C for locking over the flange and closing the flap. Any other suitable fastening device may be used, such as a spring-clasp and the like.

The advantages of my improved coin-holding attachment to pocket-books are that coins of smaller denominations may be taken from the pocket-book in a very convenient manner by simply opening the corresponding coin-tube and allowing one of the coins to slide out, after which the tube is closed again. This is accomplished without opening the book and exposing the contents of the same.

The coins received in change are stored away by inserting them into the different coin-tubes.

Having thus described my invention, I claim as new and desire to secure by Letters Patent—

1. The combination, with a pocket-book, of a coin-holding attachment consisting of coin-tubes of different width, closed at one end and open at the other end, and having individual closing-flaps at the open end of each coin-tube, substantially as set forth.

2. A coin-holding attachment for pocket-books and purses, consisting of coin-tubes of different width, closed at one end, and provided at the other open end with a closing-flap for each tube, and with means, substantially as described, for attaching the flaps to the tubes, substantially as set forth.

3. A coin-holding attachment for pocket-books and purses, consisting of coin-tubes of different width, closed at one end, and provided at the opposite end with a bent flange, and of closing-flaps, one for each tube, having hooks for locking the flaps to the flange, substantially as set forth.

4. A coin-holding attachment for pocket-books and purses, consisting of a bottom plate having side flanges and longitudinal separating-ribs, and a top plate secured to the bottom plate, said coin-holding tubes being closed at one end and open at the other end, and provided with a bent flange at the latter end, substantially as set forth.

In testimony that I claim the foregoing as my invention I have signed my name in presence of two subscribing witnesses.

Witnesses: GEORGE W. SCALES.
PAUL GOEPEL,
CARL KARP.