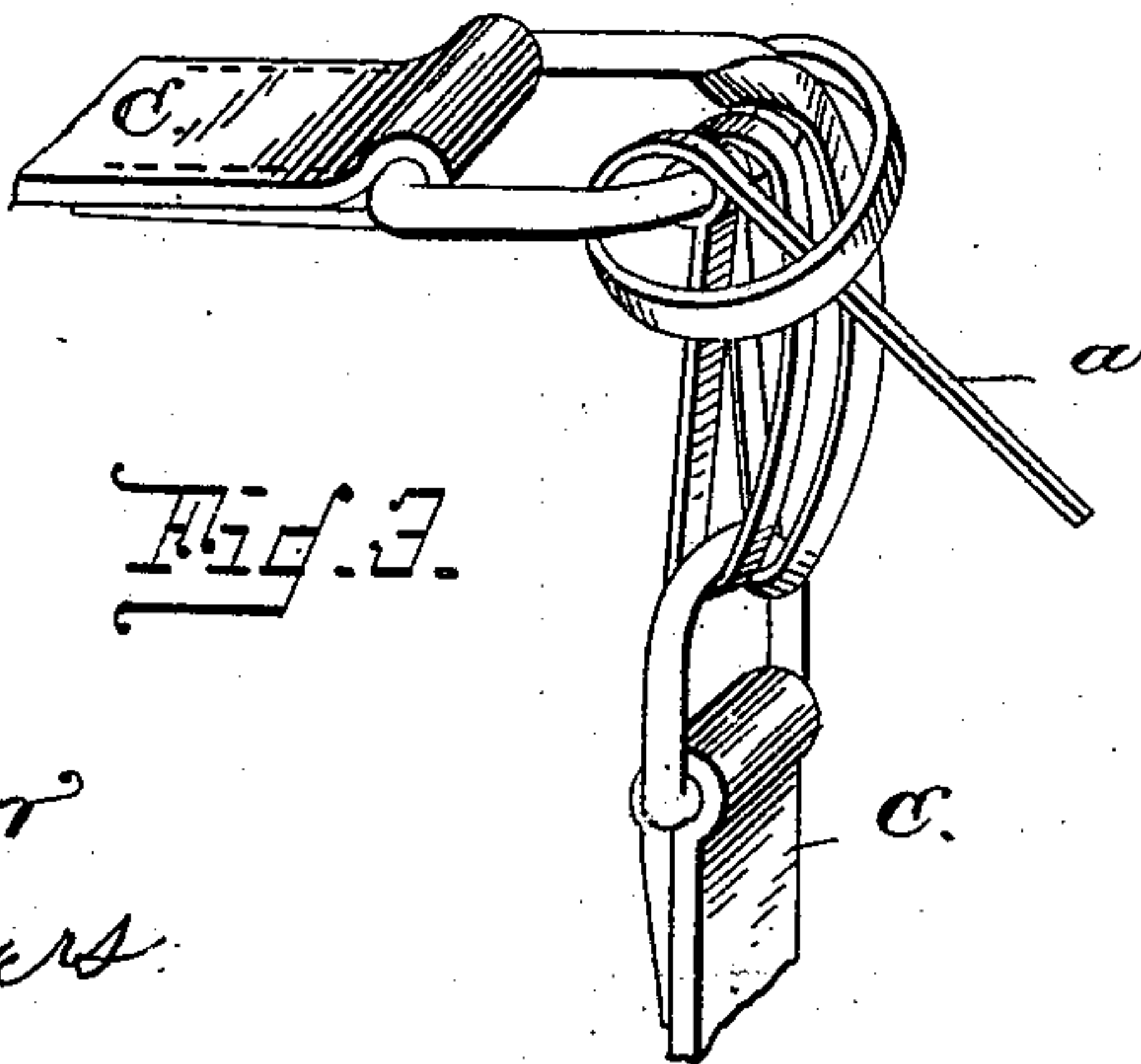
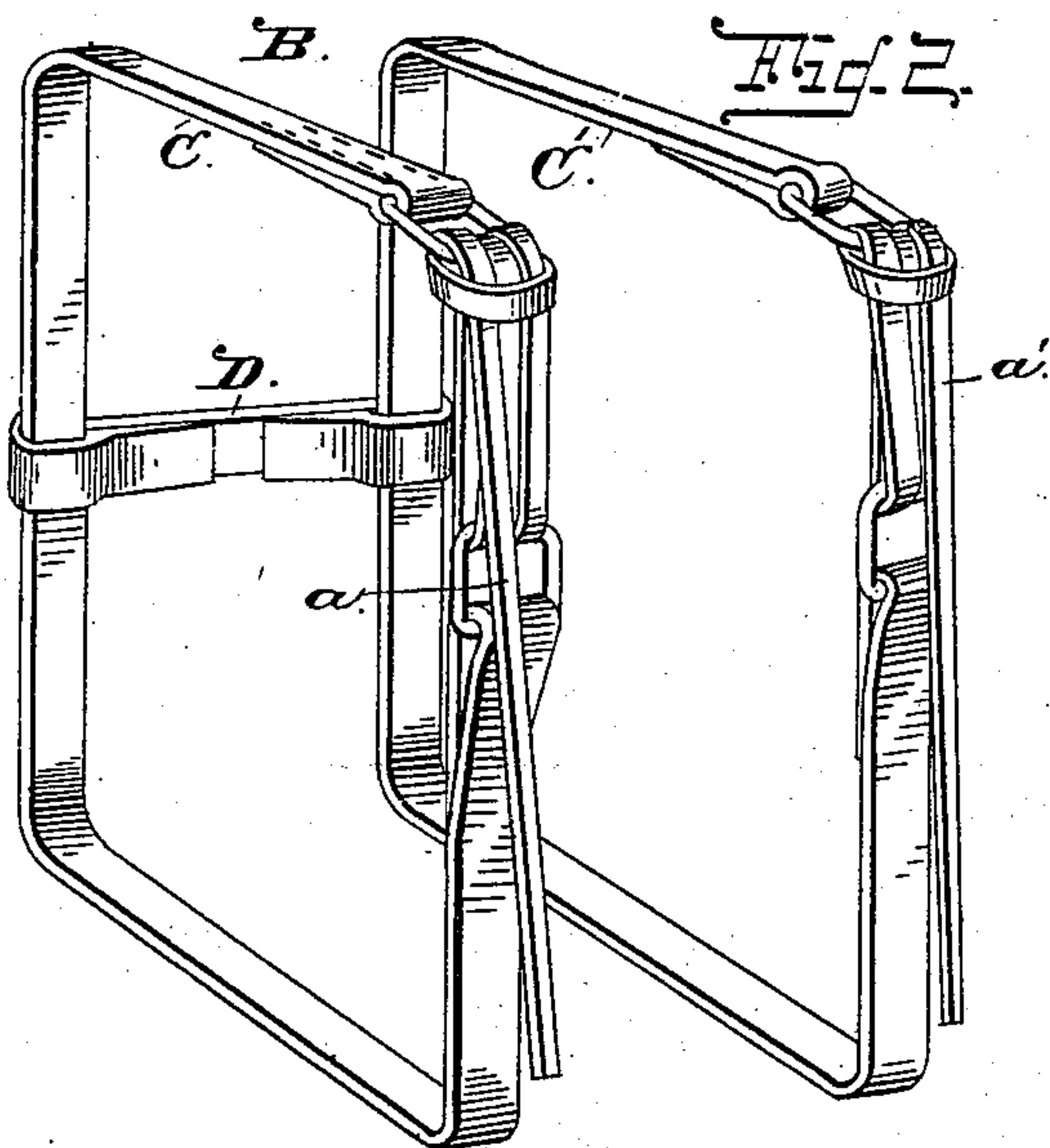
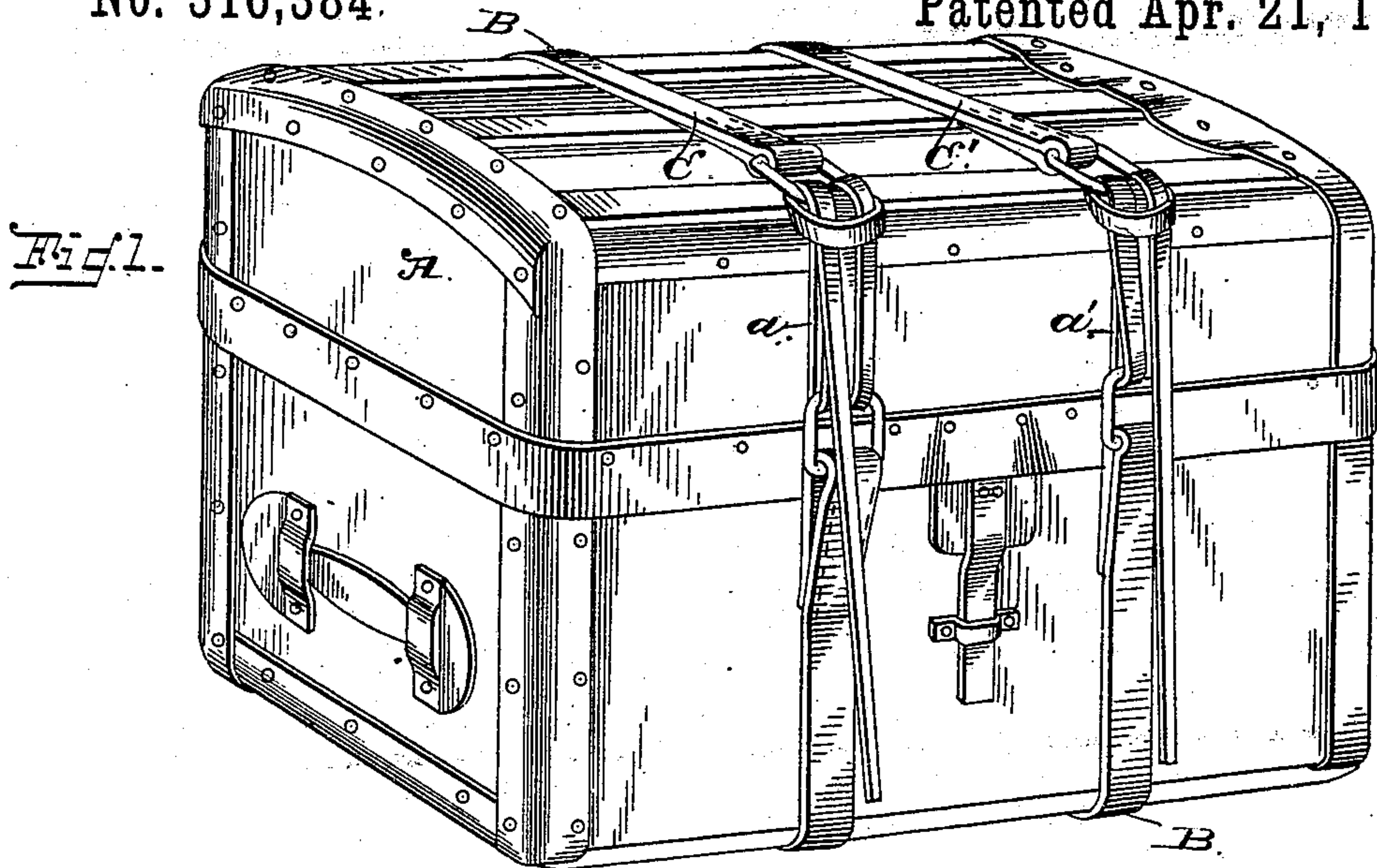


(No Model.)

W. J. MUNCEY.  
TRUNK STRAP.

No. 316,384.

Patented Apr. 21, 1885.



WITNESSES  
*M. E. Fowler*  
*E. G. Siggers*

INVENTOR  
*W. J. Muncy*  
By his Attorneys  
*C. A. Brown & Co.*

# UNITED STATES PATENT OFFICE.

WILLIAM JASPAR MUNCEY, OF GUNNISON CITY, COLORADO.

## TRUNK-STRAP.

SPECIFICATION forming part of Letters Patent No. 316,384, dated April 21, 1885.

Application filed February 26, 1885. (No model.)

*To all whom it may concern:*

Be it known that I, WILLIAM J. MUNCEY, a citizen of the United States, residing at Gunnison City, in the county of Gunnison and State of Colorado, have invented a new and useful Improvement in Trunk-Straps, of which the following is a specification, reference being had to the accompanying drawings.

My invention relates to trunks, and more particularly to an improved means for securing the lid of the trunk in place, and to brace and strengthen the trunk, so that it will not be likely to be broken while being transported.

The object of the invention is to provide improved means for the purpose above mentioned which shall be simple and cheap in their construction, readily and easily applied, strong and durable, and one that cannot possibly become accidentally unfastened.

The invention consists in certain details of construction and combinations of parts hereinafter fully described, and pointed out in the claims.

In the drawings, Figure 1 is a perspective view of my invention, showing the same applied to a trunk. Fig. 2 is a detail view of the same detached, and Fig. 3 shows the manner of securing the ends of the strap together.

In the accompanying drawings, in which like letters of reference indicate corresponding parts in all the figures, A represents the trunk, which may be of any suitable construction.

B represents my improved fastening, which consists of two straps, C C', of leather, and carrying at their ends metal rings, which may be sewed, riveted, or otherwise firmly attached to the said ends of the straps C C'. Attached in any suitable manner to the upper rings of the straps C C' are thongs a a', which are of soft, smooth, flexible leather, and in size somewhat smaller than the straps C C'.

The straps C C' are held against lateral dis-

placement by means of a guide-strap, D, having eyes or loops in its ends for the passage of said straps, thus holding them in their proper relative positions.

The manner of securing the straps C C' around a trunk is as follows: The thongs a a' are passed through the lower rings from the inner side thereof, then up through the upper rings from the outer side thereof, down through the lower rings from the inner side thereof, and then pulled taut. The thongs are then passed up through the upper rings from the outer side thereof, and then carried to the opposite side of the ring and inserted through the same from the inner sides of the same, and the free ends of the thongs are passed beneath the lapped portion, thus holding the thongs in place, and the greater the strain the tighter the thongs are drawn.

By this arrangement the securing and strengthening or bracing straps are held firmly in position, and the use of buckles avoided. It binds together with great power all the different portions of the trunk, and takes off all strain from the lock, hinges, and joints, and prevents the trunk from being broken by the rough usage to which it is subjected during transportation.

Having fully described my invention, what I claim as new, and desire to secure by Letters Patent, is—

The trunk-strap described, consisting of the straps C C', carrying rings at their ends, thongs of flexible leather secured to the rings at one end of the strap, and the guide-strap D, connecting the said straps C C', substantially as set forth.

In testimony that I claim the foregoing as my own I have hereto affixed my signature in presence of two witnesses.

WILLIAM JASPAR MUNCEY.

Witnesses:

H. BRAGG,

TERRENCE CONNOLLY.