

(No Model.)

F. G. CART.
COLLAR BUTTON.

No. 315,907.

Patented Apr. 14, 1885.

Fig. 1.

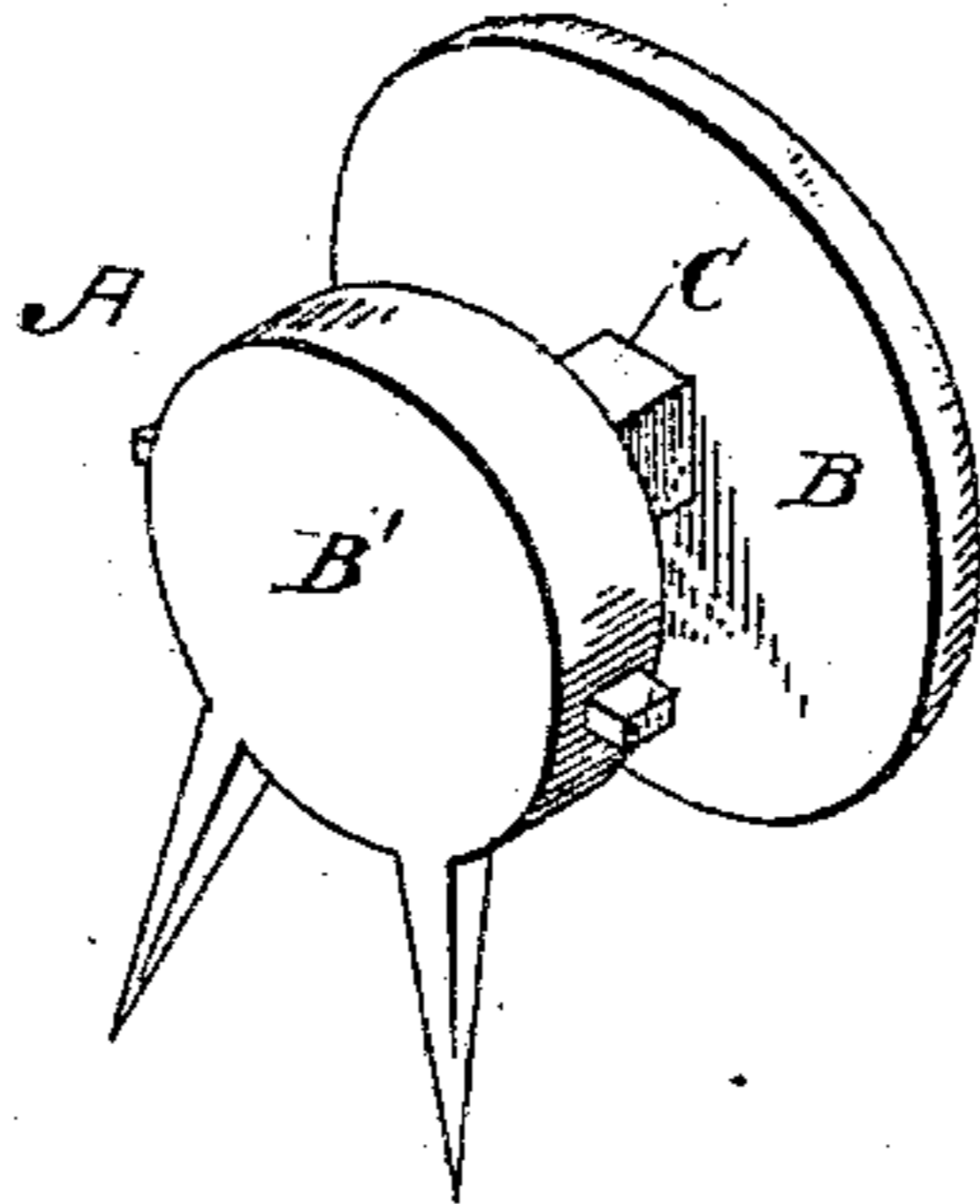


Fig. 2.

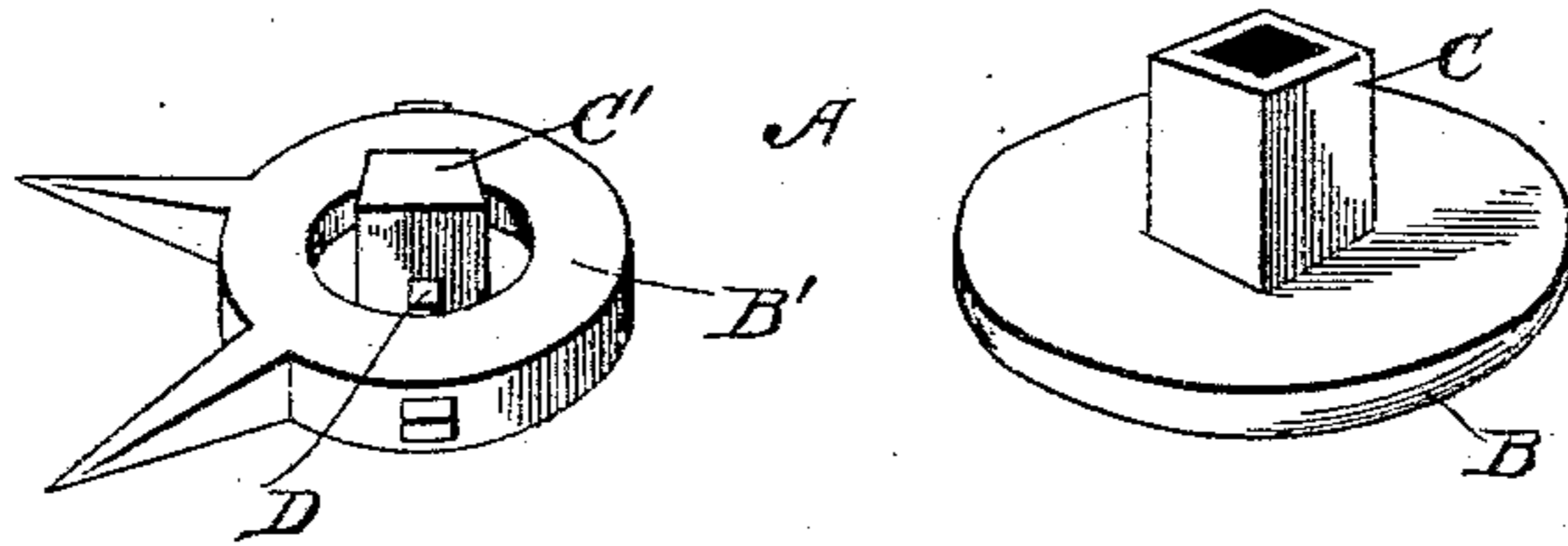


Fig. 3.

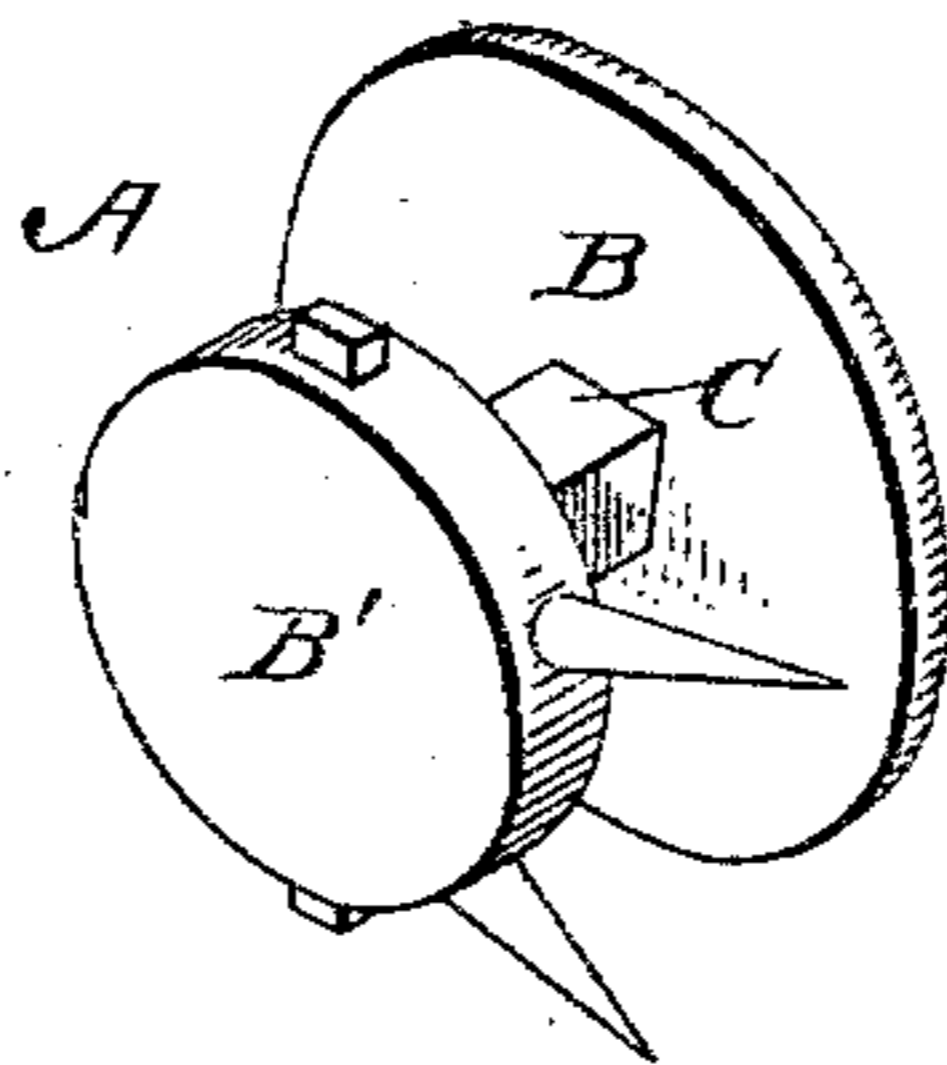
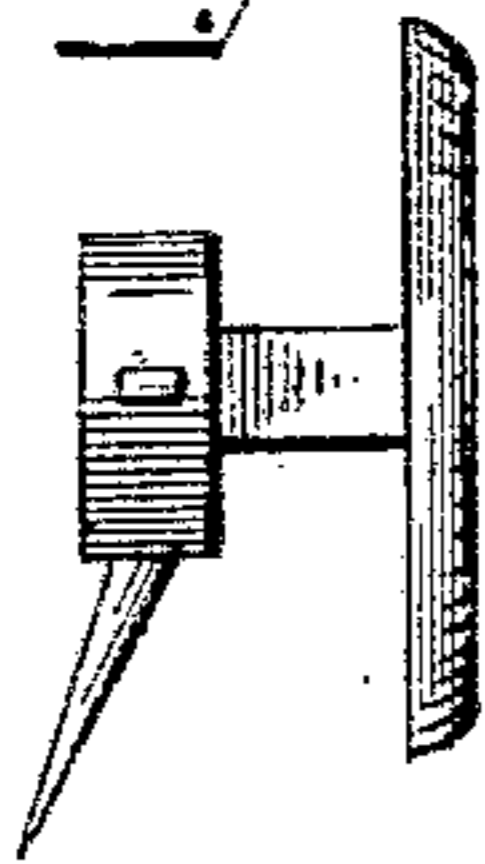


Fig. 4.



WITNESSES:
W. H. Mortimer,
E. L. Siggers.

INVENTOR:
Francis G. Cart,
By his Attorneys
C. A. Snow & Co.

UNITED STATES PATENT OFFICE.

FRANCIS GUERNI CART, OF CHARLESTON, SOUTH CAROLINA.

COLLAR-BUTTON.

SPECIFICATION forming part of Letters Patent No. 315,907, dated April 14, 1885.

Application filed February 4, 1885. (No model.)

To all whom it may concern:

Be it known that I, FRANCIS G. CART, a citizen of the United States, residing at Charleston, in the county of Charleston and State of South Carolina, have invented a new and useful Improvement in Collar-Buttons, of which the following is a specification, reference being had to the accompanying drawings.

This invention relates to collar-buttons; and it has for its object to provide an improved device of this character which will serve to fasten or hold the cravat or scarf from upward or lateral movement.

To this end the said invention consists in certain details of construction and combination of parts, as hereinafter set forth, and particularly pointed out in the claims.

In the accompanying drawings, Figure 1 is a perspective view of a collar-button of that class known as the "separable" with my improvement applied thereto. Fig. 2 is a similar view showing the parts of the button detached. Fig. 3 is a detail view of a modified form. Fig. 4 is a side view of Fig. 3.

Like letters are used to indicate corresponding parts in the several figures.

Referring to the drawings, A designates a collar-button of that class known as the "separable," comprising the inner large head or disk, B, and the outer and smaller head or disk, B', each of which is provided with an outwardly-extending stem or shank, C C'. The shank C of the inner head or disk, B, is hollow to receive the solid post, stem, or shank C' of the outer head or disk, a suitable spring-catch, D, (the construction of which is not necessary to be shown here, as it is of the usual form,) being adapted to hold the two stems or shanks together in the usual manner. This is the usual form and construction of separable buttons, and forms no part of my invention.

It is well known that by reason of the circular form of the two stems or shanks C C', one fitting within the other, the outer head or disk, B', is allowed a free rotary movement. This may be desirable for some purposes; but in the present case it is highly objectionable, and to avoid the same I prefer to construct the two stems or shanks square in cross-section, so that when fitted together by the aforesaid catch D both stems will be practically

rigid and cannot turn in the manner above stated.

The lower peripheral edge of the outer head or disk, B', is provided with two prongs, which are preferably formed therewith, as shown in Figs. 1 and 2. These prongs are arranged on the edge of the outer head, B', on each side of the central or middle line, and extend downward and outward in an inclined line, the lower ends of the two prongs being spread out laterally away from each other.

As shown in Fig. 3, I may attach the prongs to the peripheral edge of the outer head or disk, B', in place of forming them integral therewith, as above described; and to do this the edge of the disk is drilled with suitable holes or openings, into which are inserted the ends of the prongs, solder being used to bind the connection. In either case the same object is produced and attained.

It will be observed that the prongs are inclined outwardly as well as laterally, and engage the scarf or cravat on each side of the central or middle line of the button, and by that means the button will be held true and not shift from side to side.

My improvement can be also used on collar-buttons wherein the parts are not separable, as above described, as the two prongs, being only one-fourth of an inch in length, could be easily inserted in the button-hole without hindering the insertion of the outer head of the button.

I am aware that it is not broadly new to construct separable buttons with square or rectangular shanks to prevent the heads or disks from turning. Furthermore, it has been proposed to provide the face of the outer head or disk with two prongs; but I am not aware that it is old to provide a collar-button with two prongs projecting radially from the edge of the outer head or disk, so as to come on both sides of the middle or central line of the button. By having the prongs depending from the edge of the outer head or disk there will be room left to manipulate the catch which holds the sections of the button together. Furthermore, the prongs will not be in the way so as to stick in the fingers of the wearer when adjusting the button. The radial arrangement of the prongs enables the

same to catch in the inner face of the scarf or cravat on opposite sides of said button, and in this manner the connection between the parts will insure against the turning of the button in the button-hole, and likewise prevent the shifting or moving the scarf from side to side.

When applying the improvement to buttons not classed as separable, the arrangement of the prongs on the edge of the outer head or disk will enable the same to be inserted through the button-hole with ease and facility. Since the prongs depend from the edge of the outer disk, they will be covered by the scarf and not exposed, as would be the case were they to extend from the face of the disk. By combining this feature with the special construction of the separable button having square shanks the outer head or disk will not turn or rotate, but will be held practically rigid, so that the prongs cannot move laterally when applying the scarf. Moreover, there will be less liability of the button turning in the button-hole, so as to cause the cravat or scarf to "hitch" up or move to one side.

Having described my invention, I claim—

1. The herein-described collar-button having two pointed prongs depending from the periphery or edge of the outer head or disk on each side of the central or middle line of said head or disk, said prongs being inclined forward, and also diverging outward from the point of attachment, as and for the purpose set forth.

2. The combination, with the separable button comprising the inner and outer heads or disks and the connecting-stems, the latter being square in cross-section, so that said heads will not be permitted to turn, of two prongs depending from the edge of the outer head or disk and inclining or diverging laterally outward from the point of attachment, as and for the purpose set forth.

In testimony that I claim the foregoing as my own I have hereto affixed my signature in presence of two witnesses.

FRANCIS GUERNI CART.

Witnesses:

T. STREET BURDELL,
A. M. LEE, Jr.