

(No Model.)

B. BROWER.

FAN HOLDER.

No. 315,899.

Fig. 1. Patented Apr. 14, 1885.

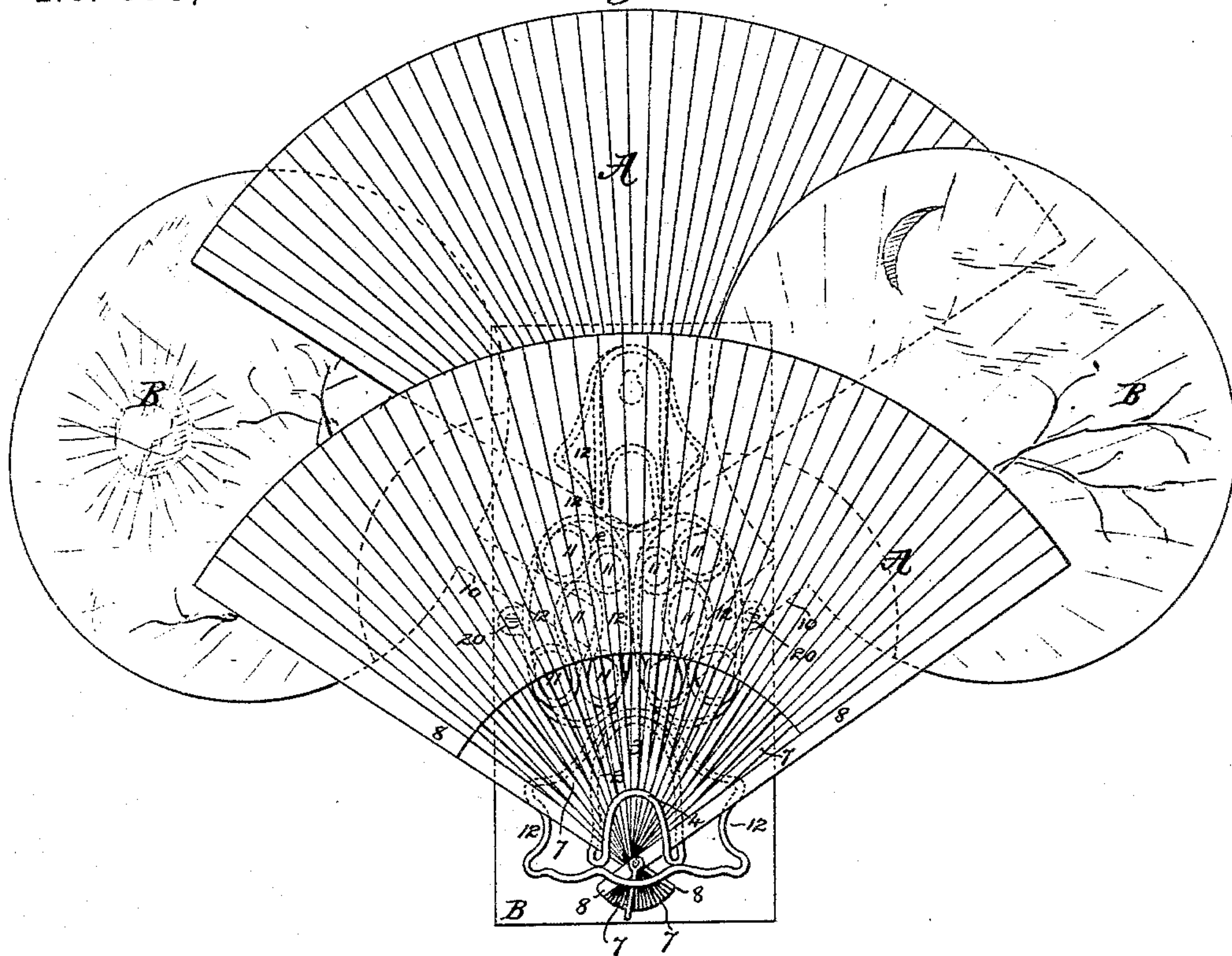


Fig. 2.

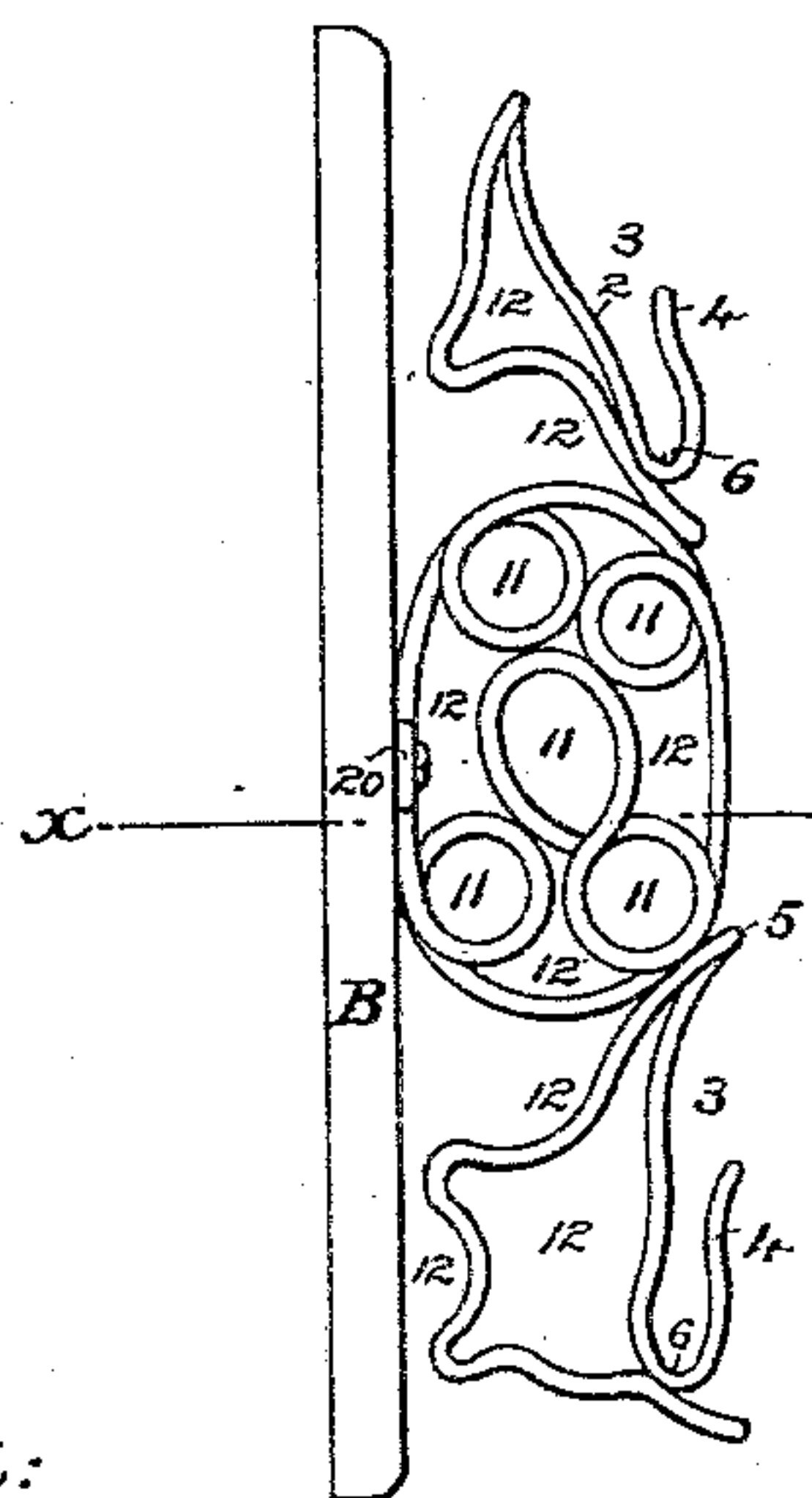


Fig. 4.

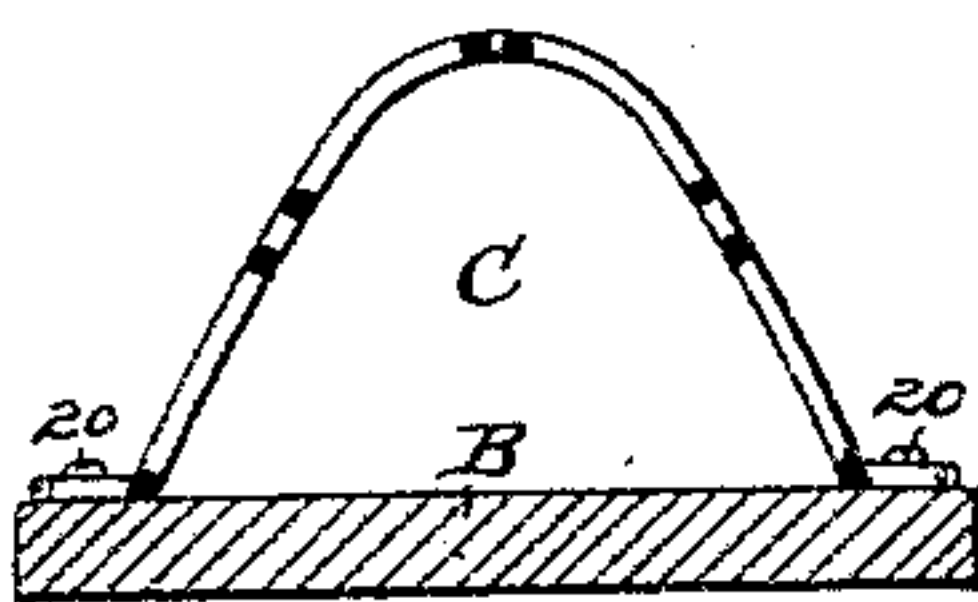
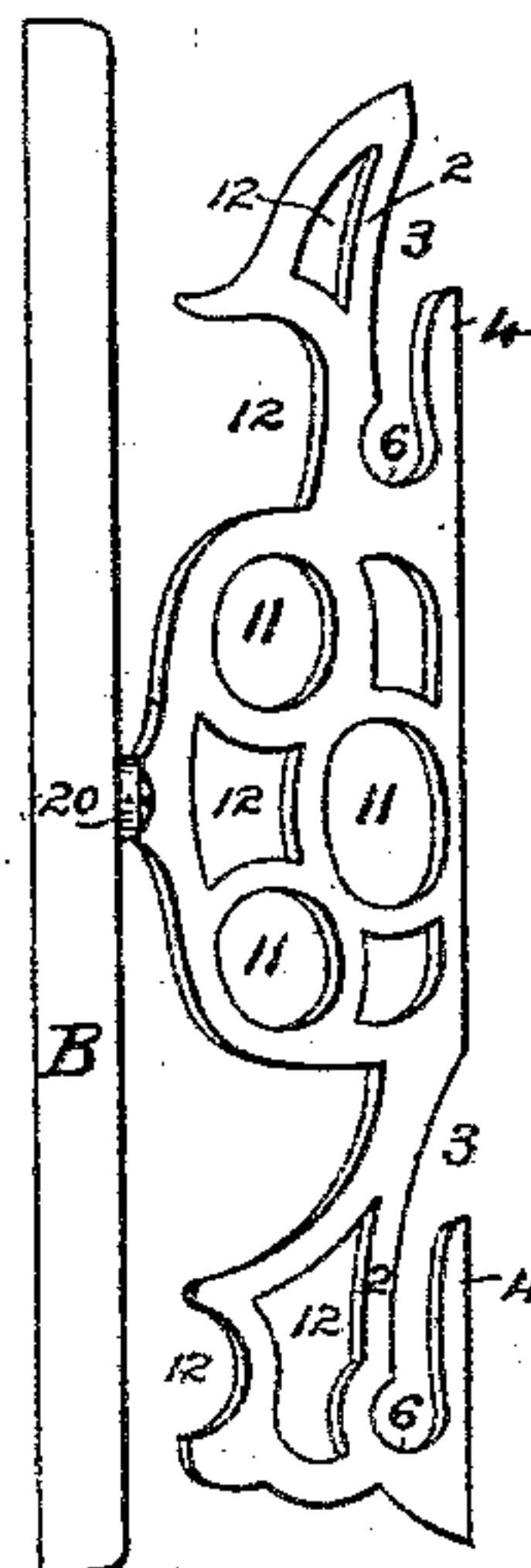


Fig. 3



Attest:

Geo. H. Graham

T. H. Palmer

Inventor,

Bloomfield Brower

39 Munson & Philipp

Atty.

UNITED STATES PATENT OFFICE.

BLOOMFIELD BROWER, OF NEW YORK, N. Y., ASSIGNOR OF ONE-HALF TO
EDWARD GREEY, OF SAME PLACE.

FAN-HOLDER.

SPECIFICATION forming part of Letters Patent No. 315,899, dated April 14, 1885.

Application filed December 7, 1883. (No model.)

To all whom it may concern:

Be it known that I, BLOOMFIELD BROWER, a citizen of the United States, residing in the city of New York, county of New York, and State of New York, have invented certain new and useful Improvements in Fan-Holders, fully described and represented in the following specification and the accompanying drawings, forming a part of the same.

In said drawings, Figure 1 is a front elevation showing the holder in use, its parts obscured by the fans being delineated in dotted lines. Fig. 2 shows a side elevation of the holder when constructed of wire, bent, coiled, or twisted into proper shape. Fig. 3 represents by a side elevation a holder constructed by casting, and Fig. 4 is a transverse section on line *x* of Fig. 2.

Since the general introduction into the country of the fans of the East, which present not only a large variety of shapes, but exceedingly ornamental and highly artistic surface-ornamentation, it has become almost a universal custom to use such fans as a means of ornamenting rooms by attaching them to the walls, generally in artistic groupings. In securing them in place it has been common to use nails or pins driven through some part of the fans and into the wall. This mode of fastening not only injures the fans and disfigures the walls, but affords at best but a weak means of holding the fans in place, as light gusts of wind or slight handling suffice to either disturb the arrangement or cause one or more to become detached.

The object of my improvement is the provision of a holder that may be attached to the wall or to a piece of furniture, and provide a rigid holder for supporting groupings of fans or other objects having handles, in which they may be secured by mere insertion into sockets or rests.

The invention consists in a holder having one or more rests adapted to receive the ordinary folding fan and support the same when spread open, and with sockets adapted to receive and support fans having projecting handles or sticks, and a back board in connection with such device.

Assuming that there may be one or more

of the rests for the spread or folding fans, as A, with a plurality of sockets for the straight-handled fan, as B, I will proceed to describe the embodiment of the invention as herein illustrated.

In its general configuration the holder has an arched form transversely, as appears from Fig. 4. This is for the purpose of providing a space, C, for the inward-projecting parts of the fans, and to give an angular direction to their bodies, that the ornamental groupings may be enhanced.

The rests for the spread or folding fans A consist of back bars, 2 2, and a central tongue, 4, between the contiguous side edges of which the side sticks, 8, of the fan are embraced, a recess, 3, being also provided for the introduction of the projecting butts of the spread body and side sticks, 7 8, so that the same may pass behind the tongue 4, and the sticks 8 be seated in the bends 6. The sockets for the sticks 10 of the fans or parasols and the like consist of holes, as 11, provided in the sides of the body portion of the holder.

The structure illustrated in Figs. 1, 2, and 4 shows the holder as constructed from wire, convoluted-shaped and secured so as to form the tongues 4 and side bars, 2, of the rests for the folding fans, and to form the sockets 11 for the sticks of the fans, parasols, and the like. In the structure Fig. 3 these rests and supports are provided by a cast-metal structure, as is indicated by the like use of these letters of reference.

The holder might obviously be made from strong wood, stiff paper, sheet metal, or any other material suitably shaped. The holder is provided with ears 20, by which it may be attached to the wall of a room or surface of a piece of furniture, or to a back board, B, secured by ears, or a hanger, as 25. In either case the surface of the wall, furniture, or back board affords a bearing aiding to support the fan-sticks.

The provision of the rests and sockets thus far described constitutes a complete holder, but the openings 12 are capable of use like the sockets 11, for the support of handled objects, and may or may not be employed as hangers

or supports, according as the extent of the number of objects to be grouped is greater or less than is provided for by the said rests and the sockets 11.

5 In using the holder *n*, folding fan or fans *a* A are first spread open, and then the butt formed by the expanded body and side sticks, 7 8, is first inserted through the recess 3, and lowered behind the tongue until the side sticks, 10 8, rest in the bends 6. Thus seated, the fan will not only be held spread open, but will be slightly curved inwardly, by reason of the pressure of the upper end of the tongue 4, which is bent inwardly to bear its curved end 15 against the body-sticks 7, the flexibility of the frame of the fan enabling this to be effected, and its elasticity acting to hold the fan securely in the embrace of the parts constituting the rest. This forward curving of the fans A, 20 whether one or more be employed, as the two shown, or a third from a rest arranged midway of the body of the holder, forms the base or central portion of a grouping of articles that will form a graceful ornamental device 25 for the ornamentation or decoration of a room or article of furniture.

Stiff fans, as B, or paper parasols, photographs having handles, and like articles may be associated with said folding fans to complete the group, by inserting their handles into 30 the sockets 11, and either allowing the butt-end of said handles to bear against the wall or back board, or be supported in one of the sockets 11 or openings 12, so as to hold the fan or 35 article at the desired angle to produce the effect desired.

The openings 12 may be used as hangers or supports. As hangers they are suitable to hold articles whose handles have curved ends, or in like manner as are the supports 11. 40

By this structure it will be observed that the sockets 11 are arranged in opposite pairs, as are the openings 12, and that these sockets and openings are so disposed by the arched form of the holder as to permit the articles to 45 be arranged in different planes, and thus lap past each other and so spread in an ornamental group.

What is claimed is—

1. A holder consisting of the rest formed by 50 bars, as 2, and a curved tongue, which rest is supported a suitable distance from the wall or back board to provide a space between the rest and back board for the spreading butt of a fan, substantially as described. 55

2. A holder for fans and light articles, provided with one or more rests, 2 4, and one or more sets of opposed sockets, 11, all raised from the wall or back board, substantially as described. 60

3. A holder for fans and light articles, provided with one or more rests, 2 4, openings 12, and one or more sets of opposed sockets, 11, all raised from the wall or back board, substantially as described. 65

In testimony whereof I have hereunto set my hand in the presence of two subscribing witnesses.

BLOOMFIELD BROWER.

Witnesses:

GEO. B. THORNE,
T. H. PALMER.