

(No Model.)

2 Sheets—Sheet 1.

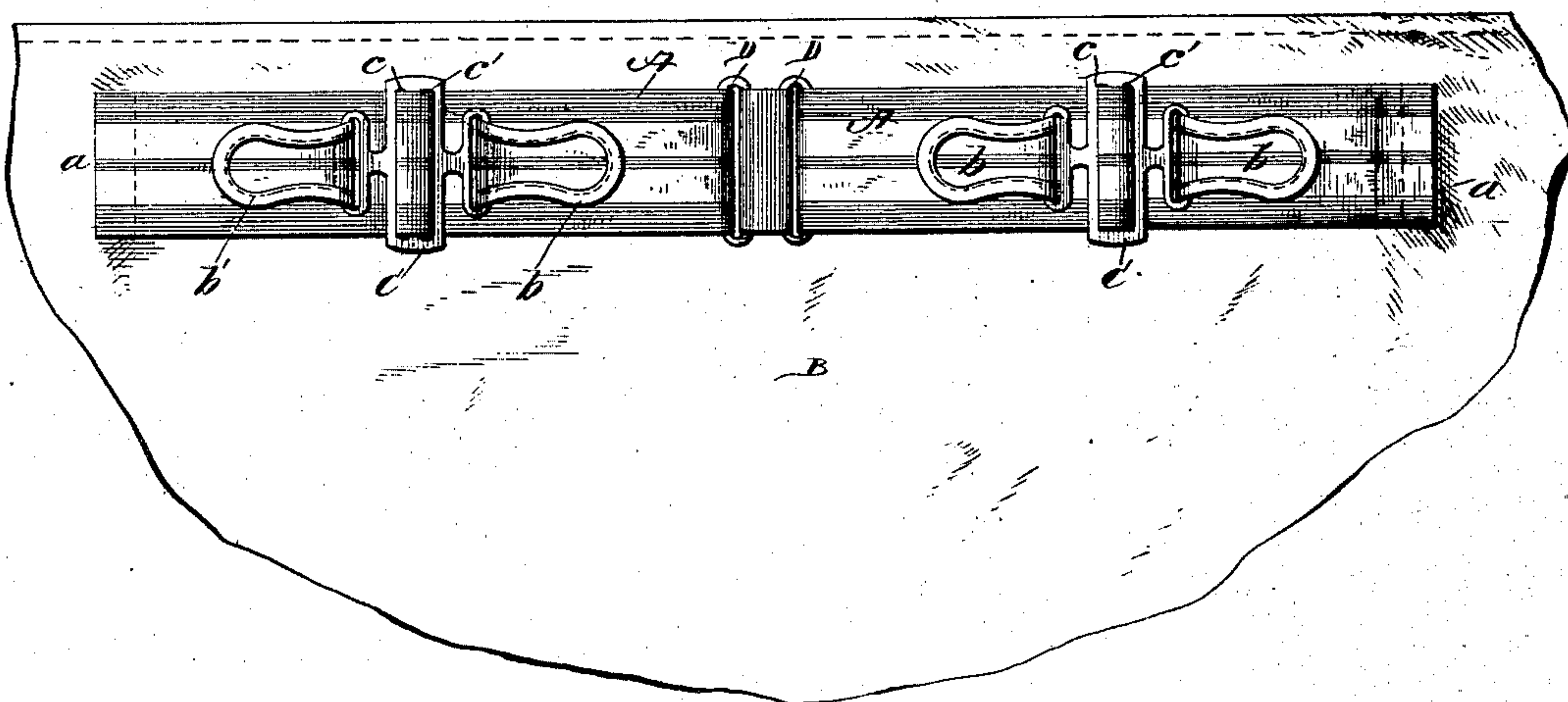
J. WALTEMEYER & H. J. ENNIS.

WEARING APPAREL.

No. 315,360.

Patented Apr. 7, 1885.

Fig. 1.



WITNESSES

F. L. Ourandi

Jas. L. Talley

INVENTORS

Joseph Waltemeyer,
Henry J. Ennis,

By H. Ennis Attorney

(No Model.)

2 Sheets—Sheet 2.

J. WALTEMEYER & H. J. ENNIS.

WEARING APPAREL.

No. 315,360.

Patented Apr. 7, 1885.

Fig. 2.

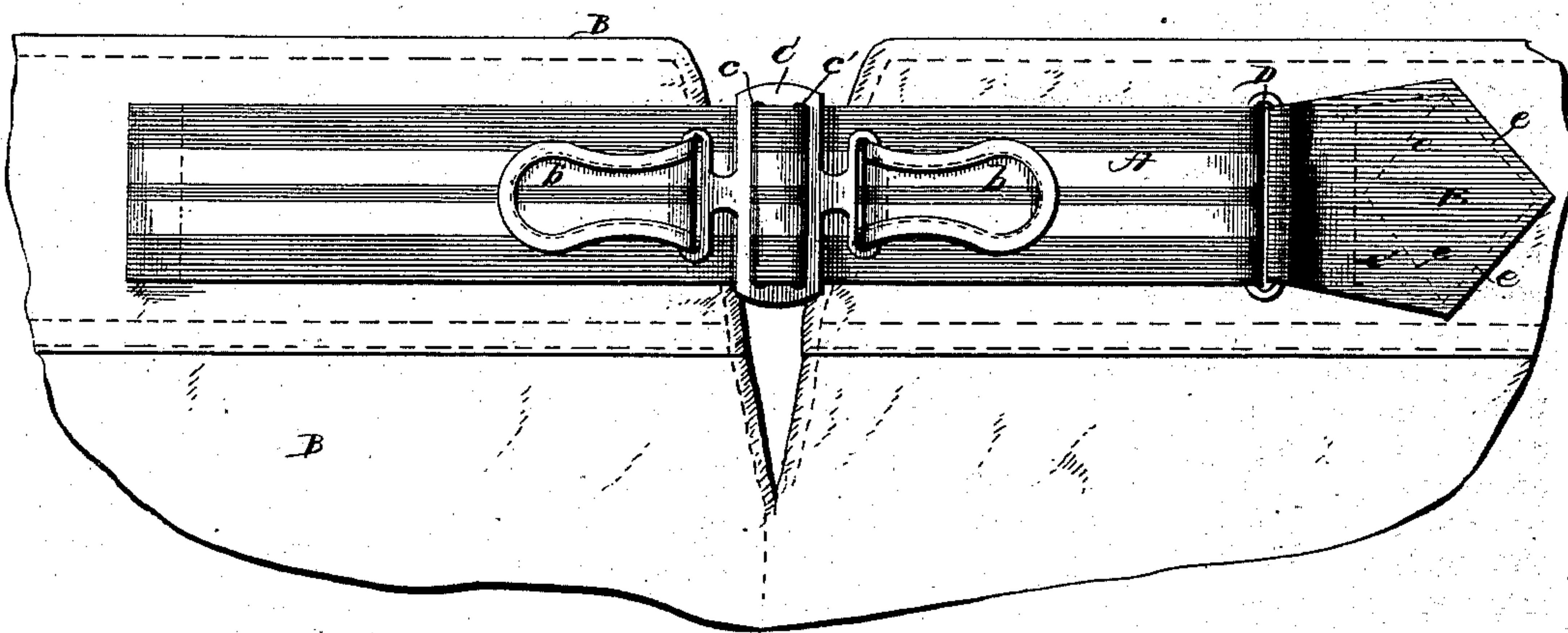



Fig. 3.



WITNESSES

F. L. Ouraud,

Gas. L. Falbey,

INVENTORS

Joseph Waltemeyer,

Henry J. Ennis,

By H. J. Ennis,
Attorney

UNITED STATES PATENT OFFICE.

JOSEPH WALTEMEYER AND HENRY J. ENNIS, OF WASHINGTON, D. C.; SAID
ENNIS ASSIGNOR TO SAID WALTEMEYER.

WEARING-APPAREL.

SPECIFICATION forming part of Letters Patent No. 315,360, dated April 7, 1885.

Application filed September 27, 1884. (No model.)

To all whom it may concern:

Be it known that we, JOSEPH WALTEMEYER and HENRY J. ENNIS, citizens of the United States, residing at Washington, District of Columbia, have invented certain new and useful Improvements in Wearing-Apparel, of which the following is a specification, reference being had to the accompanying drawings.

Our invention has relation to wearing-apparel, and more particularly to the means for adjusting to the person of the wearer such articles as pantaloons, vests, drawers, and the like; and the object is to provide a device for this purpose that will be practically perfect, simple, and efficient in its operation and inexpensive in construction; and to these ends the novelty consists in the combination, with an article of the class described, of a frictional adjusting strap, as will be hereinafter more fully described, and particularly pointed out in the claim.

In the accompanying drawings similar letters of reference indicate the same parts of the invention.

Figure 1 is a plan view of our improved adjustable strap as it appears applied to a garment. Fig. 2 is a modification of the same in which only one strap is used, and Fig. 3 is a longitudinal section of Fig. 2.

A is a strap, which may be made of any suitable fabric to correspond to the article and the quality of the same upon which it is used. One end, *a*, of this strap A is turned under and secured permanently to the garment B, and it then extends through the slide C, entering the slot *c*, and thence outward through the slot *c'*, thence through the link D, and back to the central portion, *d*, of the slide. The link D is secured to a flexible or elastic ear, E, which is stitched to the garment B by

the stitches *e e* and *e'*, so that there will be a certain degree of elasticity allowed the strap A between the link D and the stitch-line *e'*.

To adjust the garment to the person it is only necessary to pull the handle *b* of the slide C to the right to lengthen the strap A, while pulling the opposite handle, *b'*, of the slide will shorten it, which is a very simple operation compared to the old style, in which a buckle with two or three sharp prongs or tangs are used, which requires both hands to manipulate it, and the sharp teeth of the prongs are liable to catch into and tear the clothes and often cause pain and great inconvenience by pricking the flesh.

In Fig. 2 but one strap is used, while in Fig. 1 a double strap being used gives a much wider range of adjustment.

It will readily be seen that the great utility and convenience of the device lies in its compact combination with the garment, its simple and instant means of adjustment, and convenience as well as comfort to the person.

Having thus fully described our invention, what we claim as new and useful, and desire to secure by Letters Patent of the United States, is—

The combination, with the garment B, of the non-elastic strap A, having one end, *a*, permanently attached to the garment, and the other end, after passing through the link D in the end of the ear E secured to the garment, permanently attached to the slide C, working upon the said strap A, as set forth.

In testimony whereof we affix our signatures in presence of two witnesses.

JOSEPH WALTEMEYER.
HENRY J. ENNIS.

Witnesses:

C. A. NEALE,
E. H. BRADFORD.