

(No Model.)

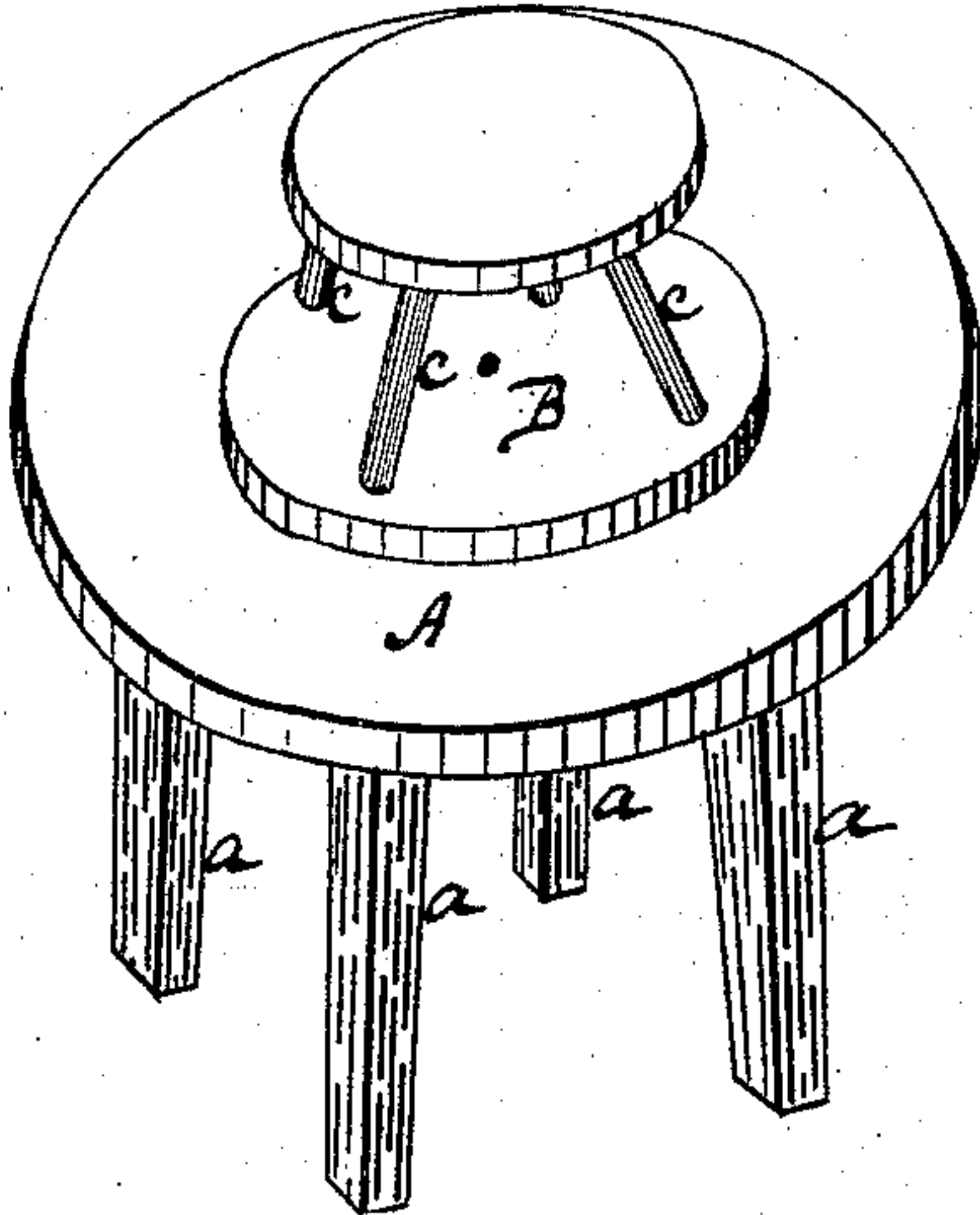
R. A. PAYNE.

COMBINED SELF WAITING TABLE AND DESK.

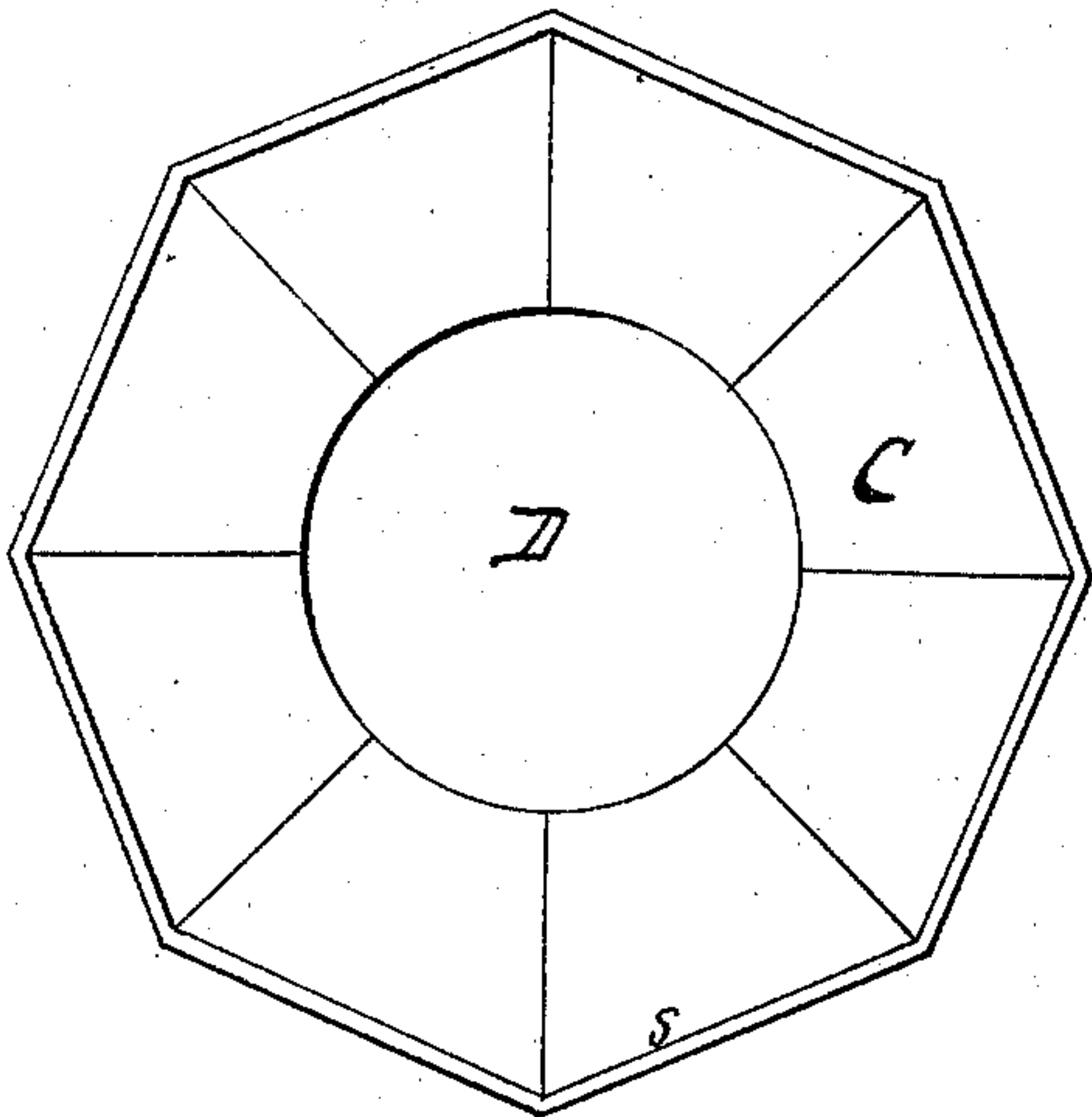
No. 314,713.

Patented Mar. 31, 1885.

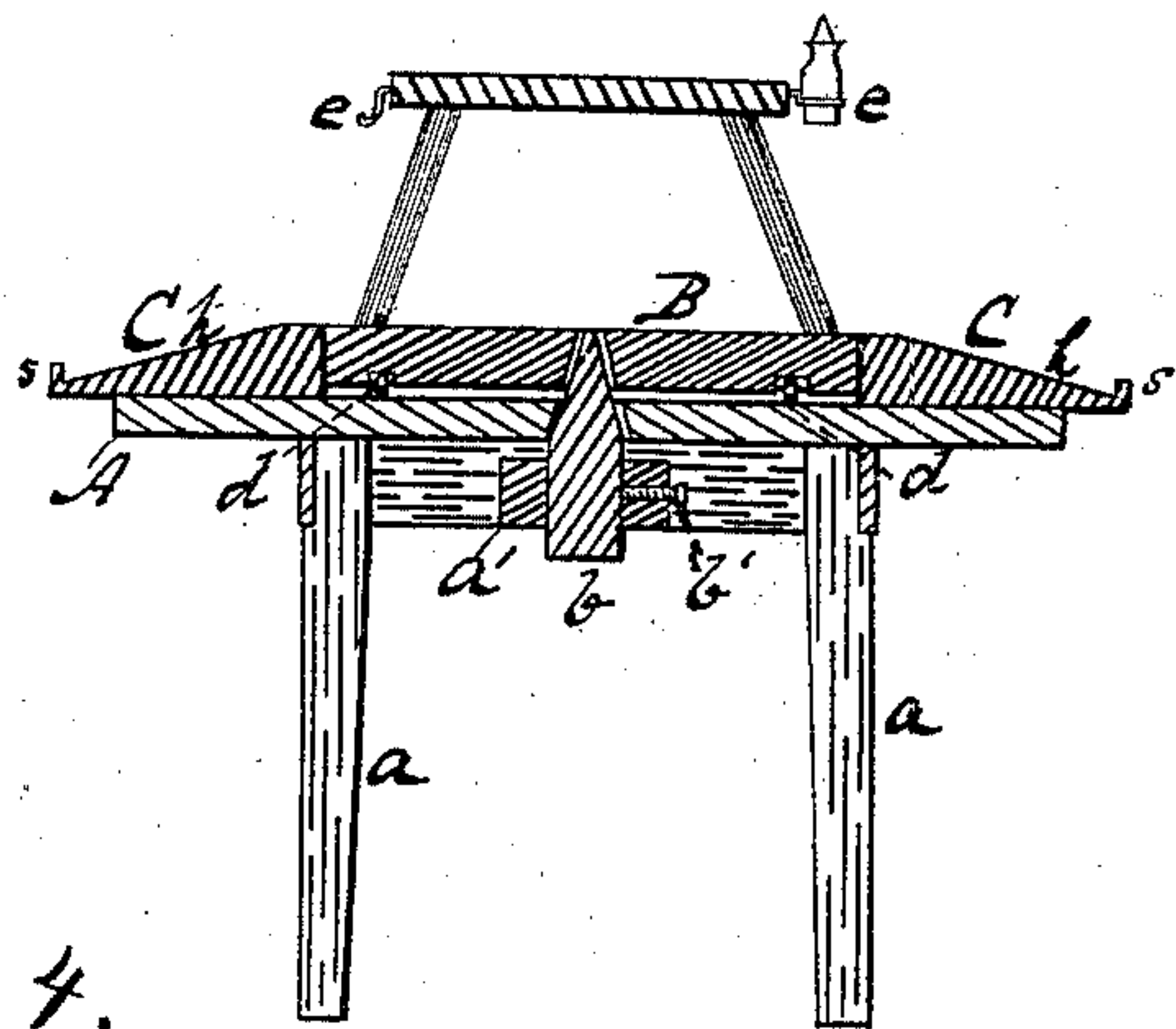
*Fig. 1.*



*Fig. 2.*



*Fig. 3.*



*Fig. 4.*



*Witnesses.*

*G. A. Tauberochmidt.*  
*L. B. Houlton.*

*Inventor.*

*Richard A. Payne*  
*by F. W. Ritter Jr.*  
*att'y*



# UNITED STATES PATENT OFFICE.

RICHARD A. PAYNE, OF ENFIELD, NORTH CAROLINA.

## COMBINED SELF-WAITING TABLE AND DESK.

SPECIFICATION forming part of Letters Patent No. 314,713, dated March 31, 1885.

Application filed April 8, 1884. (No model.)

*To all whom it may concern:*

Be it known that I, RICHARD A. PAYNE, a citizen of the United States, residing at Enfield, in the county of Halifax and State of North Carolina, have invented certain new and useful Improvements in Combined Self-Waiting Table and Desk; and I hereby declare the following to be a full, clear, and exact description of the same, reference being had to the accompanying drawings, in which—

Figure 1 is a perspective view of the self-waiting table with detachable desk-shelf removed. Fig. 2 is a plan view of the detachable desk-shelf. Fig. 3 is a vertical section of the self-waiting table with desk-shelf in position, and Fig. 4 is a sectional view of Fig. 2.

Like letters refer to like parts wherever they occur.

My invention relates to the construction of a convertible self-waiting table and desk especially adapted for use in eating-saloons, small hotels, or private residences, where economy of space and general appearances are important features to be considered in furnishing the rooms, and has for its object the production of a convenient self-waiting table for dining or lunching purposes, which, when not in use for such purposes, may be converted into a desk, and thus provide a comfortable and ornamental writing-table.

To this end the main feature of the invention consists in providing a beveled or sloping annular desk-shelf adapted to rest upon the stationary table and inclose the revolving table or shelf, which sloping detachable section can be removed when a flat surface is required to support dishes or like articles, and replaced when a writing-desk is required; and, secondly, in details of construction which will hereinafter more fully appear.

I will now proceed to describe my invention more fully, so that others skilled in the art to which it appertains may apply the same.

In the drawings, A indicates the main table, which is of the desired dimensions and supported by legs *a*. This table may be of the usual form, rectangular or circular, as preferred, so that when the added parts are removed it can be used as a plain table, if desired. In the center thereof is a hole, through which projects an adjustable pivot or post, *b*, movable up and down in a cross-bar, *a'*, se-

cured to the legs *a* or frame of the table, and a set-screw, *b'*, may be used to hold the post *b* in any desired position. When the table A is used as a plain table, the post *b* will be drawn down below the surface and secured by the set-screw; but when the revolving table B is employed the post *b* is projected above the table A and secured by the set-screw, so as to serve as a pivot upon which table B revolves and by which it is centered.

B indicates the rotating table or self-waiting attachment, which is generally of circular form, and composed of two or more shelves or tables, (of decreasing diameters, if desired,) connected by supports *c*, the lower table having a central pivot-hole to receive the post or pivot *b*, around which the revolving table rotates, and a series of carrying-rollers, *d*, which move over the face of table A, and thus prevent table B from canting or binding when unequally loaded. Around the periphery of the upper table may be placed, if desired, a series of hooks and rings for napkins, casters, and like articles, as shown at *e*.

C indicates the detachable writing shelf or section. This shelf has a circular central opening, D, of such diameter as will permit the shelf to encircle the rotating table B and rest upon the stationary table A, by which it is supported. The width of the table or shelf C from the edge of the central opening, D, to its outer edge, by preference, exceeds the width of that part of the stationary table on which it rests, so as to give a broad writing-surface. This is of importance, as the width of table A which would serve to accommodate dishes for dining purposes would be in a measure inadequate for correspondence. The detachable desk-shelf is preferably of hexagonal, octagonal, or other ornamental shape, but may be square, and is given a gentle slope or incline, as at *h*, terminating at the edge in a shoulder, *s*, which will prevent books, papers, &c., from sliding off.

The construction being substantially such as described, the detachable desk-section C will be removed when the devices are to be used as a self-waiting dining-table. The principal dishes and such articles as are used in common by all the guests are placed on the central revolving table, and by rotating the table any desired article can be brought with-



in easy reach of any diner, while the individual dishes are placed on the stationary table A before each place.

When not in use as a self-waiting table, the sloping detachable desk section or shelf C is replaced, and the rotating center section or table, B, may be used for receiving pen-racks, inkstands, books of reference, &c.

Where such an article of furniture is used in the general sitting-room of a house or hotel, the hooks and rings *e* may be omitted and the rotary table B given an ornamental finish, which, while it will not detract from its usefulness as a self-waiting table, will so modify its general appearance that when the detachable desk-shelf C is applied the device will lose the general appearance of a self-waiting table and take on the appearance of a combined writing-table and central rotating book-rack.

For use in small households, restaurants, or hotels frequented by commercial travelers, my devices will be found to have peculiar ad-

vantages, and the simplicity of construction and small cost of manufacture will recommend them for general use in such places.

Having thus described my invention, what I claim, and desire to secure by Letters Patent, is—

1. In a combined convertible self-waiting table and desk, the combination of a stationary table, a central rotating table, and a detachable desk-section, substantially as and for the purposes specified.

2. The combination of a stationary table, a detachable centrally-arranged rotating table, and a detachable annular sloping desk-section, which encircles the rotating table, substantially as and for the purposes specified.

In testimony whereof I affix my signature, in presence of two witnesses, this 7th day of April, 1884.

RICHARD A. PAYNE.

Witnesses:

F. W. RITTER, Jr.,

C. A. NEALE.