

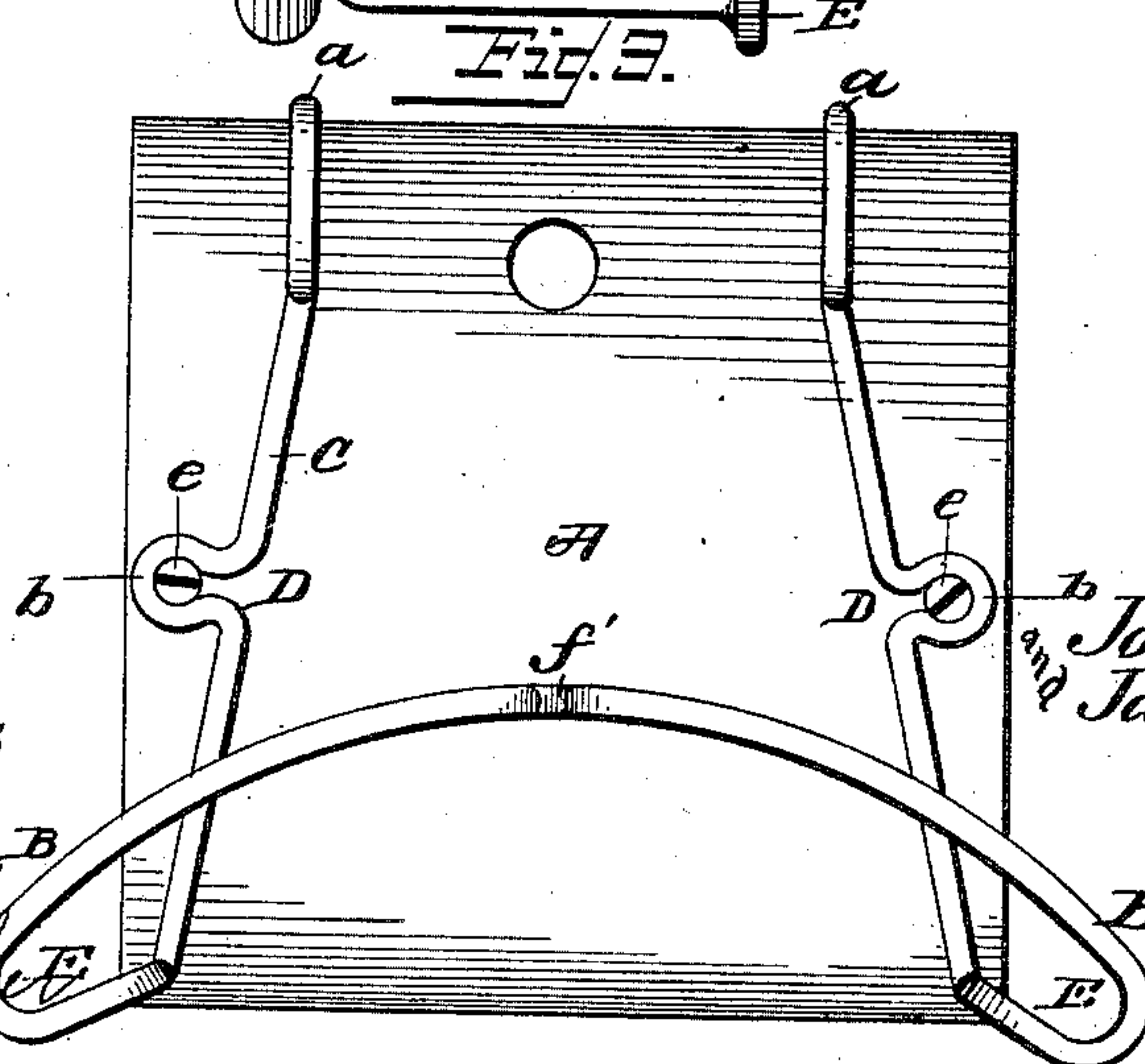
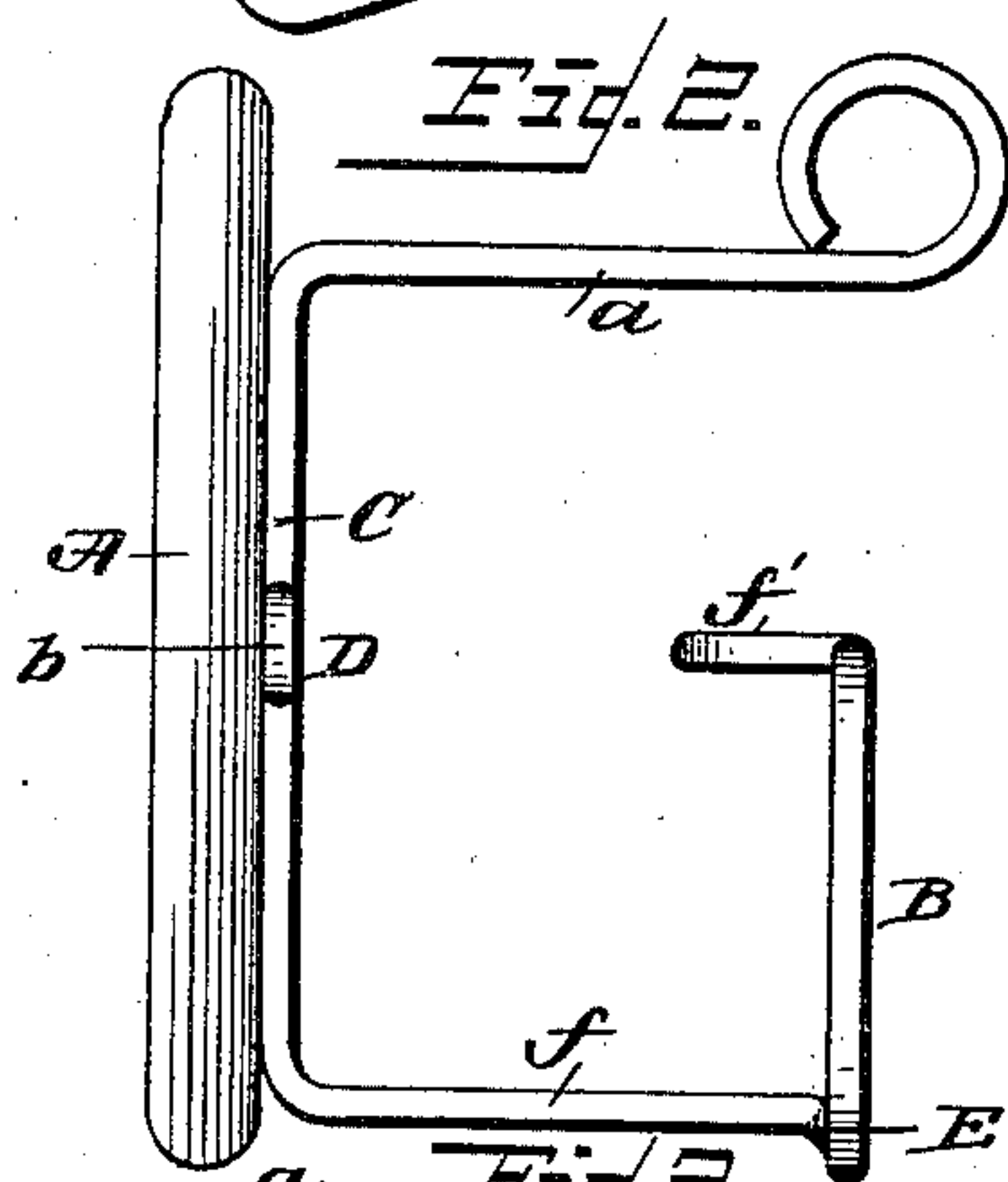
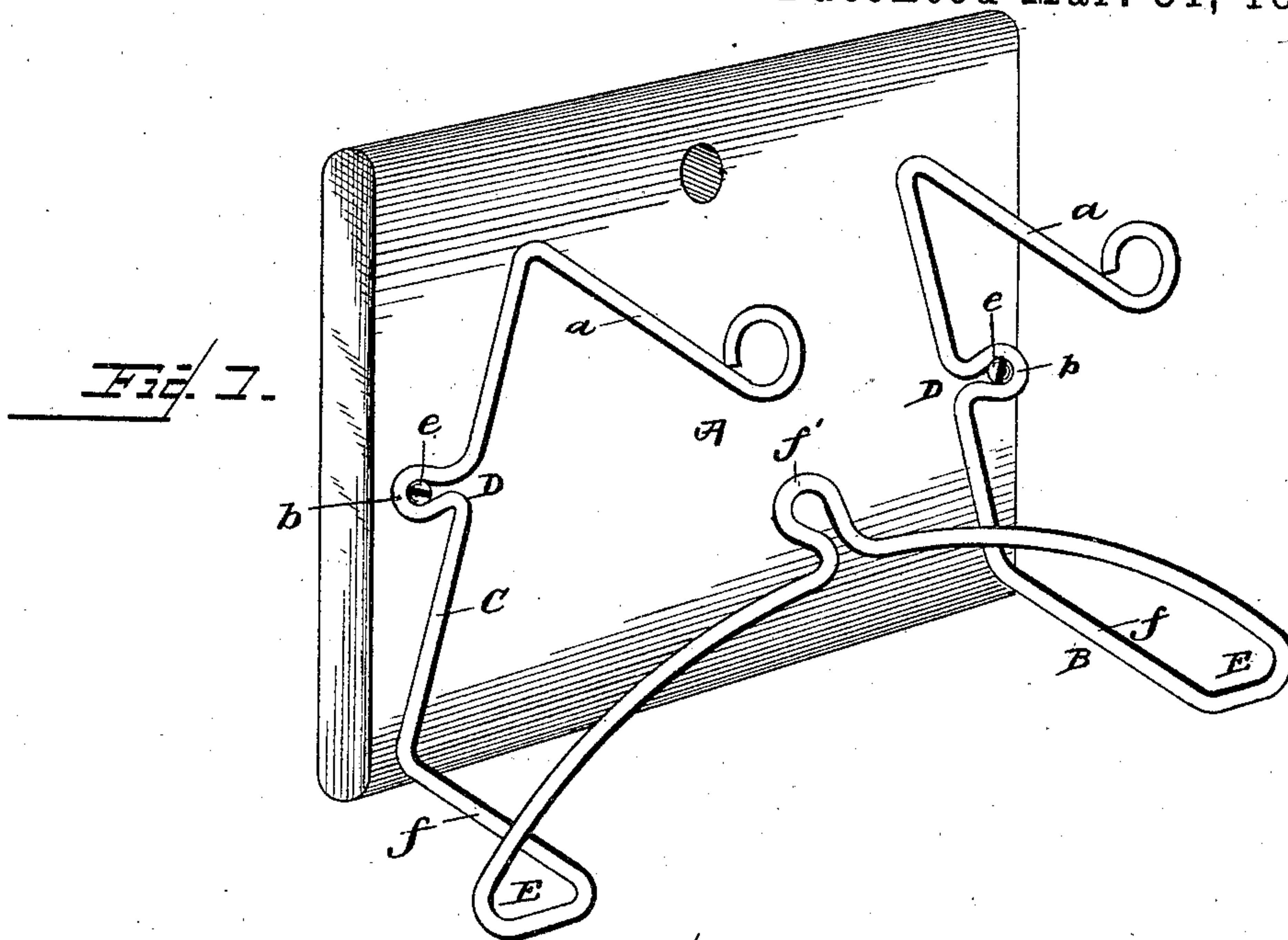
(No Model.)

J. D. MACK & J. G. NEWBURY.

HAT AND COAT HOOK.

No. 314,591.

Patented Mar. 31, 1885.



WITNESSES

*C. W. Ashill*  
*Myrtle Stalnaker*

*Josiah D. Mack*  
*James G. Newbury*  
INVENTORS

By, *C. A. Snow*

Attorneys



# UNITED STATES PATENT OFFICE.

JOSIAH D. MACK, OF SALEM, AND JAMES G. NEWBURY, OF ALBANY, N. Y.

## HAT AND COAT HOOK.

SPECIFICATION forming part of Letters Patent No. 314,591, dated March 31, 1885.

Application filed January 10, 1885. (No model.)

*To all whom it may concern:*

Be it known that we, JOSIAH D. MACK and JAMES G. NEWBURY, citizens of the United States, residing at Salem and Albany, in the

5 counties of Washington and Albany and State of New York, have invented a new and useful Improvement in Hat and Coat Hooks, of which the following is a specification, reference being had to the accompanying drawings.

10 Our invention relates to a combined hat and coat rack; and it has for its object to provide a combined device of this character which shall be simple in its construction, cheap to manufacture, and one that will be

15 thoroughly effective for the purposes intended. With these ends in view our invention consists in the improved construction of combined hat and coat racks hereinafter fully described, and pointed out in the claims.

20 In the drawings, Figure 1 is a perspective view of a combined hat and coat rack constructed in accordance with our invention. Fig. 2 is a side elevation of the same, and Fig. 3 is a front elevation.

25 In the accompanying drawings, in which like letters of reference indicate corresponding parts in all the figures, A represents a suitable back or supporting board, to which our improved combined hat and coat rack is

30 adapted to be secured. B represents our improved combined coat and hat rack, which is preferably constructed of a single piece of stiff wire. The upper or free ends of this wire C are bent outwardly

35 at right angles to the body, and are bent inwardly upon themselves at their ends to form eyes or loops. These outwardly-extending ends or arms *a* form the hook or rack for the hat, and by bending the ends to form

40 loops the hat is held in place against detachment, and all possibility of tearing or otherwise injuring the same prevented. The body portions D are bent outwardly midway between their ends to form loops *b*, for the pas-

45 sage of screws *e* or other equivalent fastening, the heads of which are adapted to bear upon said loops, and thus retain the rack in place. The ends of the body portions D are bent outwardly, as shown, thus forming arms

50 *f*, which are in turn bent outwardly at right

angles. The closed end or loop E is then bent upwardly, and is bent to form a loop, *f'*, to which the loop of a coat may be attached.

The operation is as follows: The coat is placed upon the closed end or loop E, and the 55 loop on the inside of the coat engages the loop or eye *f'*, which serves to support the coat, while the closed end E serves to hold the shoulders of the coat in position.

The space between the lower end of the 60 closed end or loop E and the body portions D may be utilized for holding umbrellas, canes, &c., the same resting upon the arms *f*.

The arms *a* serve as a support or hook for a hat or hats; or, if desired, they might be used 65 as coat-hooks.

It will be seen from the above description, taken in connection with the annexed drawings, that by the construction shown a cheap, simple, and convenient hat and coat rack is 70 provided, and one that occupies but little room. It will be seen that, if desired, a series of said combined hooks might be employed, and in this case it would be necessary to employ a longer back or supporting 75 board. It will also be seen that, if desired, the back or supporting board might be dispensed with and the hooks or racks attached to the wall or to a door or other object.

Having fully described our invention, what 80 we claim as new, and desire to secure by Letters Patent, is—

1. A combined hat and coat hook formed with the arms *a*, and having its closed end formed with a loop, E, having the loop *f*, sub- 85 stantially as set forth.

2. A combined hat and coat hook formed with the arms *a*, having looped ends, and having its closed end formed with a loop, E, having the inwardly-extending loop *f*, sub- 90 stantially as set forth.

3. A combined hat and coat hook constructed of a single piece of wire, and comprising outwardly-extending arms having looped ends, body portions having loops for 95 the attachment of the device, a loop, E, and an inwardly-extending loop, *f*, substantially as set forth.

4. A combined hat and coat hook comprising the body portions provided with loops, the 100

outwardly-extending arms having looped  
ends, said body portions being formed at their  
lower ends with outwardly-extending arms,  
and an upwardly-extending coat-hook having  
5 an inwardly-extending loop, substantially as  
set forth.

In testimony that we claim the foregoing as

our own we have hereto affixed our signatures in presence of two witnesses.

JOSIAH D. MACK.

JAMES G. NEWBURY.

Witnesses:

GEORGE H. REDWAY,

ARTHUR W. PRAY.