

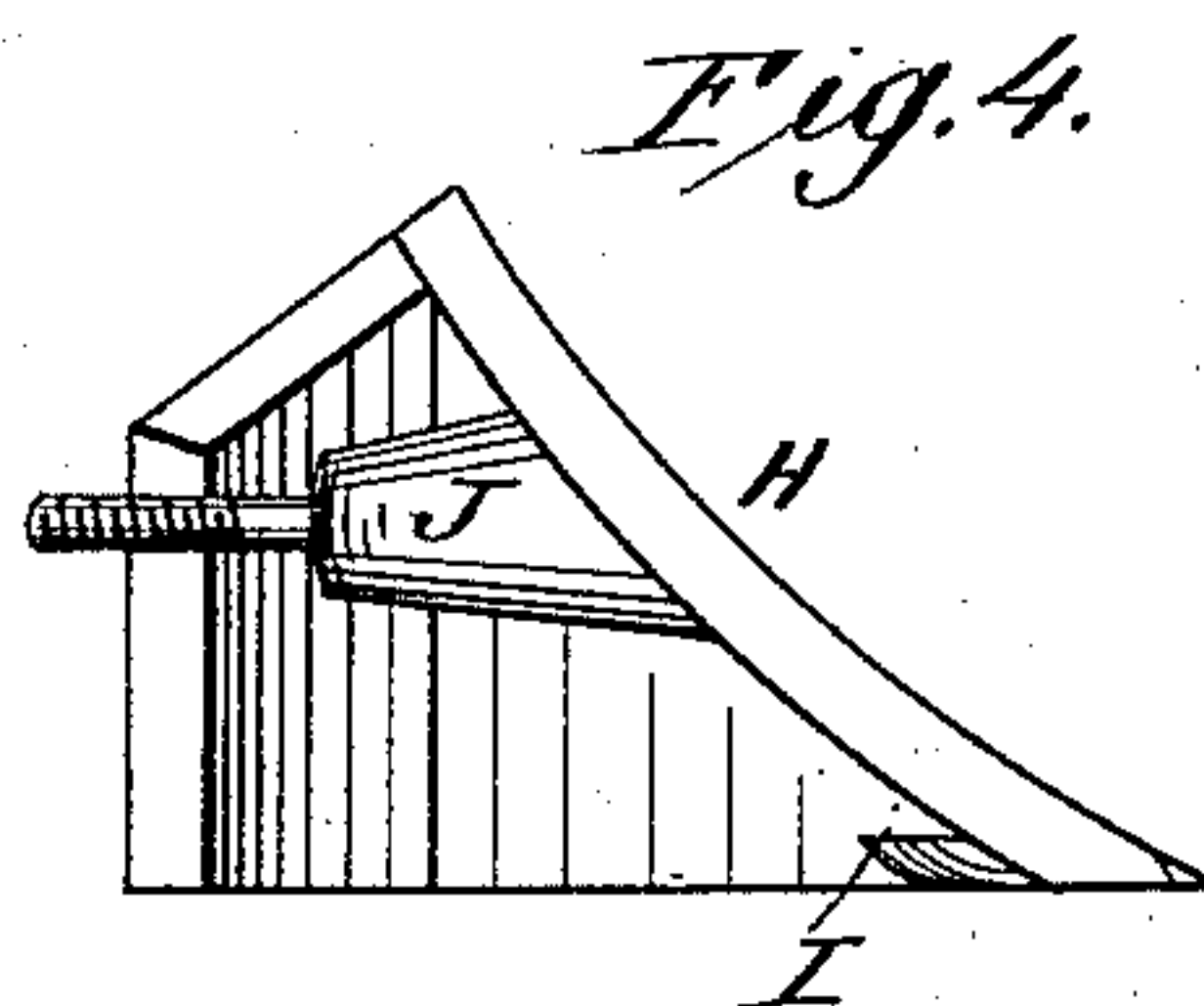
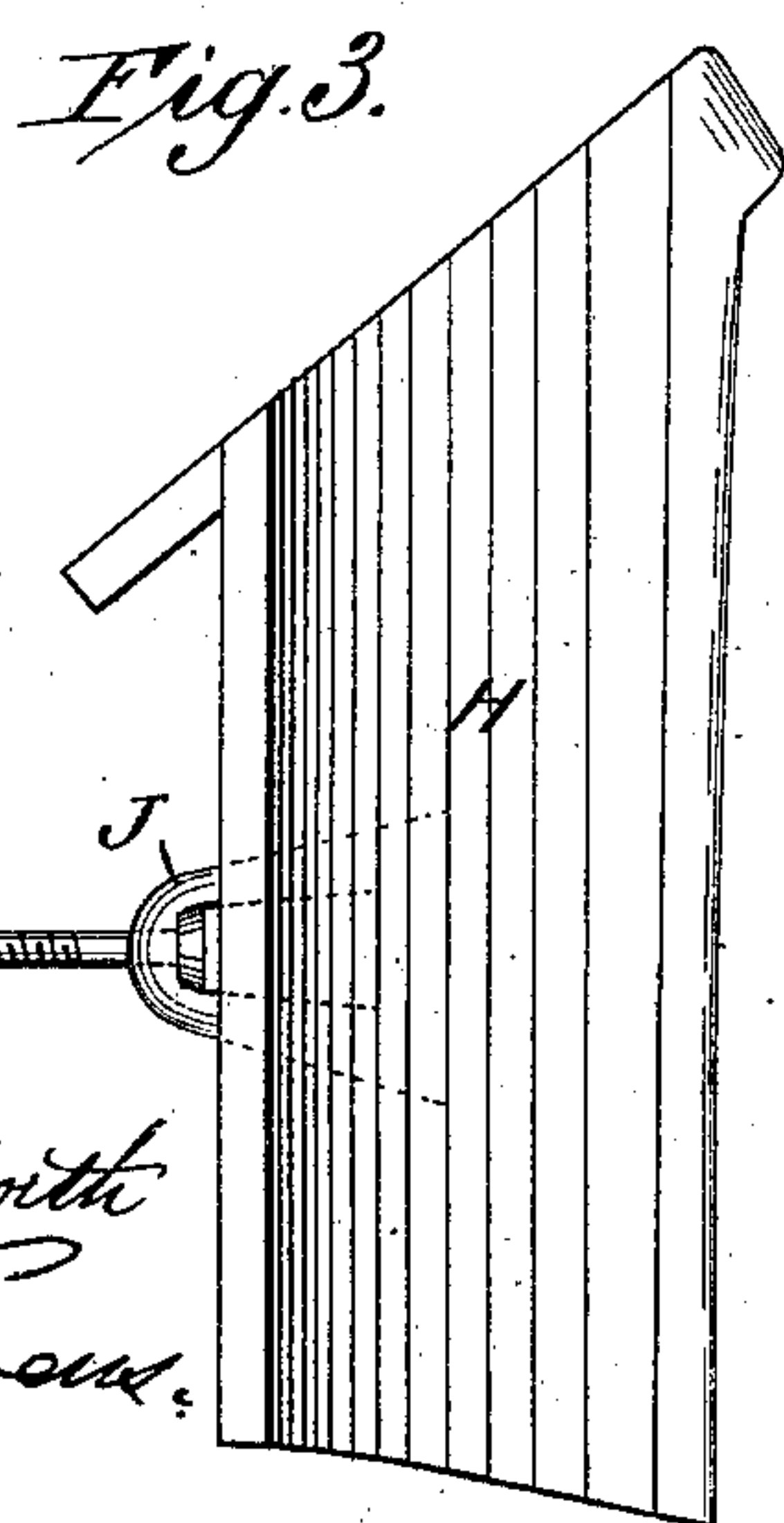
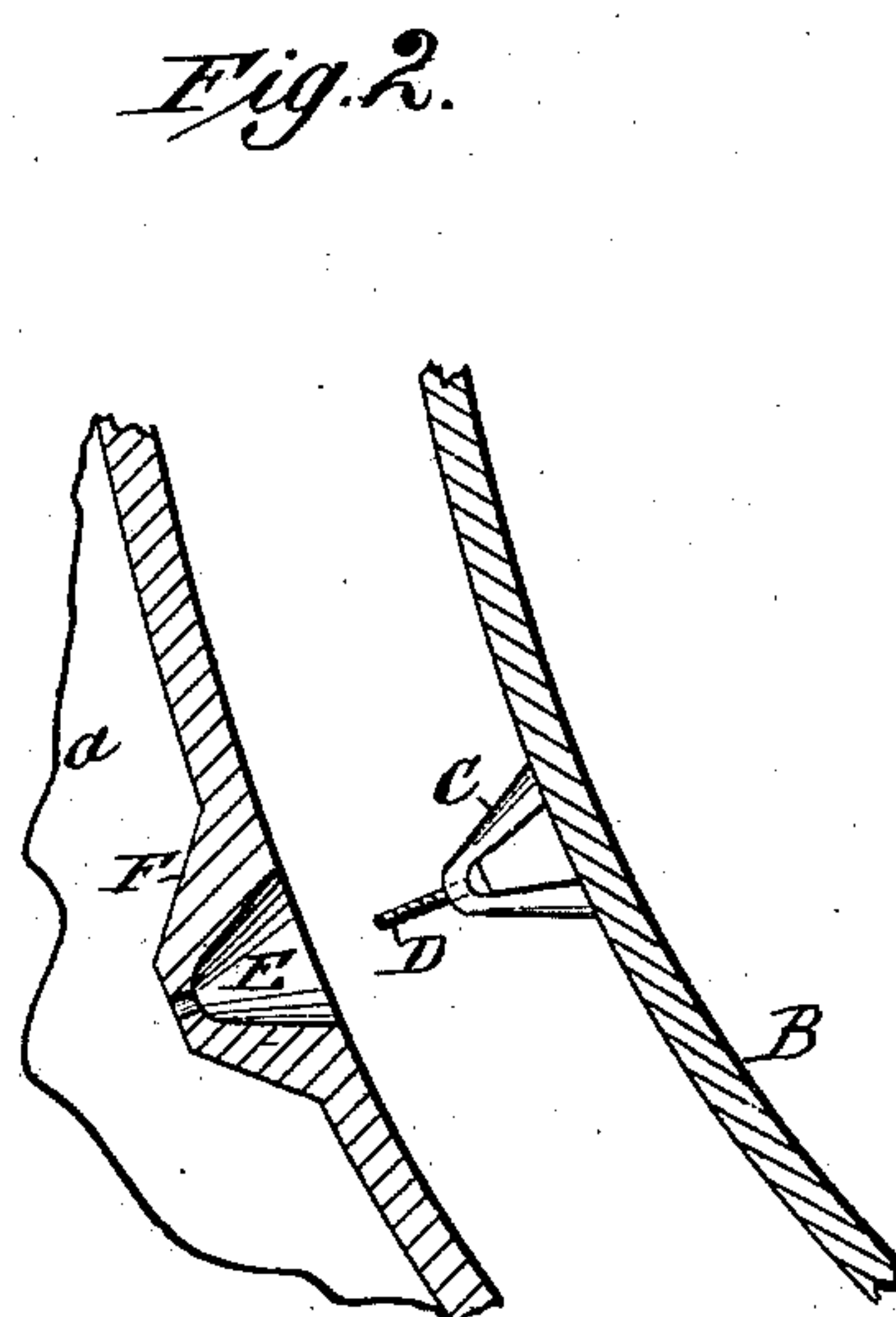
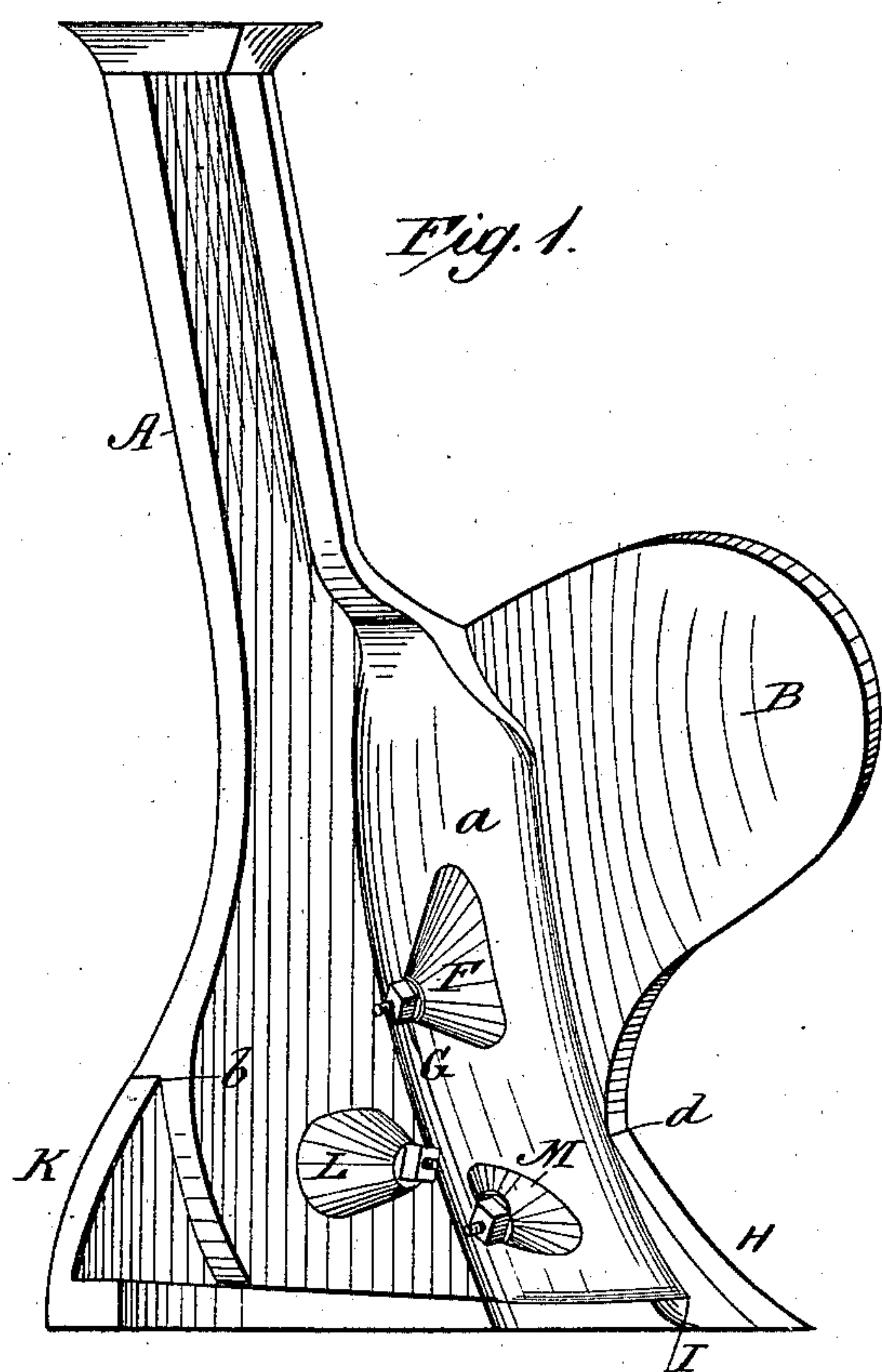
(No Model.)

M. CALL.

PLOW.

No. 314,362.

Patented Mar. 24, 1885.



WITNESSES:

W. W. Hollingsworth
W. R. Stevens

INVENTOR:

Manfred Call
BY *Munn & Co*

ATTORNEYS.

UNITED STATES PATENT OFFICE.

MANFRED CALL, OF RICHMOND, VIRGINIA.

PLOW.

SPECIFICATION forming part of Letters Patent No. 314,362, dated March 24, 1885.

Application filed December 4, 1884. (No model.)

To all whom it may concern:

Be it known that I, MANFRED CALL, a citizen of the United States, residing at Richmond, in the county of Henrico and State of Virginia, have invented certain new and useful Improvements in Plows, of which the following is a description.

This invention relates to that class of devices whereby the wearing portions of a plow are attached to the standard; and it has for its object to provide means whereby either the point, the landside, or the mold-board may be removed from the post without interfering with the others, means whereby those parts may be economically made to be attached together without bolt-holes through them, and means whereby the standard is adapted to receive and hold the removable parts in their proper places.

To this end my invention consists in the construction and combination of parts forming a plow, hereinafter described and claimed, reference being had to the accompanying drawings, in which—

Figure 1 is a rear elevation of a plow, showing my invention. Fig. 2 is a vertical section through the plowshare and the adjacent portion of the post. Fig. 3 is a plan view of the plow-point, and Fig. 4 is a rear end view of the same.

A represents the standard, shaped at its top to be attached to a plow-beam, shaped on the lower half, *a*, of its forward face to fit the back of the mold-board B and point, and shaped on its landside with a broad face, *b*, to receive the landside slide K.

B represents a mold-board of any desired form, provided with a hanger, C, projecting from the back. This hanger is one of the main characteristics of my invention. It consists of a staple-shaped projection having a hole through its extreme end to receive a bolt, D, whereby the share is held to the standard. This hanger is designed to project far enough from the back of the share to admit a bolt.

E is an aperture formed in the standard to receive the hanger, being shaped as a perfect nest therefor, and provided with a hole through which the bolt D may project. To inclose the aperture E the standard swells out

on its rear face as an elongated conical mound, F, the top of which mound is flattened around the bolt-hole to serve as a seat to a screw-nut, G, for the bolt D.

H is the plow-point provided with a shoulder, I, on its inner faces, upon which the standard is fitted to rest.

J is a hanger belonging to the point, provided with a bolt and nested into the standard in the manner described of hanger C, bolt D, and mound F. The hanger J is intended to be parallel to the plane of the base of the point in order that the said point may be drawn by its bolt toward and firmly against the end of the standard. The landside-slide K is provided with a shoulder to fit the lower edge of the standard, and the face side *b* of the standard is gained in, leaving a shoulder, *c*, parallel to the base of the standard, to fit the upper edge of the land-slide K. This slide K is provided with a hanger and bolt fitting into the mound L. The three hollow mounds F, L, and M receive in a similar manner the hangers and bolts of the mold-board, the point, and the land-slide, respectively. The mold-board, the point, and the landside-slide are the wearing parts of the plow, and they are by this means made removable. The point, when drawn tightly to place, forms a shoulder at *d*, upon which the lower edge of the mold-board fits and upon which it is held by its bolt.

What I claim as my invention, and desire to secure by Letters Patent, is—

The combination of a plowshare, B, provided with a hanger, C, projecting from the back of the share, the said hanger being open at its sides like a staple, and provided with a bolt-hole at its outer end, and a standard, A, provided with a mound-shaped nest or recess, E, formed to receive and fit the hanger C, and provided with a bolt-hole to register with the hole in the hanger, substantially as shown and described, whereby a common bolt may be inserted at said open sides and the share and post may be secured together, as and for the purpose specified.

MANFRED CALL.

Witnesses:

R. A. WILLIAMS,
GEO. WATT.