

(No Model.)

2 Sheets—Sheet 1.

W. H. JOLLIFFE.

COMMODE.

No. 313,597.

Patented Mar. 10, 1885.

Fig. 1.

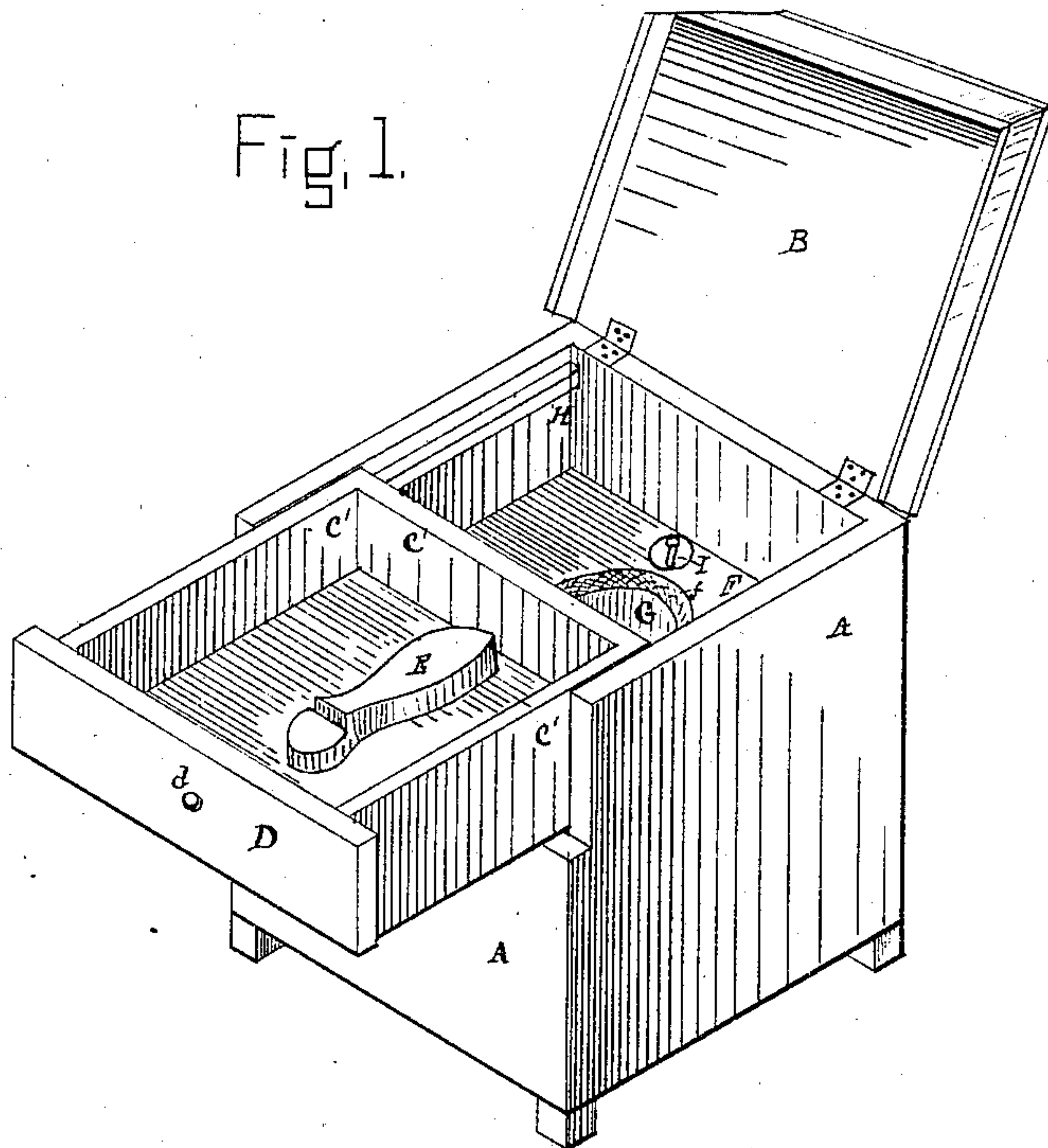
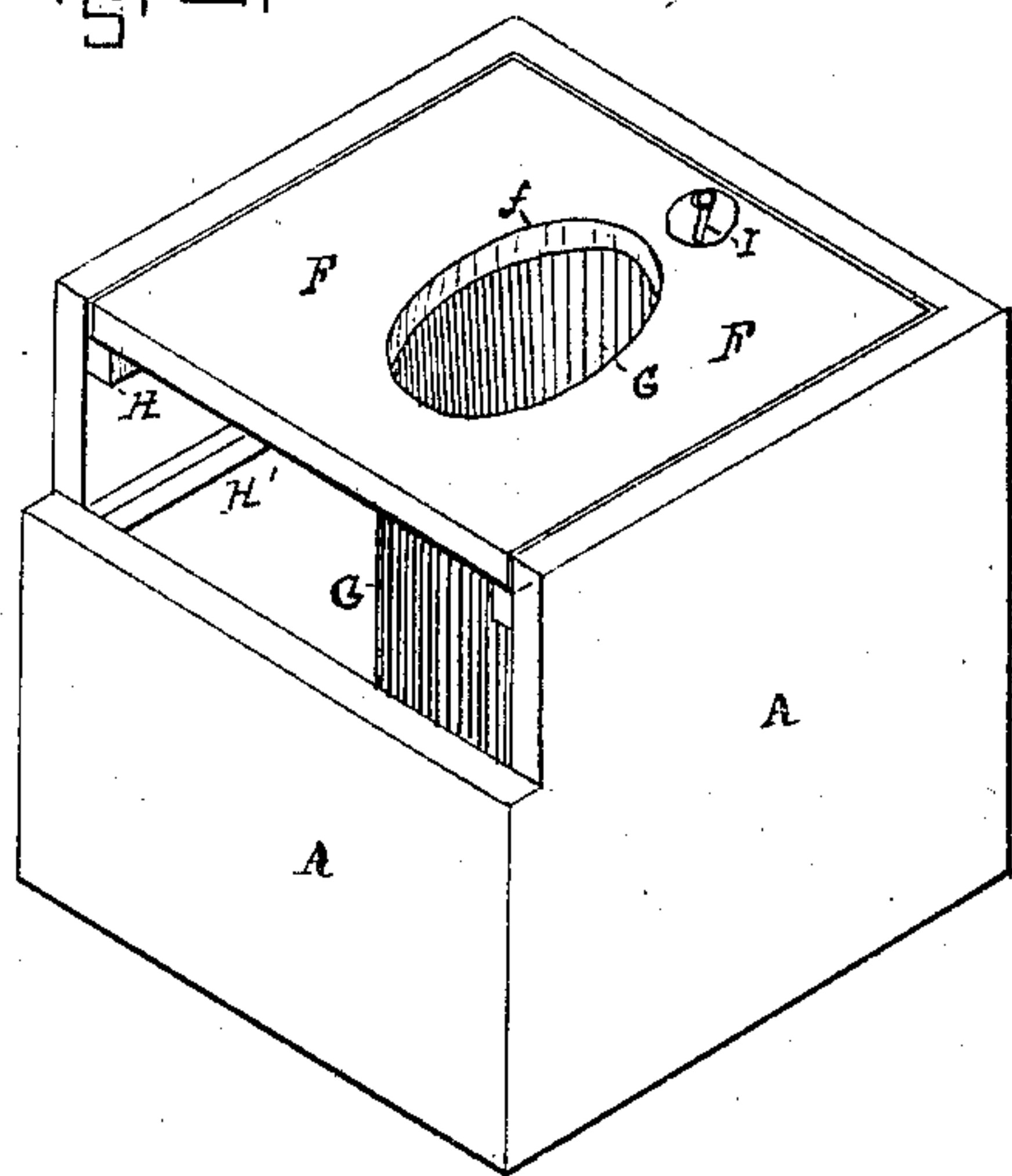


Fig. 2.



WITNESSES:

*W. L. Button*  
*L. J. Reed*

INVENTOR

*William H. Jolliffe*

BY

*G. J. Harding*

ATTORNEY

(No Model.)

2 Sheets—Sheet 2.

W. H. JOLLIFFE.

COMMODE.

No. 313,597.

Patented Mar. 10, 1885.

Fig. 3.

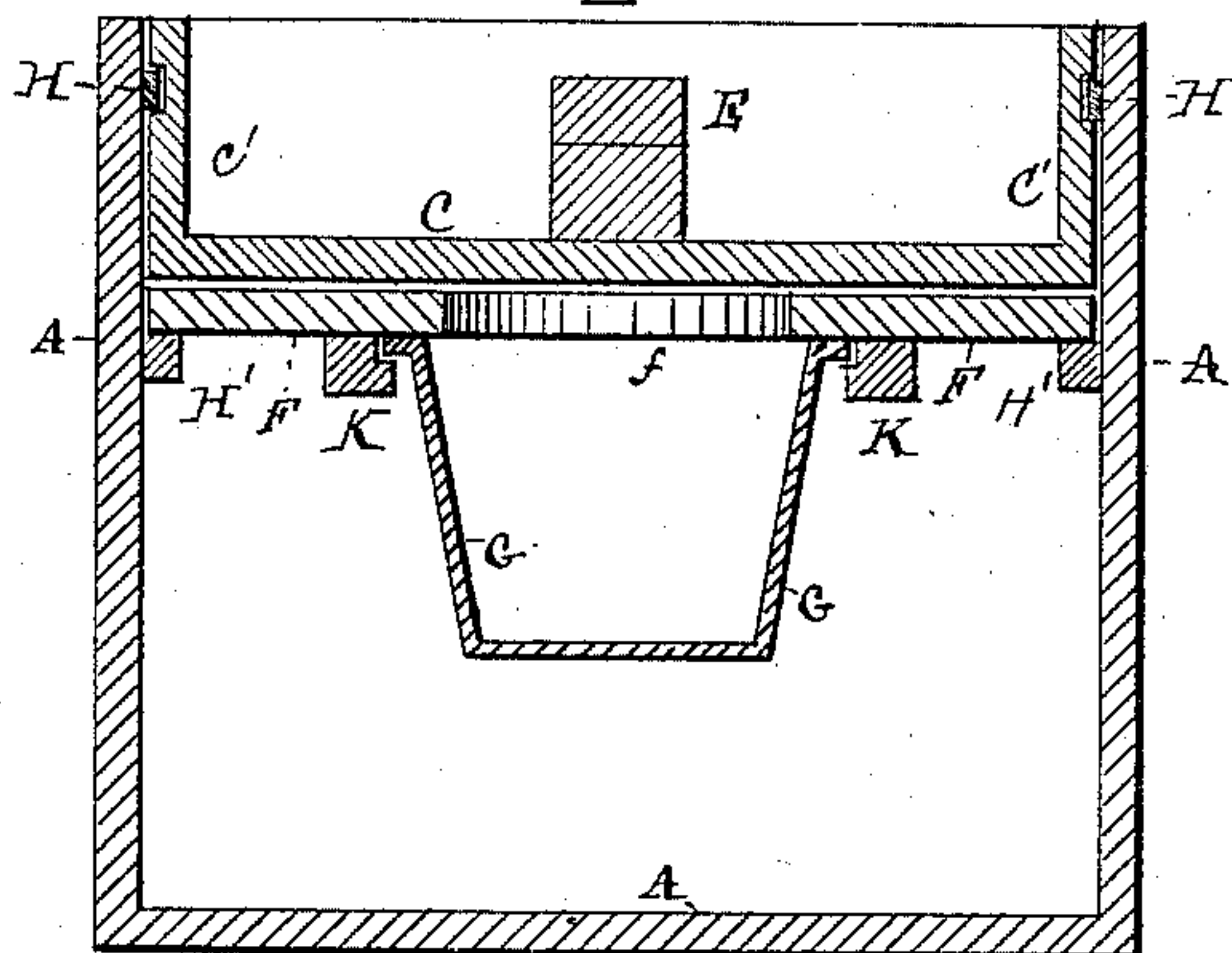


Fig. 4.

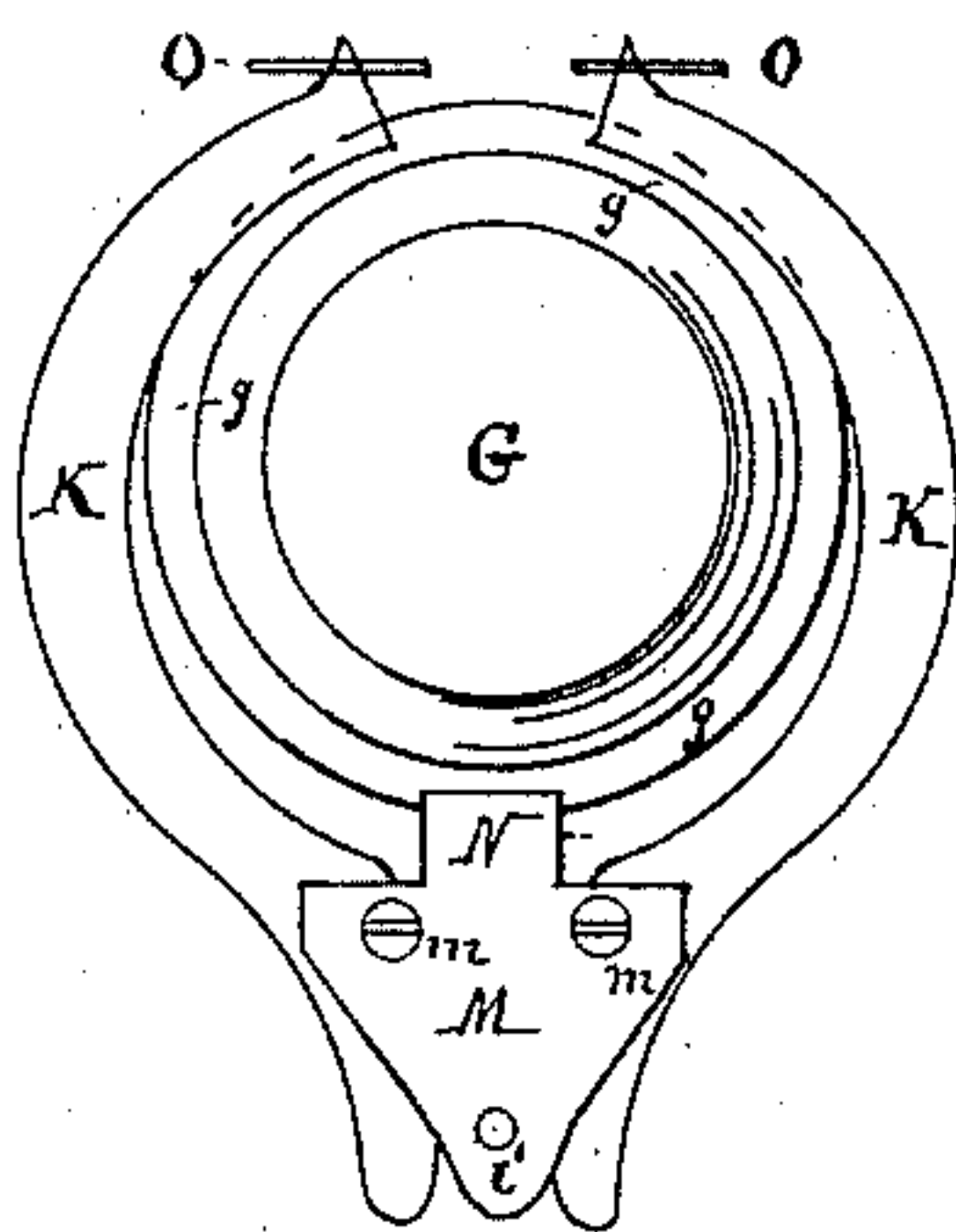


Fig. 5.

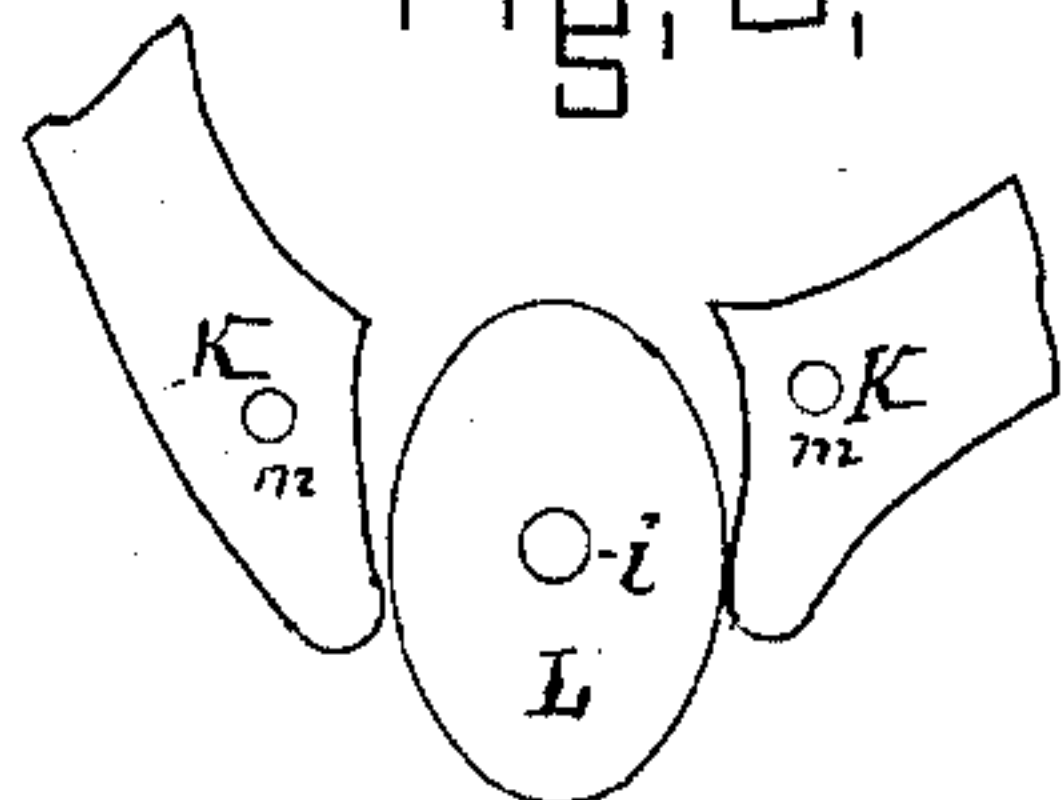
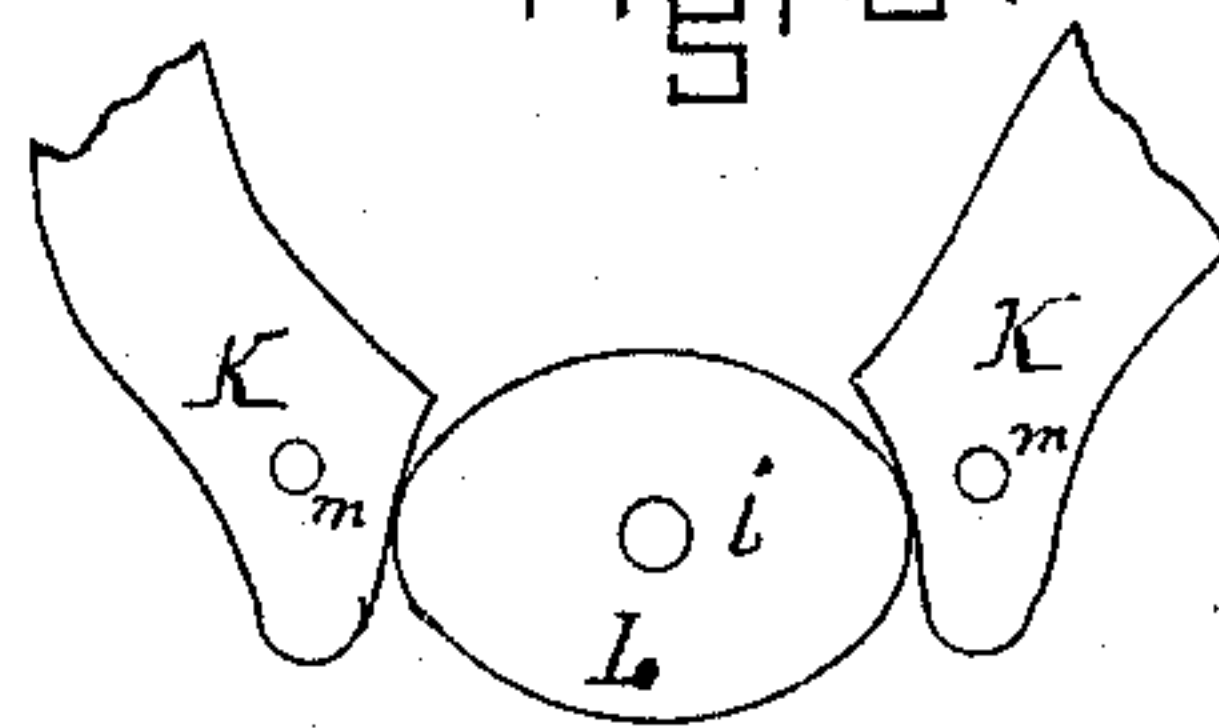


Fig. 6.



WITNESSES:

W. L. Button  
H. J. Jones

INVENTOR

William H. Jolliffe

BY G. J. Harding

ATTORNEY



# UNITED STATES PATENT OFFICE.

WILLIAM H. JOLLIFFE, OF BALTIMORE, MARYLAND.

## COMMODE.

SPECIFICATION forming part of Letters Patent No. 313,597, dated March 10, 1885.

Application filed August 2, 1884. (No model.)

*To all whom it may concern:*

Be it known that I, WILLIAM H. JOLLIFFE, of Baltimore, county of Baltimore, and State of Maryland, have invented a new and useful  
5 Improvement in Commodes, of which the following is a true and exact description, due reference being had to the drawings which accompany and form part of this invention.

Heretofore in the use and manufacture of  
10 commodes their unsightly character when not in use and the difficulty in keeping the chamber in proper position when in use have always operated as a detriment. What I purpose doing is to overcome these difficulties by  
15 combining a sliding drawer adapted for blacking shoes, boots, or the like with a method of sustaining or keeping the chamber when in use in a correct and fixed position in the commode. My method of obtaining this result is  
20 as follows: Along the side of the commode are placed two ridges—the lower one sustaining the commode-seat, the upper the blacking-box attachment. On the under side of the commode-seat are attached two arms,  
25 which encircle the chamber, and which may be clamped firmly against it by the eccentric in the top of the seat, and thus hold the chamber in a fixed position.

Figure 1 is a perspective view showing my  
30 improvements, the blacking-box attachment being partially withdrawn, thus allowing the lower parts in the commode-seat to be seen. Fig. 2 is a perspective view showing one method of arranging the commode-seat for  
35 use. In this view the boot-blackening arrangement is entirely removed. Fig. 3 is a cross-section of the entire device. Fig. 4 is a plan view from below of a device for securing the chamber in a fixed position in relation to the  
40 commode-seat. Figs. 5 and 6 are detailed views showing the method of securing the chamber in a fixed position in relation to the commode-seat.

In all these views similar letters refer to  
45 similar parts.

A is the box. B is the lid. C is the bottom of boot-blackening attachment; C', the sides; D, the front of boot-blackening attachment, forming when in place part of the front of the  
50 box. *d* is the handle for withdrawing the boot-blackening arrangement, which may also

answer to secure the lid when the box is closed. E is the foot-rest. F is the commode-seat. *f* is the orifice in the commode-seat. G is the chamber. H is the slide for boot-blackening attachment. H' is the slide for commode-seat. I is the handle for operating the eccentric and securing the chamber in a fixed position in relation to the commode-seat. K K are the arms which encircle the chamber. 55 60

M is a metal plate secured to the seat by bolts or pins *m m*, which pass through the plates, between which the arms K K have their play and are fixed. L is the eccentric, having the pivot *i* extending upward and being  
65 attached to the handle I. N is a small projection from plate M, which allows the rim of the chamber to slide under and secures the back of chamber. O O are wirestaples, which act as staples for the ends of the arms K K. 70

To operate this device as a commode, the boot-blackening attachment is withdrawn and the commode-seat may then be used either in the position it then is, or it may be withdrawn and slid into the groove from which the  
75 boot-blackening attachment has been removed.

My invention has only to do with a boot-blackening attachment as an incident, as in place of a boot-blackening attachment any applicable device may be used, my purpose being so to  
80 disguise the commode when not in use that its character will not be prominently brought forward. Therefore I do not intend to limit myself to the use of a boot-blackening attachment only. 85

What I claim, and desire to protect by Letters Patent, is as follows:

1. In a commode-box, an upper and lower slide, in combination with a removable and interchangeable commode-seat and concealing  
90 attachment, substantially as and for the purpose described.

2. The hereinbefore-described combination of handle I, arms K K, eccentric L, plate M, and bolts *m m*. 95

In testimony of which invention I have hereunto set my hand.

WILLIAM H. JOLLIFFE.

Witnesses:

F. G. LAW,  
SAML. F. LAMBERT.