

(No Model.)

W. W. WALKER.

PORTABLE DARK ROOM FOR PHOTOGRAPHERS.

No. 312,937.

Patented Feb. 24, 1885.

Fig. 1.

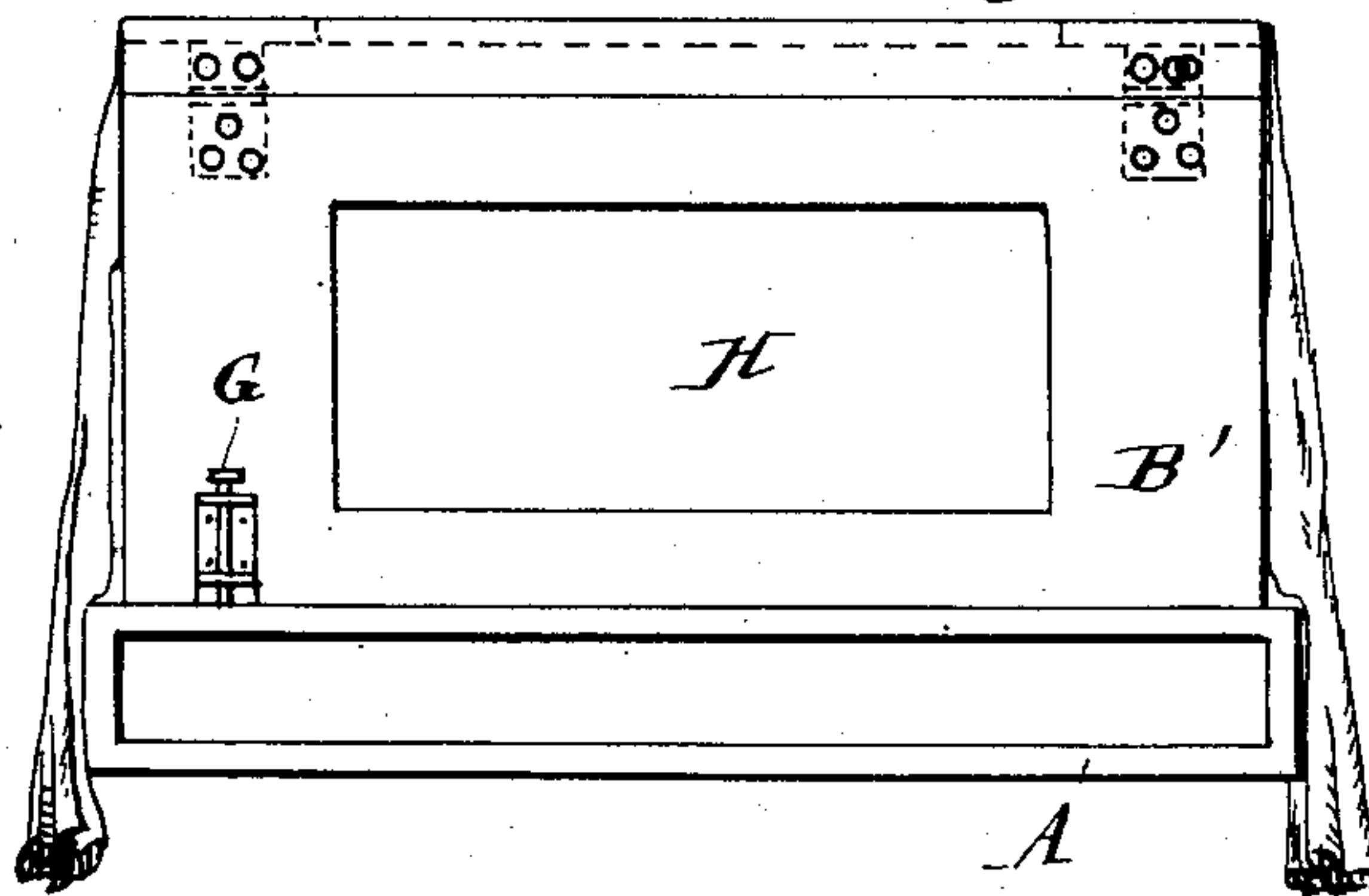


Fig. 2.

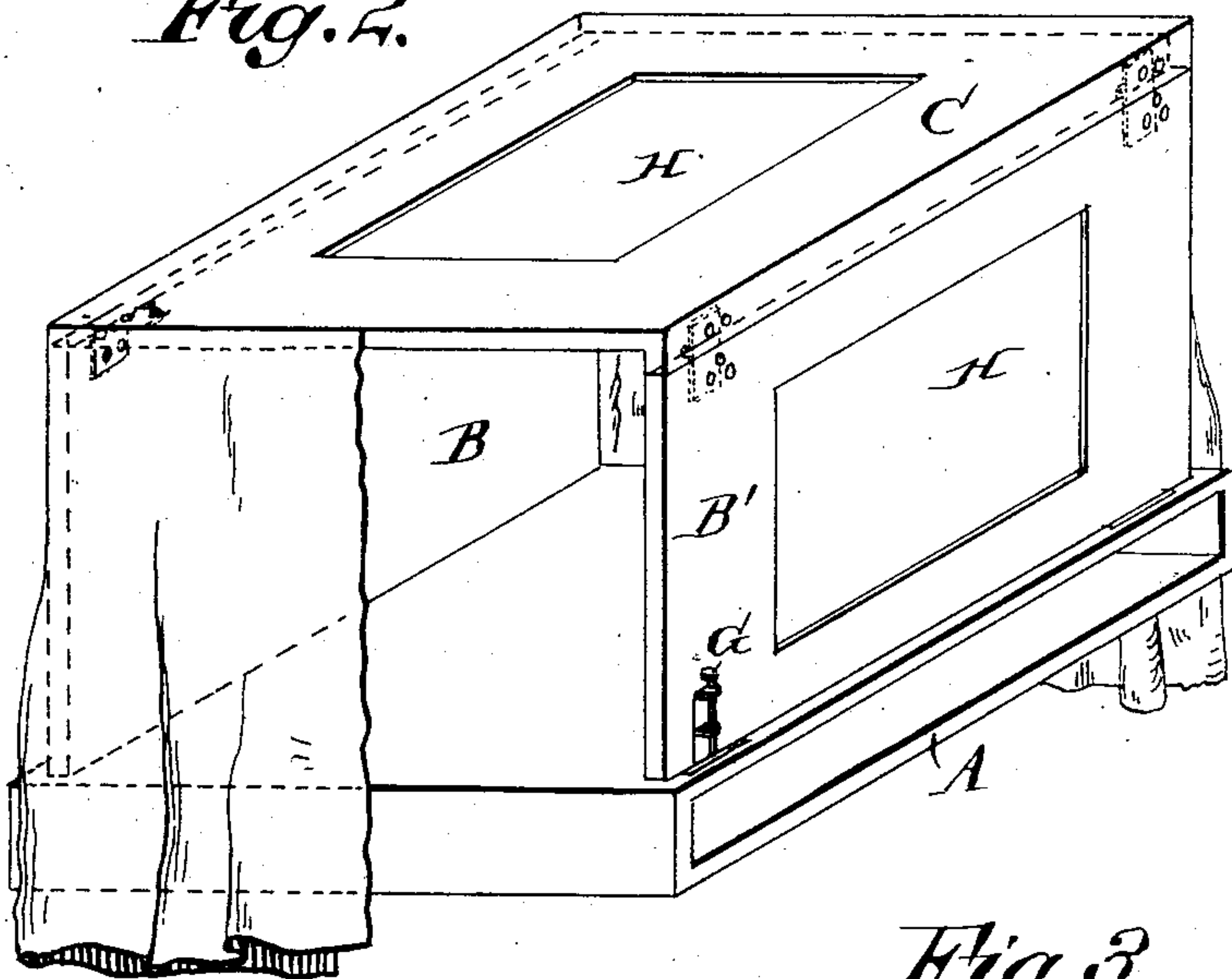


Fig. 4.

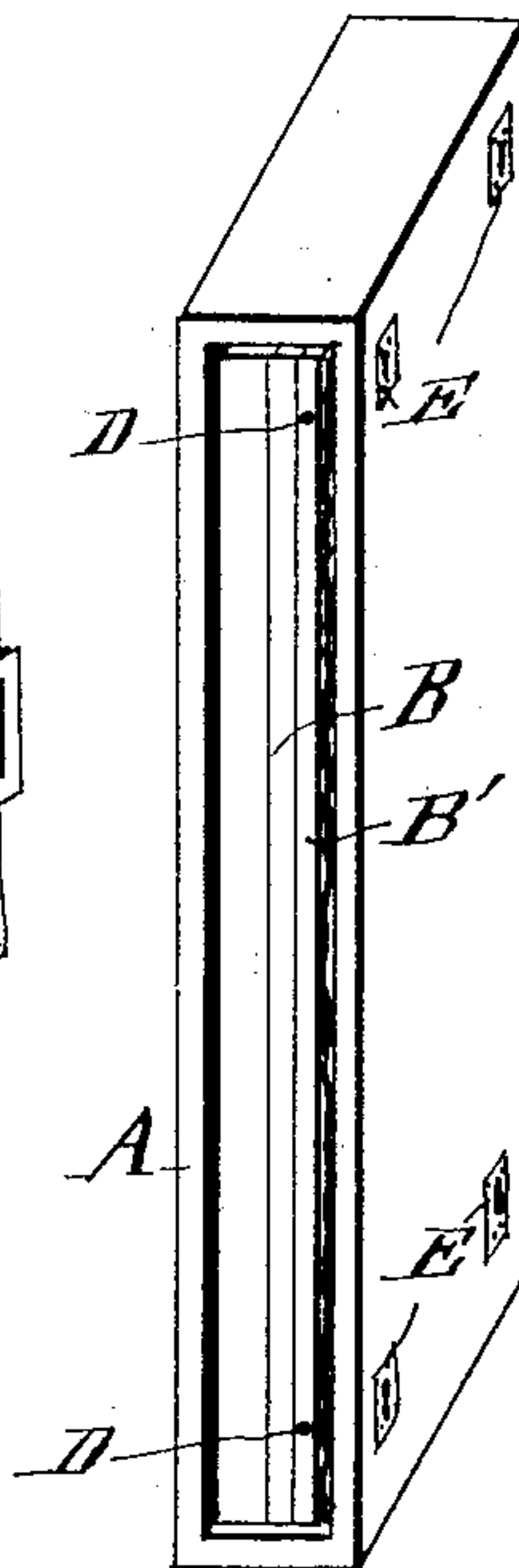
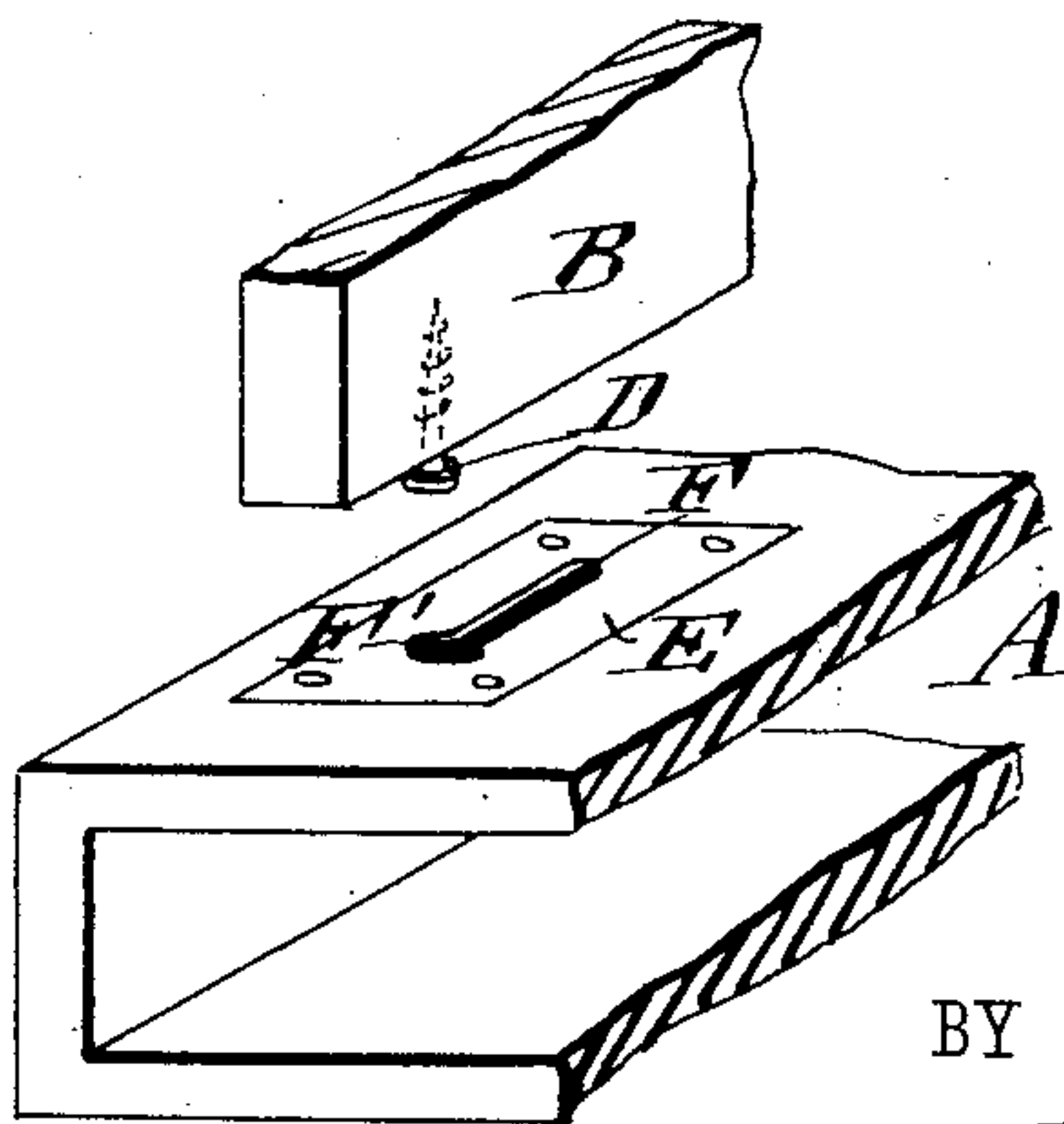


Fig. 3.



WITNESSES:

J. H. Meyer
C. Sedgwick

INVENTOR:

W. W. Walker

BY

Munn & Co

ATTORNEYS.

UNITED STATES PATENT OFFICE.

WILLIAM WEIGHTMAN WALKER, OF WILLIAMSPORT, PENNSYLVANIA.

PORTABLE DARK-ROOM FOR PHOTOGRAPHERS.

SPECIFICATION forming part of Letters Patent No. 312,937, dated February 24, 1885.

Application filed August 12, 1884. (No model.)

To all whom it may concern:

Be it known that I, WILLIAM WEIGHTMAN WALKER, of Williamsport, in the county of Lycoming and State of Pennsylvania, have
5 invented a new and Improved Portable Dark-Room for Photographers, of which the following is a full, clear, and exact description.

The object of my invention is to provide a new and improved photographic dark room
10 or box which can be folded very compactly to be transported, and can be erected for use very easily and rapidly.

The invention consists in a folding dark-room formed of a flat box and a top to which
15 two sides are hinged, the said sides being adapted to be held in an upright position on the flat box when the dark room or box is erected; but when it is folded the top and sides are placed into the flat box. Sleeves
20 are secured to the ends of the top and hinged sides. Panes of colored glass are held in the sides and top.

Reference is to be had to the accompanying drawings, forming part of this specification,
25 in which similar letters of reference indicate corresponding parts in all the figures.

Figure 1 is a longitudinal view of my improved portable dark-room, the same being erected. Fig. 2 is a perspective view of the
30 same. Fig. 3 is a detail perspective view of one corner, showing the joint. Fig. 4 is a perspective view of the dark-room, the same being folded.

The base of the dark room or box, when
35 erected, consists of a flat box, A, having one longitudinal side open to receive the other parts of the folding room. The two sides B B' are hinged to the side edges of the top C in such a manner that they can be folded
40 against the under side of the top. To permit of this the hinges on the side B' must be arranged a short distance from the edge of the top C, as shown in Figs. 1 and 2.

Headed studs or screws D project from the
45 bottom edges of the sides B B', at or near the ends, and in the upper surface of the box A slots or recesses are formed, which are covered by plates E, having longitudinal slots F, provided at corresponding ends with
50 apertures F', of sufficient size to receive the heads of the studs or screws D, the slots F be-

ing of sufficient size to receive the shanks of the studs or screws D.

On the outer side of each side B and B' a sliding bolt, G, is arranged, which is adapted
55 to be passed into a recess in the top of the box A, to prevent the sides B B' from being shifted in the direction of their length on the box A.

Apertures are formed in the top C and the
60 side B', and in the said apertures panes H, of red, yellow, or other glass or other transparent material, are held, which shut out the white light.

Bags, curtains, or sleeves J, of black fabric
65 or rubber cloth, are secured in some suitable manner to the ends of the top and sides, and are provided at their free ends with elastic bands or cords, which draw them closely around the hands, wrists, and arms passed
70 through the openings, thus excluding all light.

To erect the box the bottom edges of the sides B B' are placed on the top of the box A, the heads of the screws or studs D passing into the apertures F'. The sides B B' are then
75 shifted in the direction of their length and locked in place by the bolts G. The operator passes the plate-holder and his hands into the box through the end bags, and can change the plates, &c., in the box, the light passing in
80 through the panes H enabling him to see sufficiently to manipulate as may be necessary. When the box or room is folded, the sides, ends, and curtains are placed into box A, and thus occupy a minimum of space, and can be
85 transported very easily. The above-described dark-room can have any desired size or shape.

Having thus described my invention, I claim as new and desire to secure by Letters Patent—

1. A portable dark-room consisting of a flat
90 box, and hinged sides and top provided with colored glass and adapted to be secured to the said box, substantially as herein shown and described.

2. In a portable dark-room, the combina-
95 tion, with a flat box, of hinged sides and top, adapted to be secured to the said box, and provided with curtains, sleeves, or bags at their ends, substantially as herein shown and described.

3. In a folding dark-room, the combination,
100 with a flat box, of a top and of two sides

hinged to the same, adapted to be held erect on the box, or to be placed into the box when folded, substantially as herein shown and described.

- 5 4. In a folding dark-room, the combination, with a box in one side of which slotted plates are secured, of a top, two sides hinged to the same, headed studs projecting from the bot-

tom edges of the sides and adapted to be passed through the slotted plates, and bolts on the 10 hinged sides, substantially as herein shown and described.

WM. WEIGHTMAN WALKER.

Witnesses:

OSCAR F. GUNZ,
C. SEDGWICK.