

(No Model.)

W. SCHOTT.
JEWEL BOX.

No. 312,766.

Patented Feb. 24, 1885.

fig. 4.

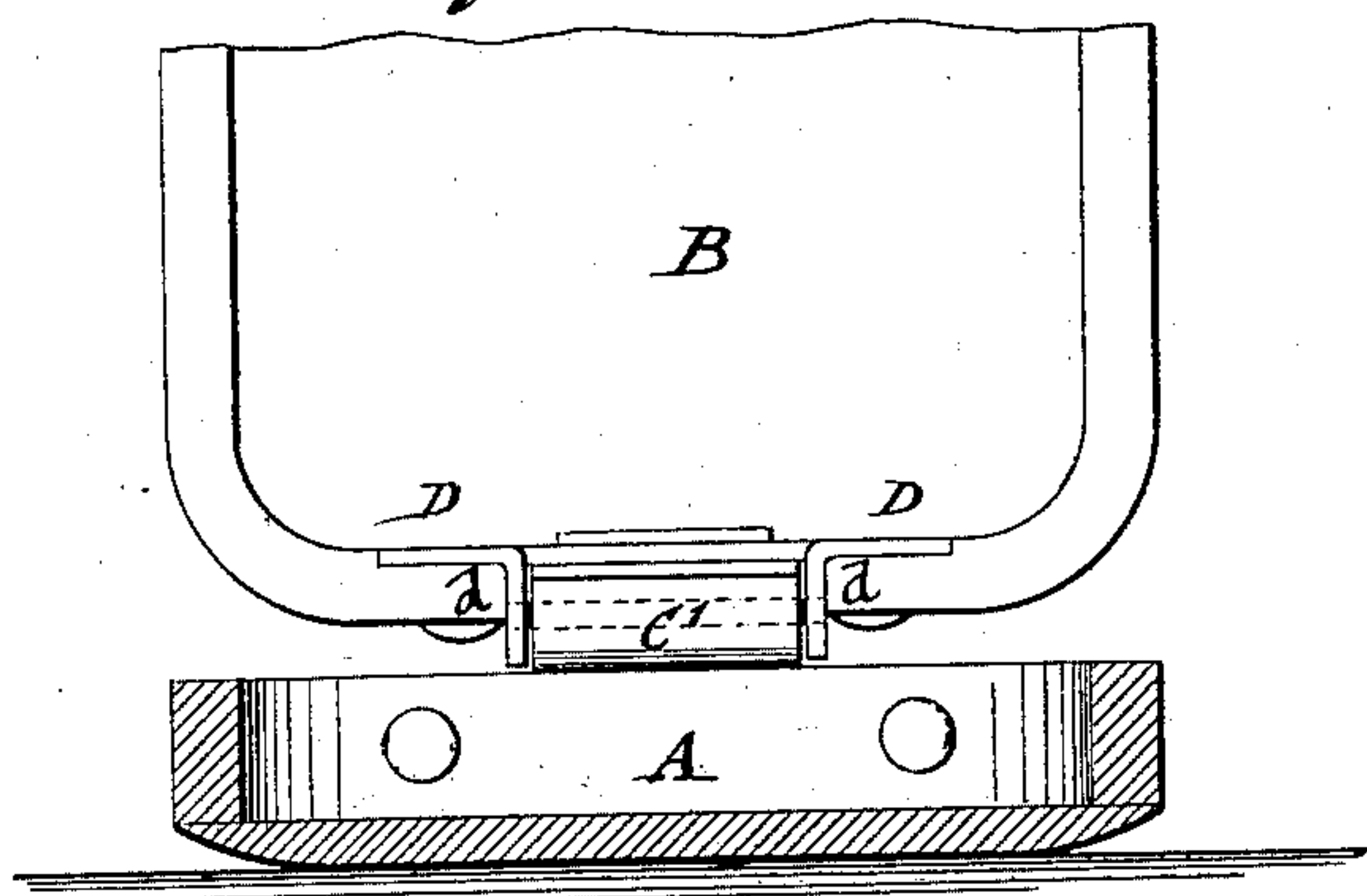


fig. 1.

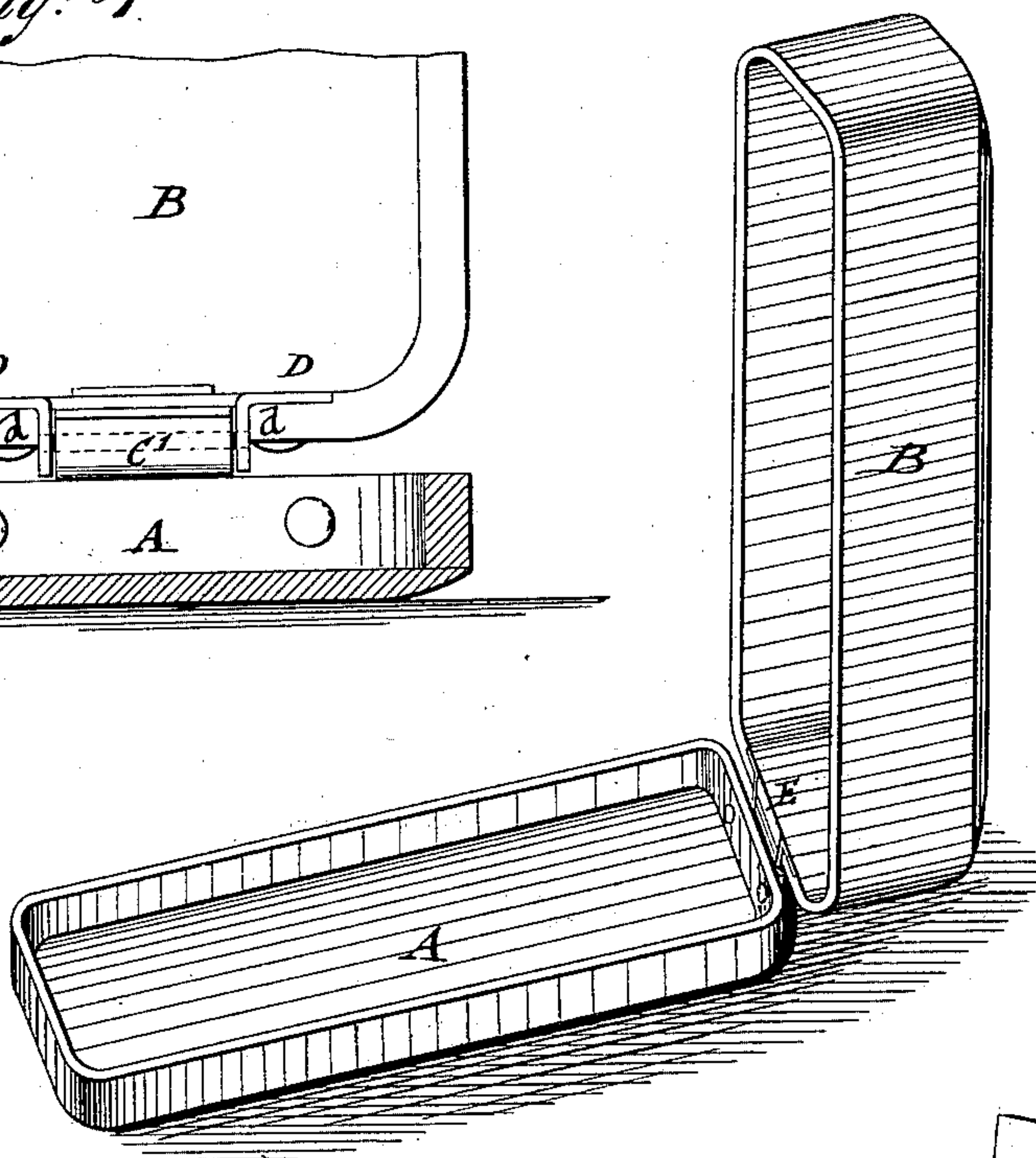


fig. 2.

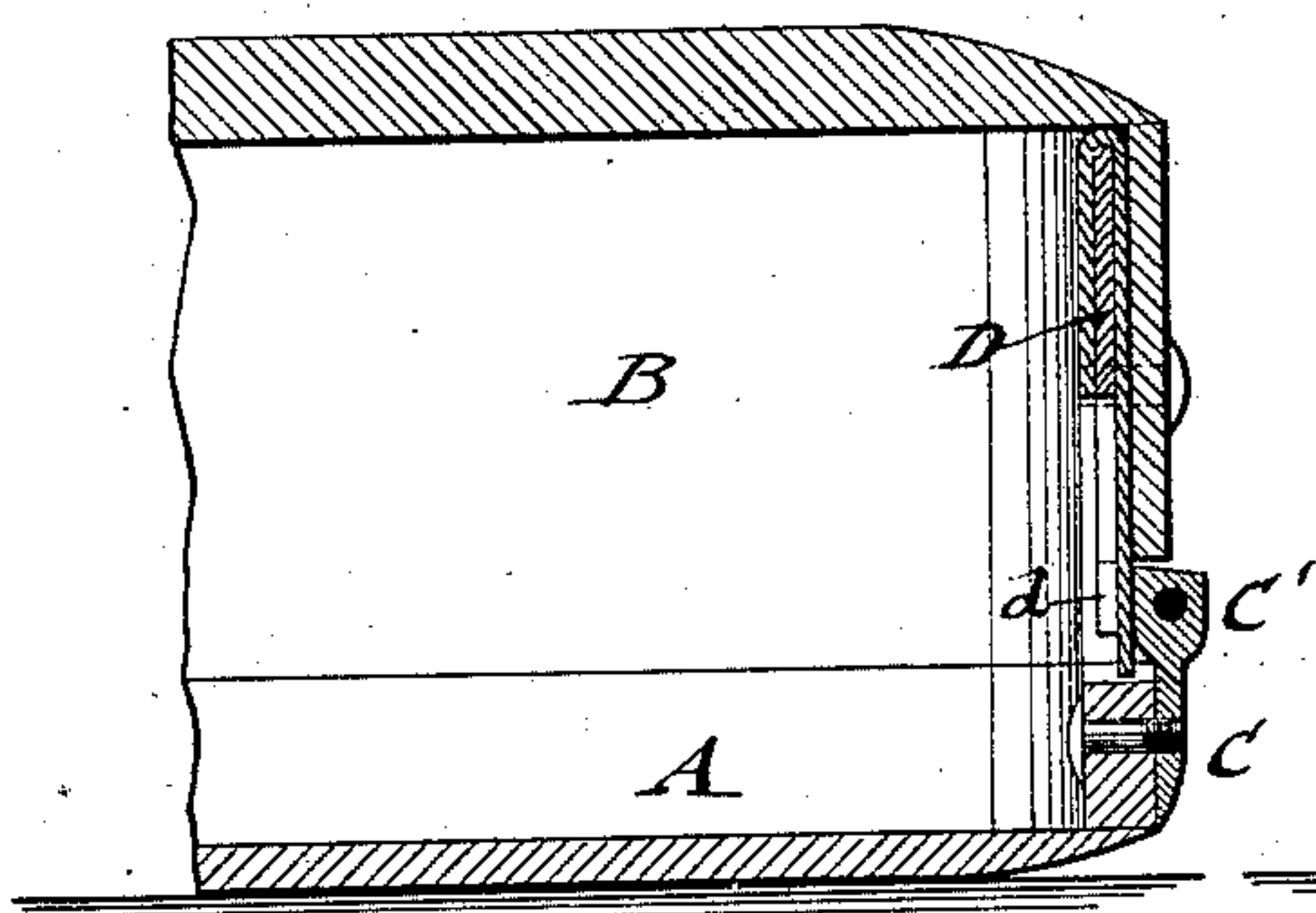


fig. 3.

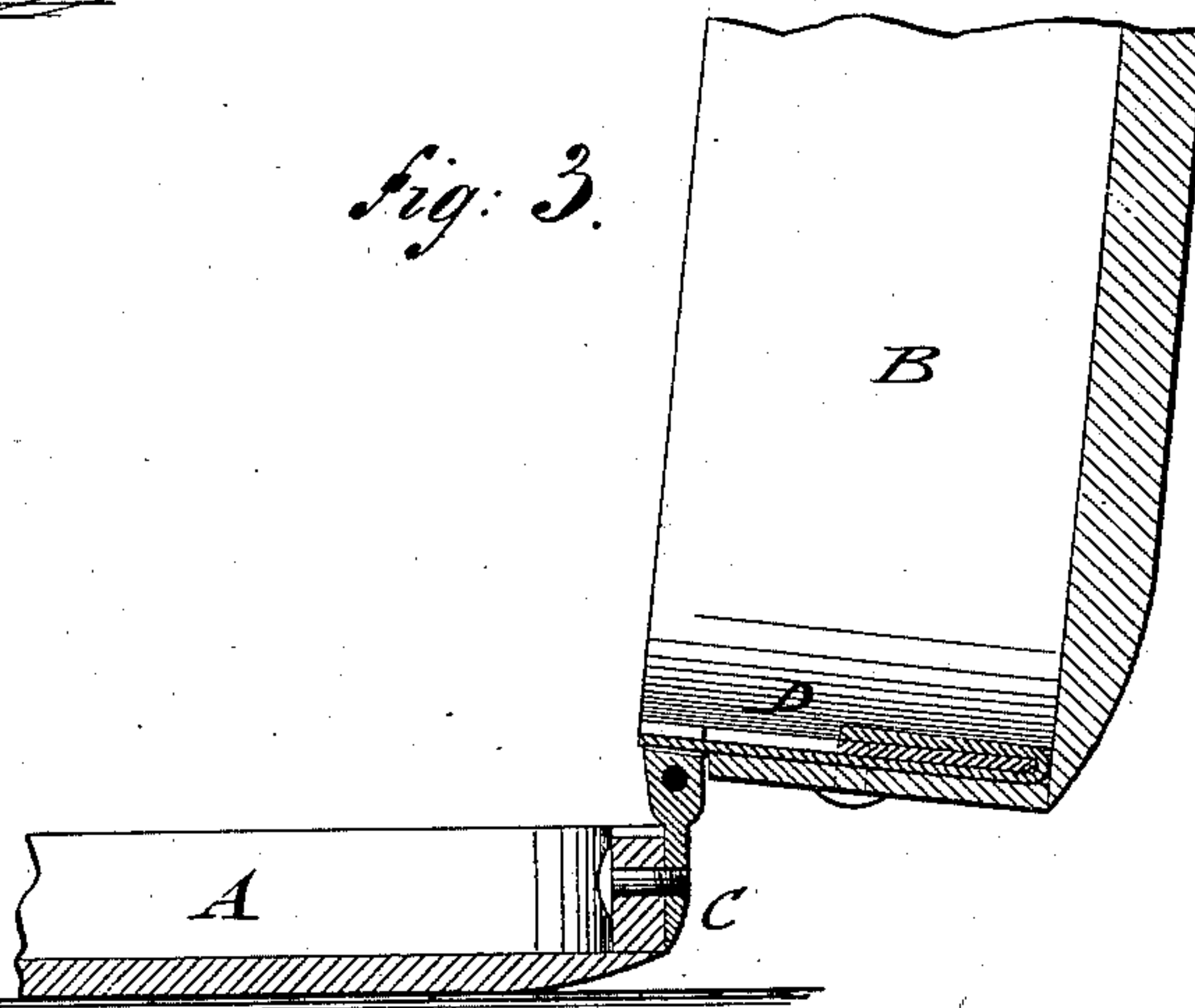
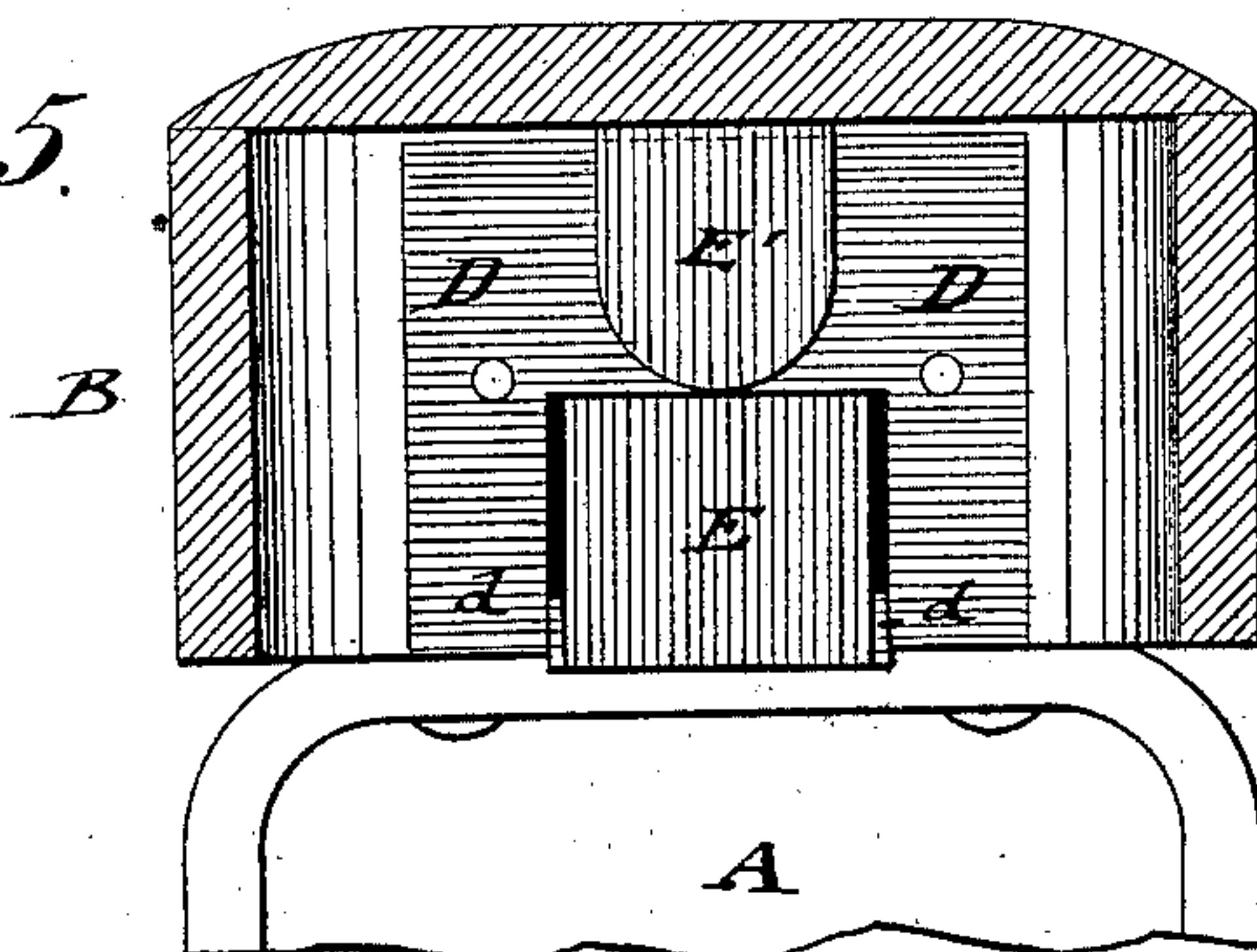


fig. 5.



WITNESSES:

A. Schehl.
Martin Petry,

INVENTOR

William Schott

BY

Joseph Regener.
ATTORNEYS.

UNITED STATES PATENT OFFICE.

WILLIAM SCHOTT, OF NEW YORK, N. Y., ASSIGNOR TO WIGGERS & FROELICK, OF SAME PLACE.

JEWEL-BOX.

SPECIFICATION forming part of Letters Patent No. 312,766, dated February 24, 1885.

Application filed March 29, 1884. (No model.)

To all whom it may concern:

Be it known that I, WILLIAM SCHOTT, of the city, county, and State of New York, have invented certain new and useful Improvements
5 in Lock-Hinges for Jewelry-Boxes, of which the following is a specification.

This invention relates to an improved lock-hinge for jewelry or other boxes, by which the lid is firmly held either in open or closed position, and a separate fastening device dispensed with.
10

The invention consists of a lock-hinge one half of which is applied to the bottom of the box and provided with an inwardly-projecting
15 triangular-shaped knuckle or heel, and of a second leaf, which is applied to the lid and provided with ears which are connected to the triangular knuckle by means of a pintle. Through a narrow opening in the upper part
20 of the leaf attached to the lid a spring is inserted and turned down against the leaf, while the larger opening in the lower part of said leaf permits the spring to be vibrated by the pressure of the triangular knuckle whenever
25 the lid is raised or lowered. The pressure of the spring against one beveled side of the knuckle keeps the lid from rising automatically, but when the box is open the pressure of the spring against the other beveled side prevents the lid from falling from open position.
30

In the accompanying drawings, Figure 1 represents a perspective view of a jewelry-box with my improved lock-hinge. Figs. 2 and 3 are vertical transverse sections of the
35 same, showing the hinge respectively in closed and open position; and Figs. 4 and 5 are details of the lock-hinge drawn on a larger scale.

Similar letters of reference indicate corresponding parts.

40 A in the drawings represents the bottom, and B the lid, of a jewelry or other box.

To the bottom A and lid B are riveted or otherwise secured the leaves C and D of my improved lock-hinge. The leaf C is provided
45 with a fixed upwardly-projecting knuckle or

heel, C', to which is hinged the leaf D, that is applied to the inside of the lid by means of bent ears *d d*, as shown in Figs. 4 and 5. A band-spring, E, is extended through a recess
of the leaf D, and secured to the same by bending its rear end, E', forward over the leaf D.
50 The front end of the spring E serves to engage the fixed heel C' of the leaf C. The rear part of the spring E abuts preferably against the top of the lid or against a shoulder of the rear wall of the lid, in case the hinge D and
55 leaf C are of less length than said rear wall. When the lid B is thrown into open position, the band-spring E binds on the top of the fixed heel C', and retains thereby the lid in
60 open position, as shown in Fig. 3. When the lid is thrown into closed position, the spring E binds on the front of the heel C', and retains thereby the lid firmly in closed position
on the bottom A, as shown in Fig. 2.
65

When the jewelry or other case is properly finished, the hinge is covered by the inside lining and outside covering, and thereby out of sight. It has the advantage that it retains
70 the lid in open position, so as to exhibit properly the articles of jewelry in the show-case, and to keep the case closed without requiring any additional lock or fastening.

Having thus described my invention, I claim as new and desire to secure by Letters Patent—
75

A jewelry-box provided with a hinge the body-leaf of which is provided with a triangular knuckle, the lid-leaf being provided with a band-spring which rests against different sides of the triangular knuckle in the different positions of the lid, whereby the latter
80 is automatically held open or closed, substantially as described.

In testimony that I claim the foregoing as my invention I have signed my name in presence
85 of two subscribing witnesses.

WILLIAM SCHOTT.

Witnesses:

PAUL GOEPEL,
SIDNEY MANN.