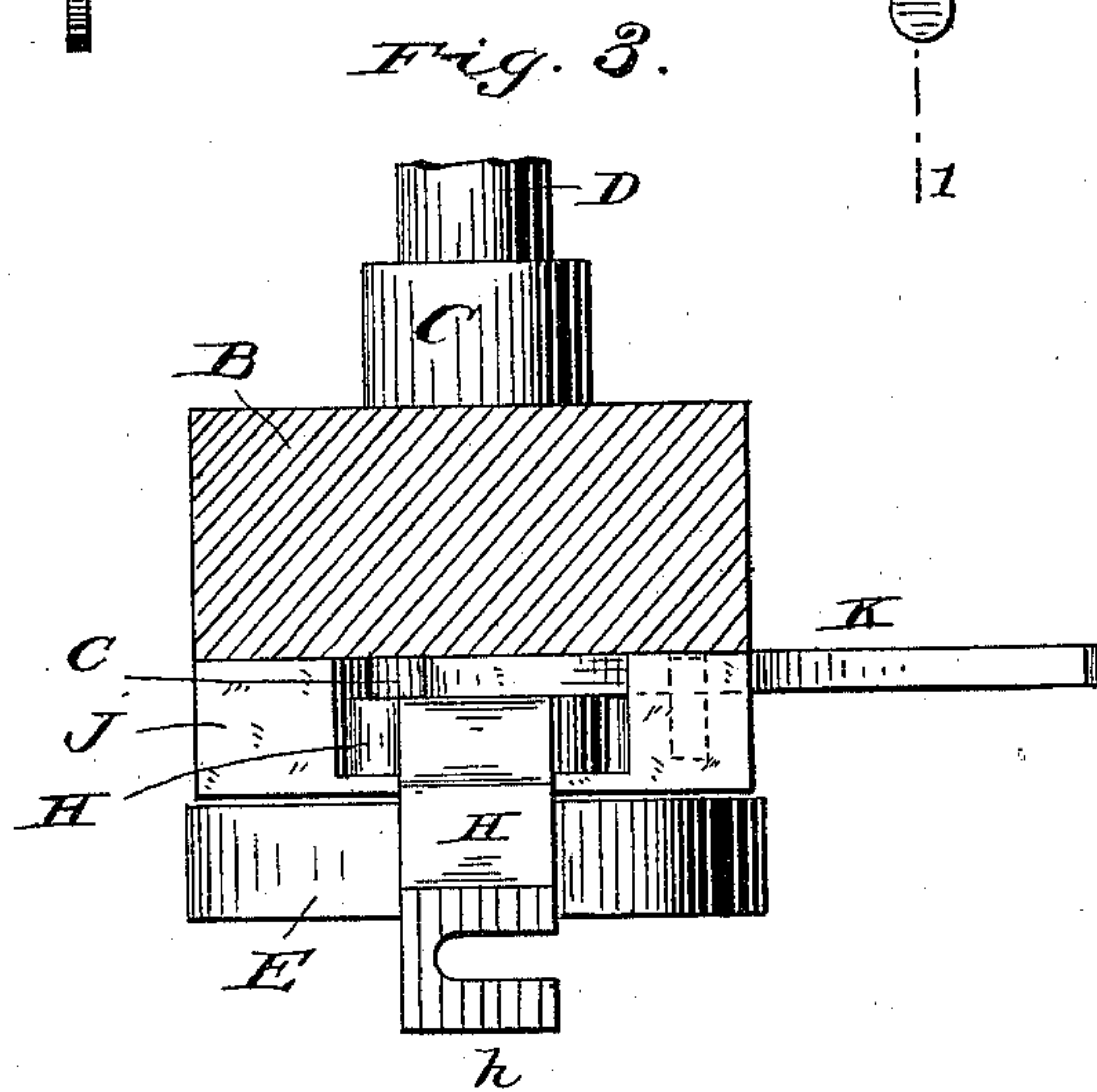
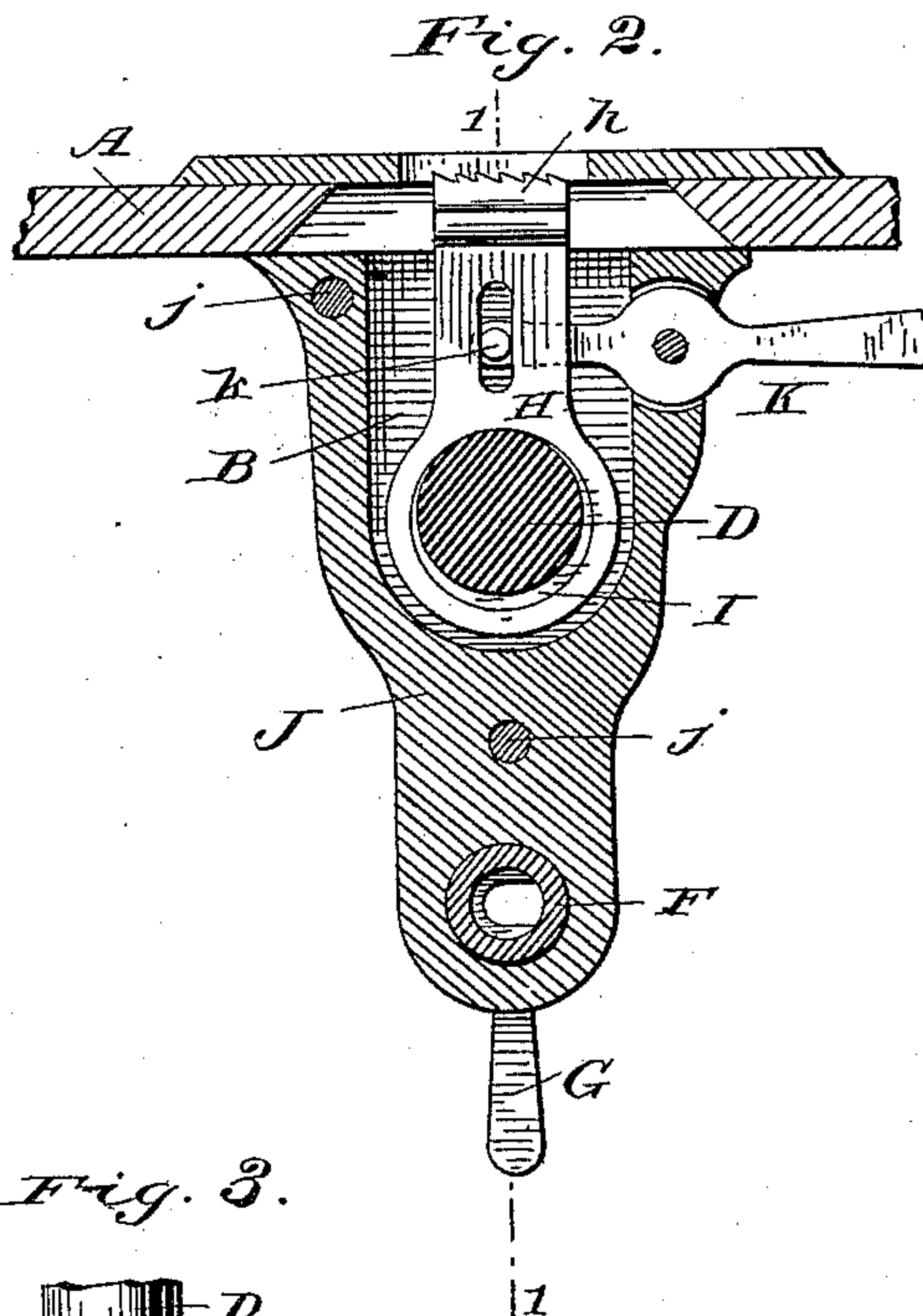
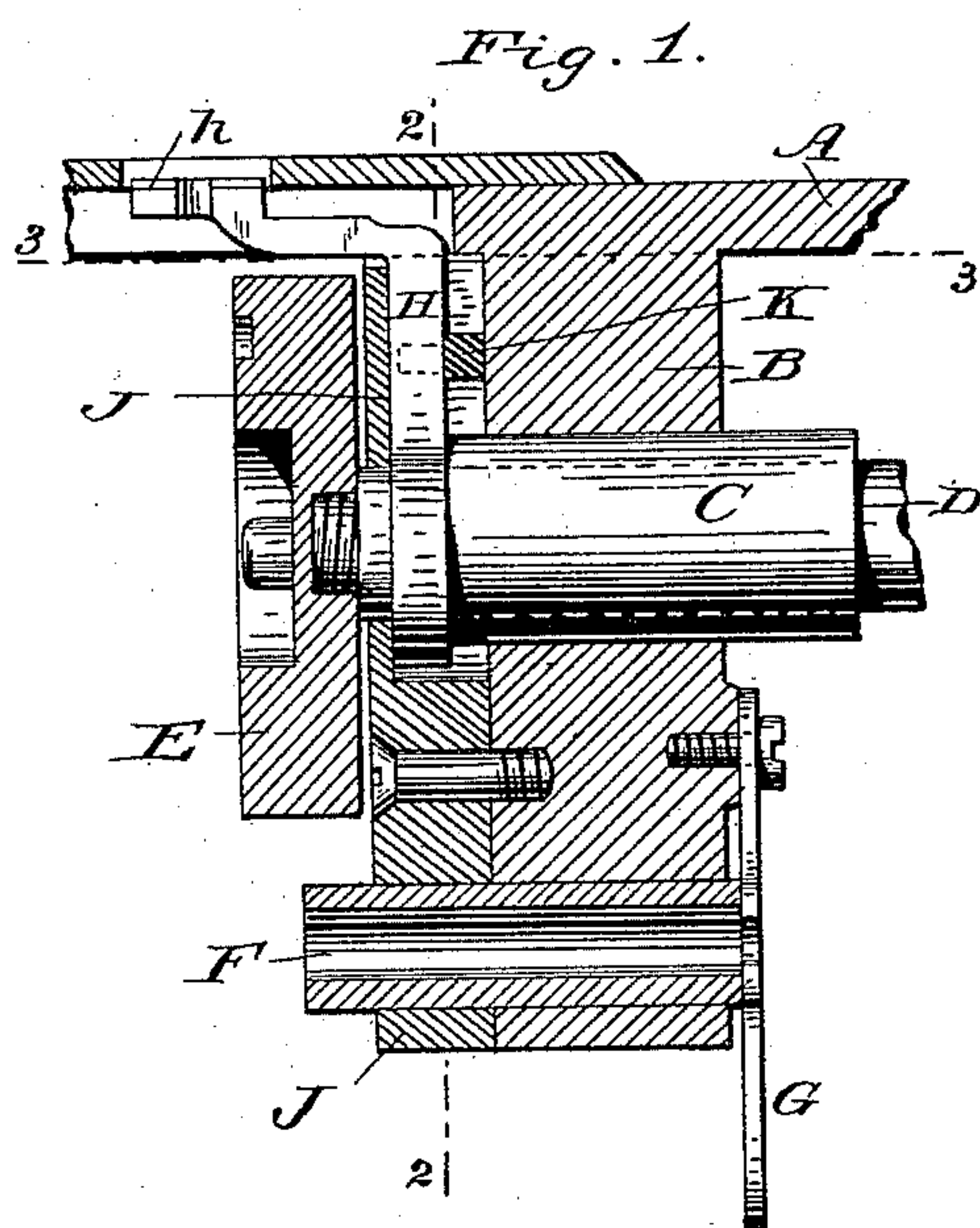


(No Model.)

J. W. POST.  
SEWING MACHINE.

No. 310,612.

Patented Jan. 13, 1885.



Witnesses:

A. T. Low  
E. D. Smith

Inventor:

John W. Post



# UNITED STATES PATENT OFFICE.

JOHN W. POST, OF NEW YORK, N. Y.

## SEWING-MACHINE.

SPECIFICATION forming part of Letters Patent No. 310,612, dated January 13, 1885.

Application filed July 3, 1884. (No model.)

*To all whom it may concern:*

Be it known that I, JOHN W. POST, a citizen of the United States, residing at New York, in the county of New York and State of New York, have invented certain new and useful Improvements in Feeding Mechanism for Sewing-Machines, of which the following is a specification, reference being had therein to the accompanying drawings.

10 My invention relates to a feeding mechanism more particularly adapted to the machine shown and described in my application No. 136,180, filed June 27, 1884, the object of my invention being to inclose the feeding mechanism, so as to exclude dust and dirt therefrom, the inclosing-plate serving also to hold the feed-lever in position on its actuating-eccentric. The feed-regulating lever may also be sustained by the inclosing-plate.

20 In the drawings, Figure 1 is a vertical section on line 1 1, Fig. 2, of my invention. Figs. 2 and 3 are sections on line 2 2 and 3 3, respectively, Fig. 1, of the same, the feed-lever being in elevation in Fig. 2.

25 A indicates a portion of the bed-plate of a sewing-machine, and B a depending lug or bracket thereon. In said lug or bracket is tightly fitted a bushing, C, forming the front bearing for the driving-shaft D, having at its forward end the looper-operating disk E. A bushing, F, for the looper-shaft, and a slotted latch, G, for holding the looper-shaft in place, as fully described in my application above referred to, are supported by the lug or bracket B.

35 H is the feed-lever, having at its upper offset end the feed-dog *h*, the lower end of the said lever encircling an eccentric, I, secured to the driving-shaft D.

40 J is a recessed plate, conforming in outline to the bracket B, to which it is secured by screws *j*, or in any other suitable manner. This recessed bracket J thus forms a housing for the feed-lever and its eccentric, tightly inclosing these parts laterally, as shown in Fig. 3, and thereby excluding dust and dirt therefrom.

The bushing C projects within the recess of the plate J against the feed-lever H, the

opposite side of the said lever being in loose 50 contact with the inside wall of the said recessed plate, which thus serves to keep said lever in position on its operating-eccentric, where it can easily and noiselessly play between the plate and bushing when the machine is in operation. 55

K is the feed-regulating lever, which is preferably pivoted on a pin entering the plate J, which thus serves as a support for said lever, a pin, *k*, on the end of which enters a slot in the feed-lever. The pin *k* serves 60 as a fulcrum for the feed-lever, and by moving said pin nearer to or farther from the feed-operating eccentric the throw of the feed-dog at the upper end of the feed-lever will be varied, according to the length of stitch desired, in a well-known manner. 65

Having thus described my invention, I claim and desire to secure by Letters Patent—

1. The combination, in a sewing-machine, 70 of a bed-plate having a depending bracket, a recessed plate attached to said depending bracket and having a shape corresponding thereto, a driving-shaft, a bushing for said shaft, fixed to the depending bracket and projecting within the recess of its attached plate, and an eccentric and a feed-lever, both arranged within the said recess, whereby the attached recessed plate is adapted to serve as a housing for the said feed-lever, and to hold 80 the latter in place on its eccentric, substantially as set forth.

2. The combination, in a sewing-machine, of a bed-plate having a depending bracket, a recessed plate attached to said depending 85 bracket, a feed-regulating lever attached to said recessed plate, a driving-shaft, a bushing for said shaft, fixed to the depending bracket and projecting within the recess of its attached plate, and an eccentric and a feed-lever, both arranged within the said recess, whereby the attached plate is adapted to serve as a housing for the said feed-lever, and to hold the latter and the feed-regulating lever in place, substantially as set forth. 95

3. The combination, in a sewing-machine, of a bed-plate having a depending bracket, a recessed plate rigidly secured to said de-

pending bracket, a driving-shaft, an eccentric, and a feed-lever, the latter and the eccentric being contiguous to the inner surface of the said recessed plate, which is thus adapted to protect these parts from dust and to retain the said lever on its eccentric, substantially as set forth.

In testimony whereof I affix my signature in presence of two witnesses.

JOHN W. POST.

Witnesses:

ALBERT H. NORRIS,  
E. D. SMITH.