

(No Model.)

F. F. UNCKRICH.

TIDY HOLDER.

No. 308,583.

Patented Nov. 25, 1884.

Fig. 1.

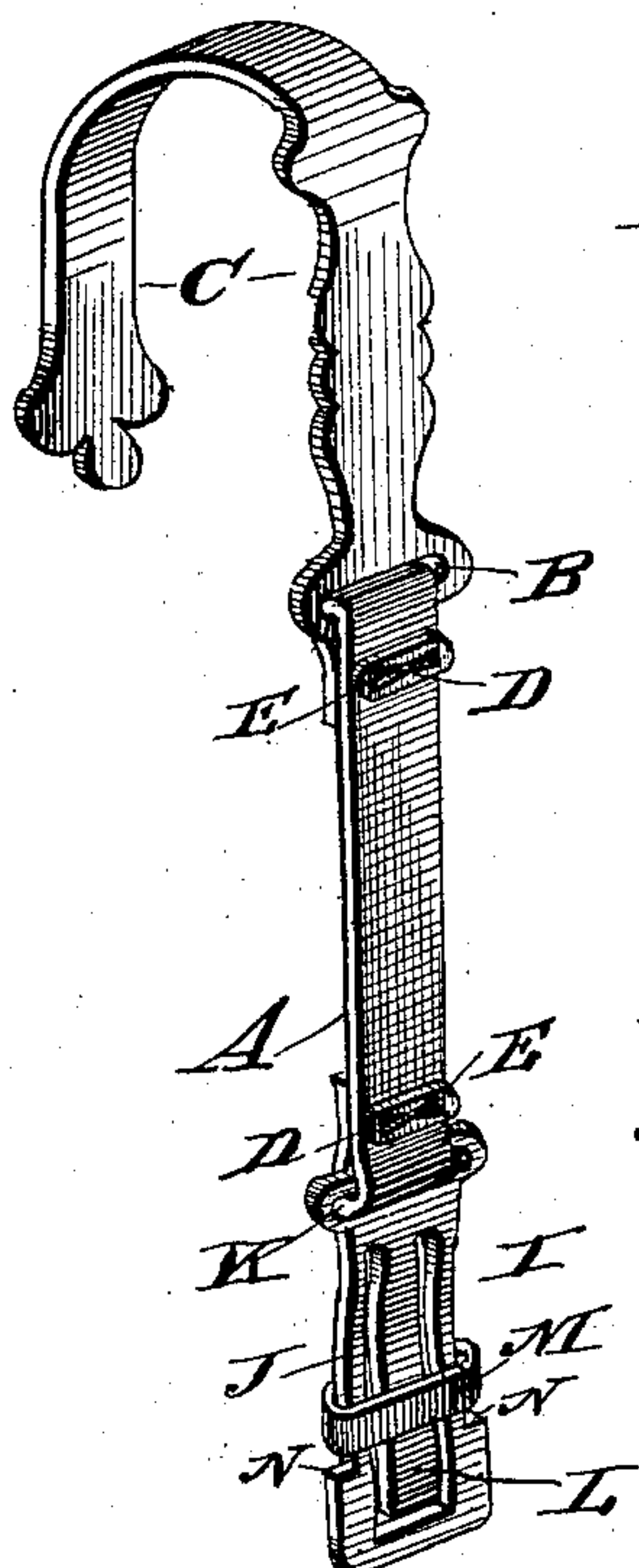


Fig. 2.

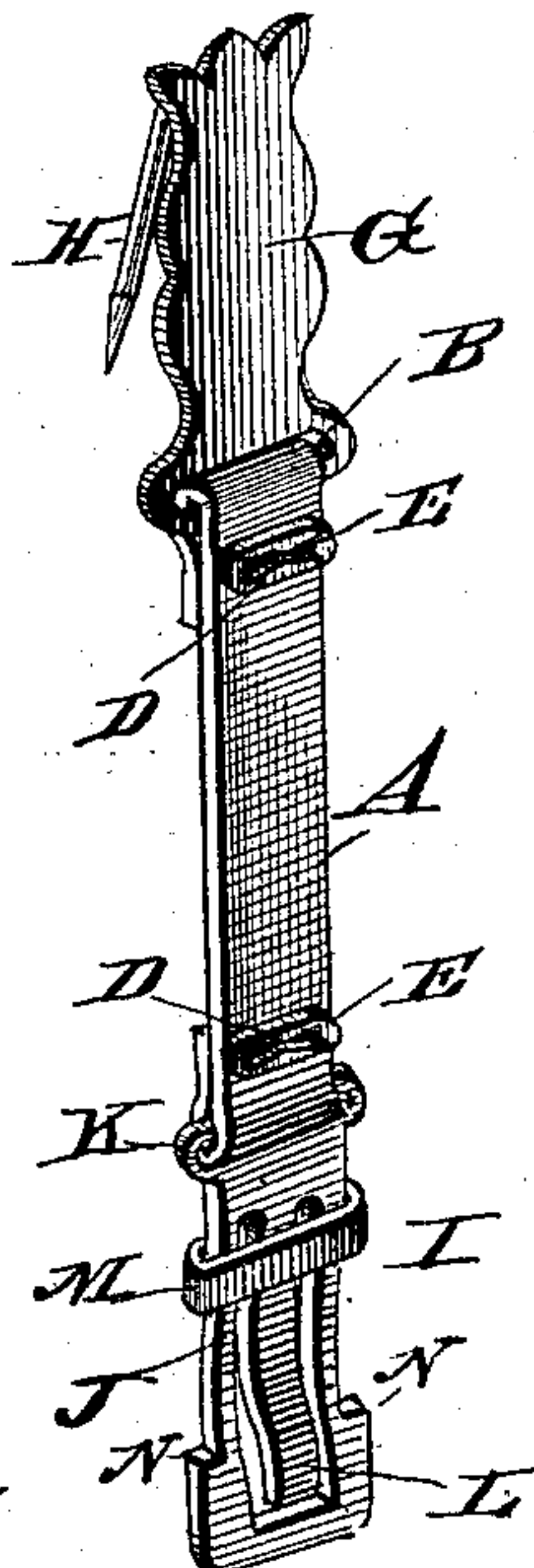


Fig. 3.

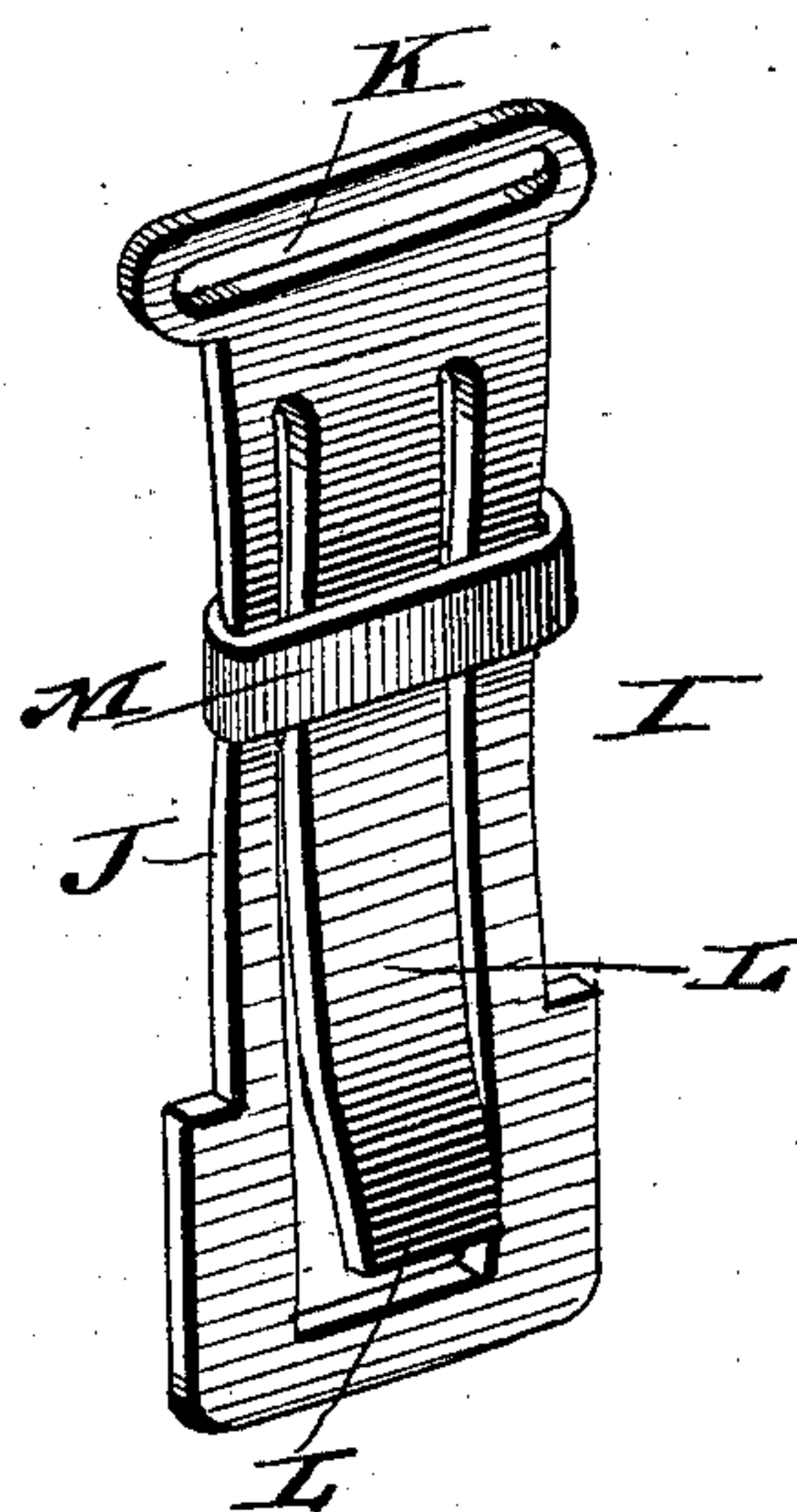


Fig. 5. D


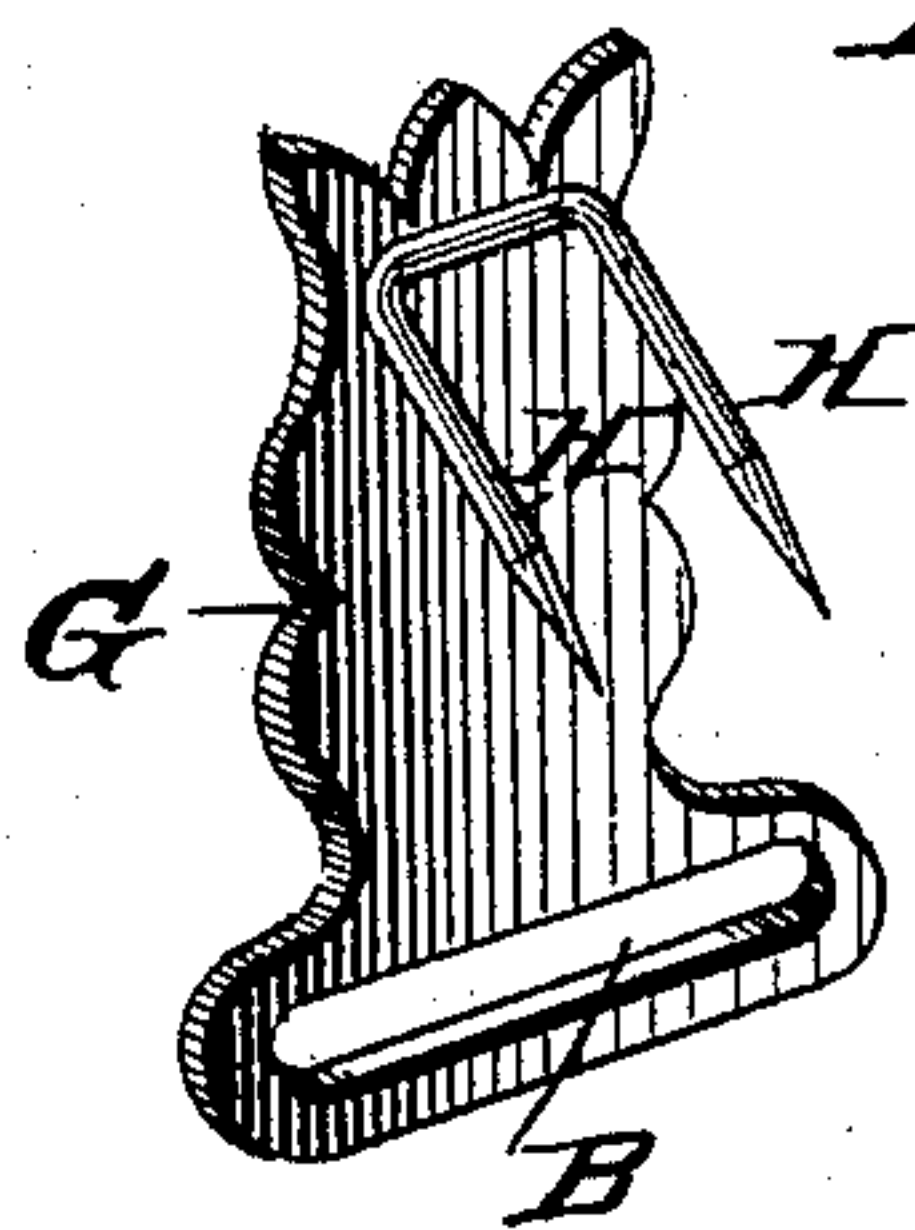


Fig. 4.



WITNESSES:

Fred. L. Dietrich
Witness

Ferdinand F. Unckrich,
INVENTOR.

By Louis Bagger & Co.
ATTORNEYS.

UNITED STATES PATENT OFFICE.

FERDINAND F. UNCKRICH, OF SANDUSKY, OHIO, ASSIGNOR OF ONE-HALF
TO WILLIAM HASSELBACH, OF SAME PLACE.

TIDY-HOLDER.

SPECIFICATION forming part of Letters Patent No. 308,583, dated November 25, 1884.

Application filed October 6, 1884. (No model.)

To all whom it may concern:

Be it known that I, FERDINAND F. UNCKRICH, of Sandusky, in the county of Erie and State of Ohio, have invented certain new and
5 useful Improvements in Tidy-Holders; and I do hereby declare that the following is a full, clear, and exact description of the invention, which will enable others skilled in the art to
10 reference being had to the accompanying drawings, which form a part of this specification, and in which—

Figure 1 is a perspective view of my improved tidy-holder. Fig. 2 is a similar view
15 of a slight modification of the same. Fig. 3 is a detail view of the tidy-clasp. Fig. 4 is a view of the pronged fastener for the upper end of the holder, and Fig. 5 is a view of the
20 pronged clinch or fastener for securing the doubled ends of the elastic band.

Similar letters of reference indicate corresponding parts in all the figures.

My invention has relation to devices for holding
25 tidies in place upon chairs, &c., or similar devices for holding pieces of fabric or garments and supporting them; and it consists in the improved construction and combination of parts of the same, as hereinafter more fully described and claimed.

30 In the accompanying drawings, the letter A indicates a piece of elastic band, the upper end of which is inserted through a transverse slot, B, in the end of a curved hook, C, which
35 is adapted to be hooked over the back of a chair or other piece of furniture, and the end of the elastic band is secured to the band after having been passed through the slot by means of a clinch or fastener, D. This fastener
40 is formed by a piece of sheet metal, which is cut longitudinally to form a slot, E, contracted at its middle corresponding in shape to the prongs F F, which are cut out from the slot and bent outward, adhering with their
45 inner ends to the ends of the slot.

When the piece of furniture upon which
45 the holder is used has no frame around its back over which the hook may be clamped, the said hook may be supplanted by a plate, G, secured to the end of the elastic band in
50 the same manner as the hook, and provided

at its free end with two inwardly-pointing prongs, H H, which may be inserted into any
suitable portion of the upholstery of the back for the purpose of supporting the upper end
of the holder, this form of fastener for the
55 upper end of the holder being shown in Figs. 2 and 4. The tidy-clasp I is formed by a plate, J, of sheet metal, provided with a transverse slot, K, at its upper end, through
60 which passes the lower end of the elastic band, which is secured in the same manner as the upper end by a fastener, D. The clasp-plate is slotted longitudinally, so as to form a
65 tongue, L, adhering at the upper end of the slot, and a slide, M, is placed around the tongued plate, sliding upon the same and serving
to force the tongue into its slot, the said tongue being possessed of a certain amount of
70 springiness, and being bent so as to project out at one side of the plate. The side edges
of the clasp-plate are formed with shoulders
N at the lower ends, for the purpose of preventing the slide from passing over the end
of the clasp.

It will be seen that a piece of fabric being
75 inserted with its edge under the projecting end of the spring-tongue, and the slide being slid down until the tongue clasps the fabric
firmly, the said piece of fabric will be held so
80 that it may be supported from the holder.

It follows that the clasp may be used as a
clasp or clamp for garments or similar articles, and it follows also that the pronged fastener may be used for securing any two pieces
85 of fabric together.

Having thus described my invention, I claim
and desire to secure by Letters Patent of the
United States—

1. A clasp consisting of a piece of sheet metal formed with a transverse slot, or similar
90 means for attaching it at its upper end, having a longitudinal slot provided with a spring-tongue adhering at the upper end of the slot, and having its free end bent slightly
95 outward, and having the lower ends of its side edges formed with shoulders, and a slide fitting upon the tongued plate, as and for the purpose shown and set forth.

2. In a tidy-fastener, the combination of a
clasp-plate formed with a transverse slot at
100

its upper end, and with a spring-tongue adhering at its upper end in the upper end of a longitudinal slot in the plate, and with a slide, an elastic band secured at the upper end of the clasp-plate through the slot, and means, substantially as described, for securing the upper end of the elastic band, as and for the purpose shown and set forth.

3. A tidy-holder consisting of a clasp-plate having a transverse slot at its upper end, having a longitudinal slot provided with a spring-tongue adhering with its upper end in the upper end of the slot, and having a slide, a hook adapted to clamp over the upper edge of the frame of the back of a piece of furniture, and having a transverse slot at its in-

ner end, a piece of elastic band inserted through the slots of the clasp and of the hook, and the pronged fasteners securing the ends of the band to the inner portions of the band, and having a longitudinal slot narrowing at its middle, and having two prongs adhering at the ends of the slot and passed through the elastic band securing the parts together, as and for the purpose shown and set forth.

In testimony that I claim the foregoing as my own I have hereunto affixed my signature in presence of two witnesses.

FERDINAND F. UNCKRICH.

Witnesses:

E. FLEICHINGER,
JACOB KANE.