

(Model.)

B. S. BARCKDALL.

BURGLAR ALARM.

No. 308,048.

Patented Nov. 18, 1884.

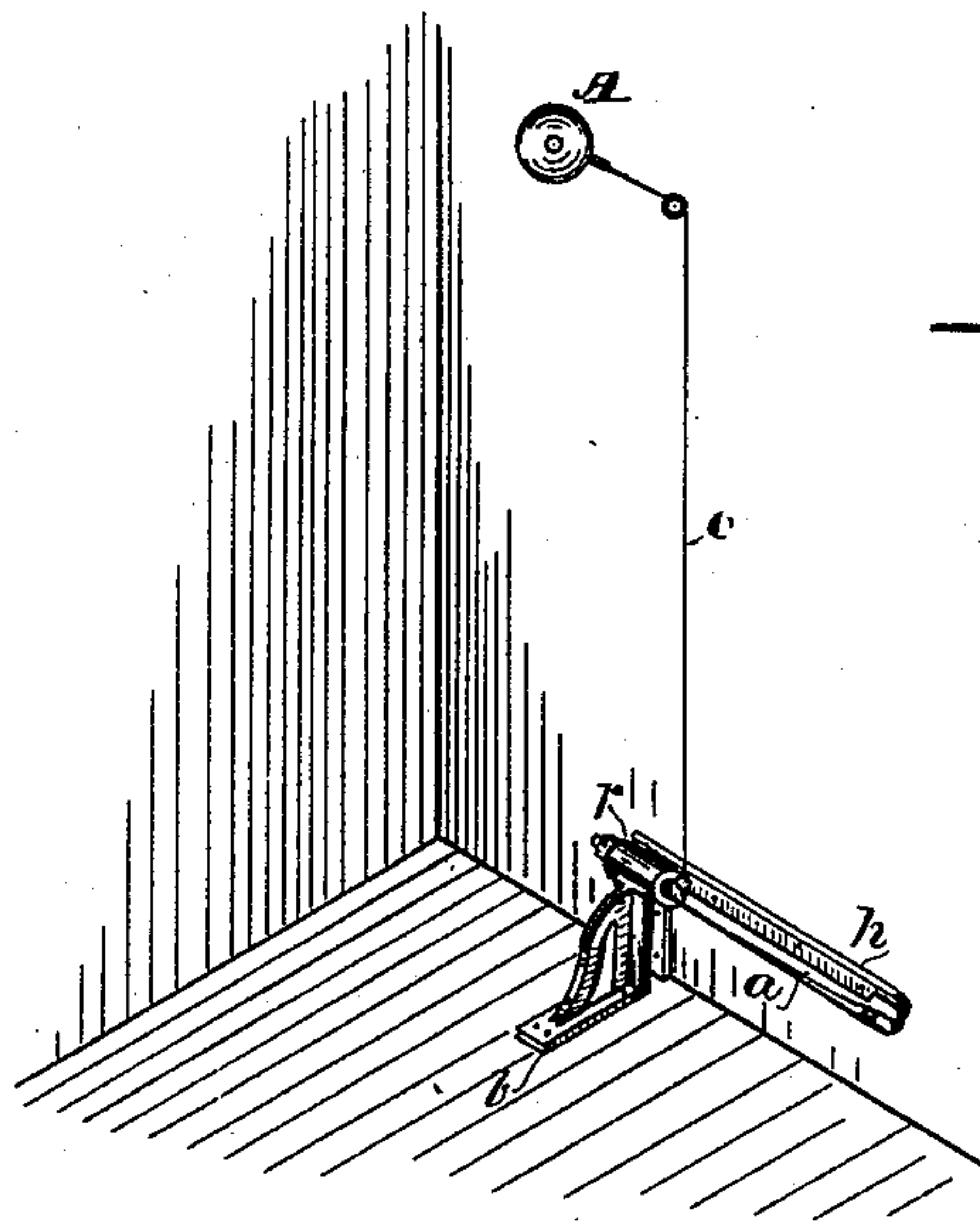


Fig. 1.

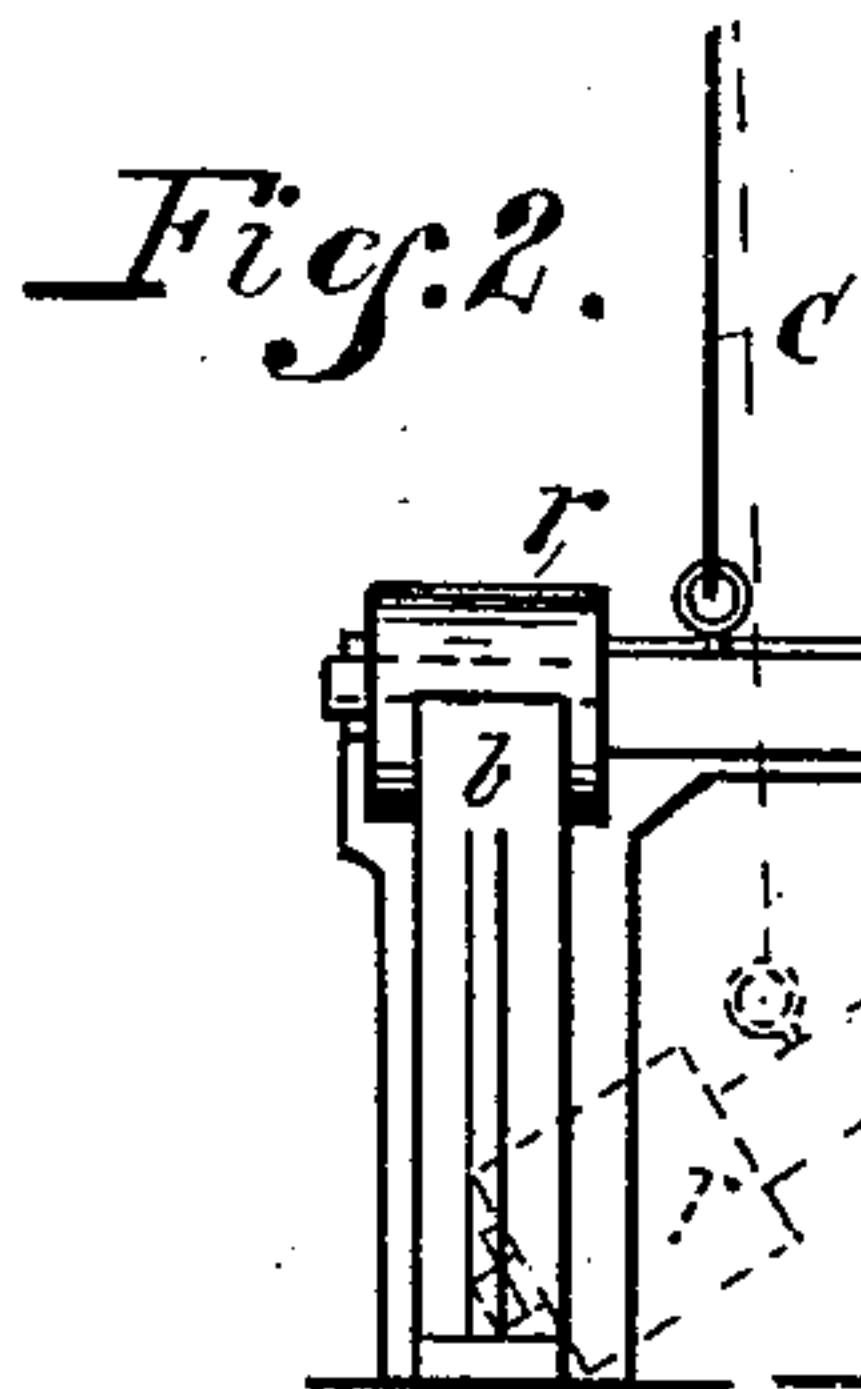


Fig. 3.

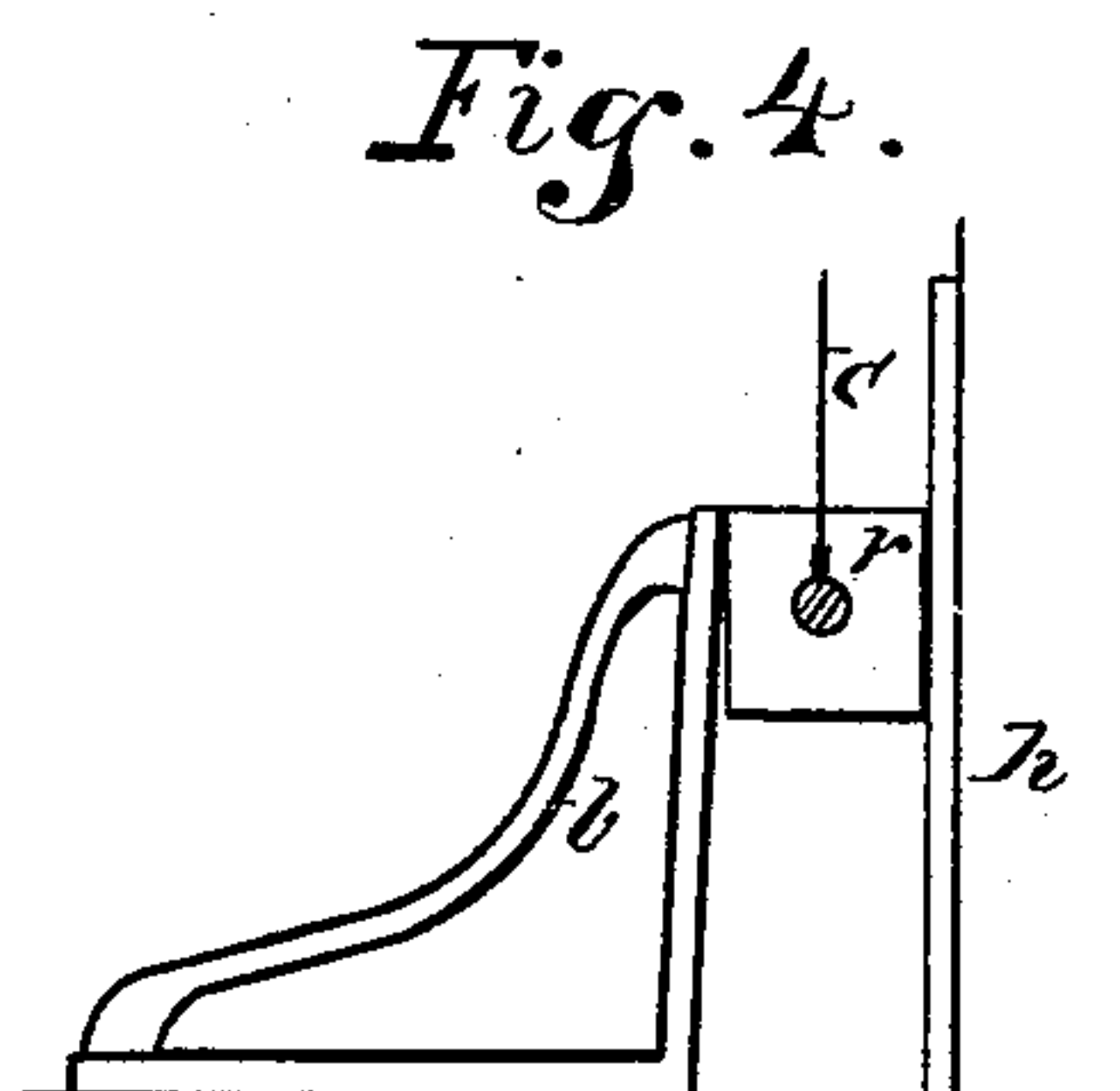


Fig. 4.

WITNESSES.

Jacob W. Cooper
H. Stacey

INVENTOR.

Benjamin S. Barckdall.

By C. F. Jacobs
Atty.

UNITED STATES PATENT OFFICE.

BENJAMIN S. BARCKDALL, OF INDIANAPOLIS, INDIANA.

BURGLAR-ALARM.

SPECIFICATION forming part of Letters Patent No. 308,048, dated November 18, 1884.

Application filed July 12, 1884. (Model.)

To all whom it may concern:

Be it known that I, BENJAMIN S. BARCKDALL, a resident of Indianapolis, Marion county, Indiana, have made certain new and useful Improvements in Burglar-Alarms, a description of which is set forth in the following specification, reference being made to the accompanying drawings, in the several figures of which like letters indicate like parts.

10 In the drawings, Figure 1 represents a view in perspective of my device in place against the side wall, with the alarm overhead and a cord or wire connecting the device with the alarm-bell. Fig. 2 is a front view of the device when the arm *a* and roller-weight are used. 15 Fig. 3 is an end view of the same. Fig. 4 is an end view of a similar device, only a mere weight takes the place of the arm and roller-weight.

20 In detail a side plate, *h*, is fastened in any convenient place out of sight and against the side wall or a partition which communicates with the floor of the room. In front of this and fastened to the floor is a bracket, *b* whose 25 inner face is not parallel with the face of the plate *h*, but approaches the latter slightly at the top, so that the open space between the bracket *b* and plate *h* will be narrower at the top than at the bottom. An arm, *a*, is pivoted to plate *h*, as shown in Fig. 2, and the 30 end of this arm carries a weight, *r*, made round to serve as a roller, fitting loosely on the end of the arm *a*, as shown. An eye is screwed into the arm *a* just back of the weight, 35 and a cord or wire leads from this eye to an alarm-bell, *A*, which is set in any convenient place, preferably out of sight. The bracket *b* is set so far from plate *h* that the roller *r* will catch and be held in a delicate pinch at or 40 near the top of bracket *b*, as shown in Fig. 3. When in this position, the cord to the alarm-bell must be drawn tense rather than slack.

The alarm being wound up, and the cord attached to the arm carrying the weight, or directly to the weight, the device is ready for use. 45 As soon as a person enters the room where it is located the impact of the foot upon an ordinary floor transmitted along the fibers of the wood to the device the same jars, the weight falls, and the attached cord pulls the lever 50 of the alarm and sets it ringing.

In place of arm *a* and roller *r* an ordinary weight may alone be used, the principle in both being the same. The arm and roller-weight are preferable, as being less likely to 55 stick in the jaw than the square weight, or a wedge-shaped weight might be used, the shape of the weight not being of prime importance.

What I claim, and desire to secure by Letters Patent, is the following: 60

1. A burglar-alarm wherein a weight is held up by friction between the faces of two upright standards set at a slight angle to each other, the weight connected to a suitable 65 alarm, and one or more of the standards resting upon the floor, so that the impact of the foot upon the floor shall serve to dislodge the weight and cause it to fall and ring the alarm, substantially as described.

2. The bracket *b*, side plate, *h*, connected to 70 a floor and side wall, respectively, as shown, the weight *r*, alarm *a*, and connecting-cord, all combined substantially as described.

3. The bracket *b*, connected to the floor, side plate, *h*, secured to the wall, arm *a*, pivoted to 75 plate *h* and carrying roller-weight *r*, alarm *A*, and connecting-cord, all combined and arranged substantially as described.

In witness whereof I have hereto set my name this 8th day of July, 1884.

BENJAMIN S. BARCKDALL.

Witnesses:

C. P. JACOBS,
JACOB W. LOEPER.