

(No Model.)

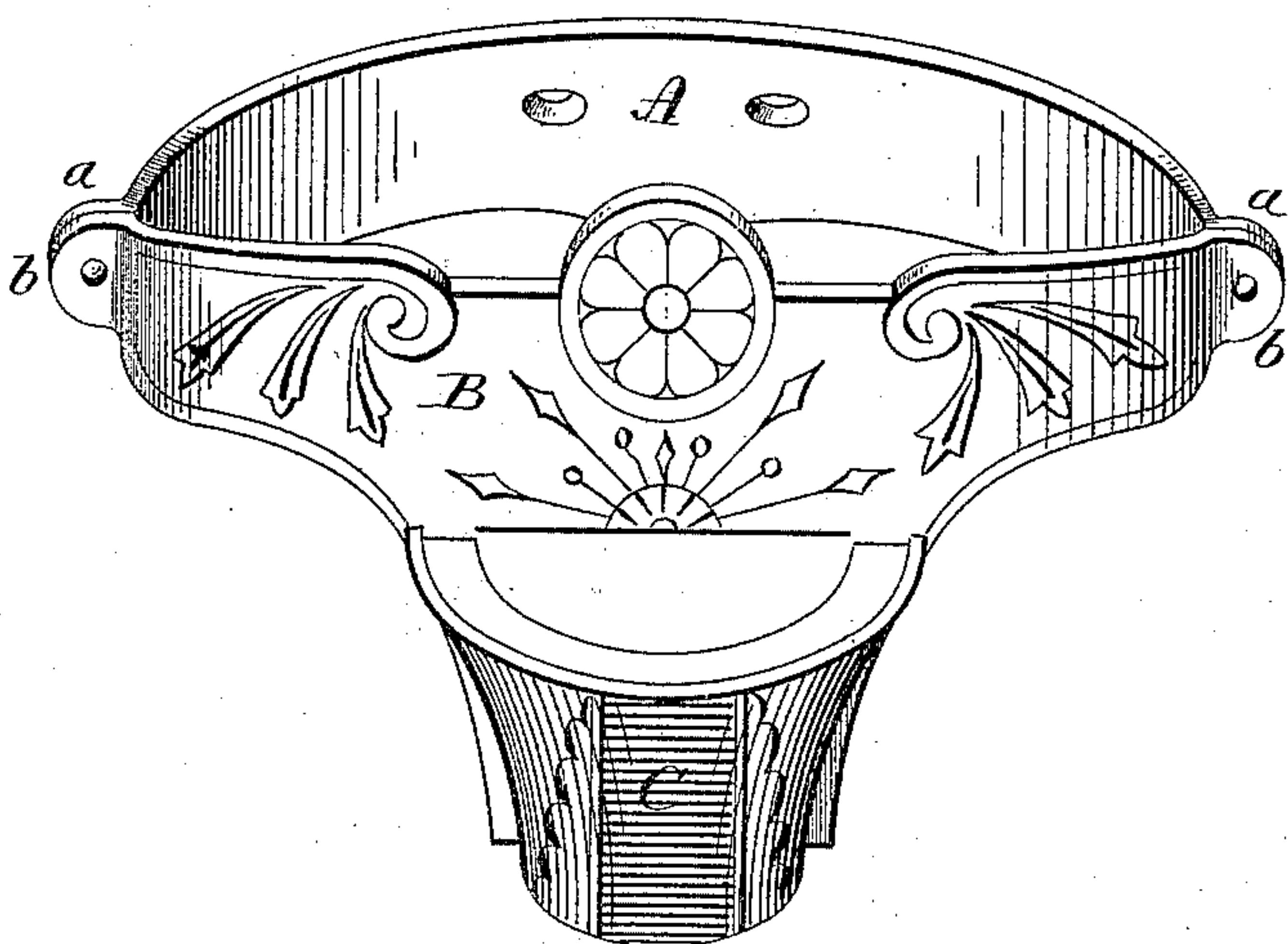
W. GOODFELLOW.

COMBINED WHISK BROOM RECEIVER AND MATCH HOLDER.

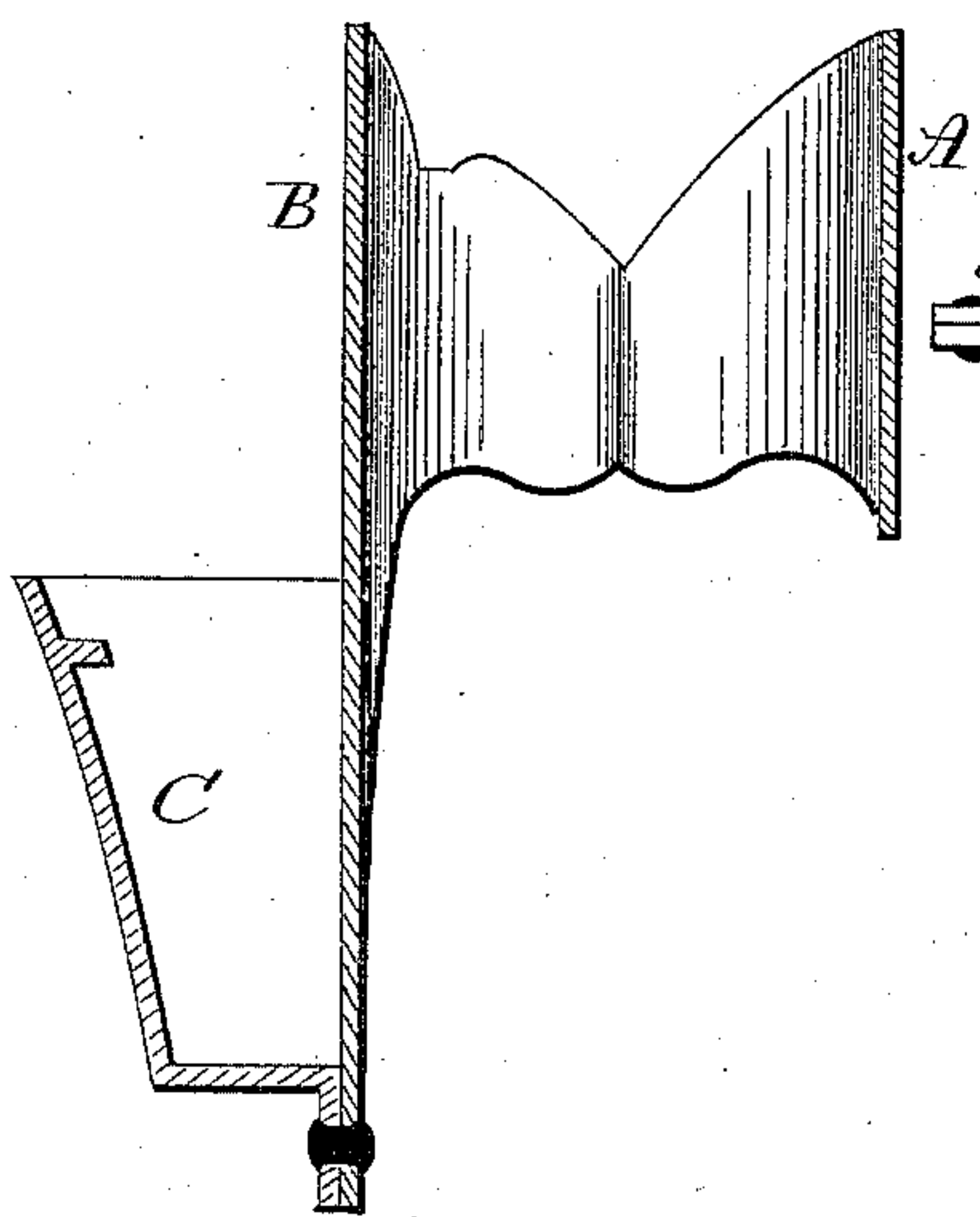
No. 307,715.

Patented Nov. 4, 1884.

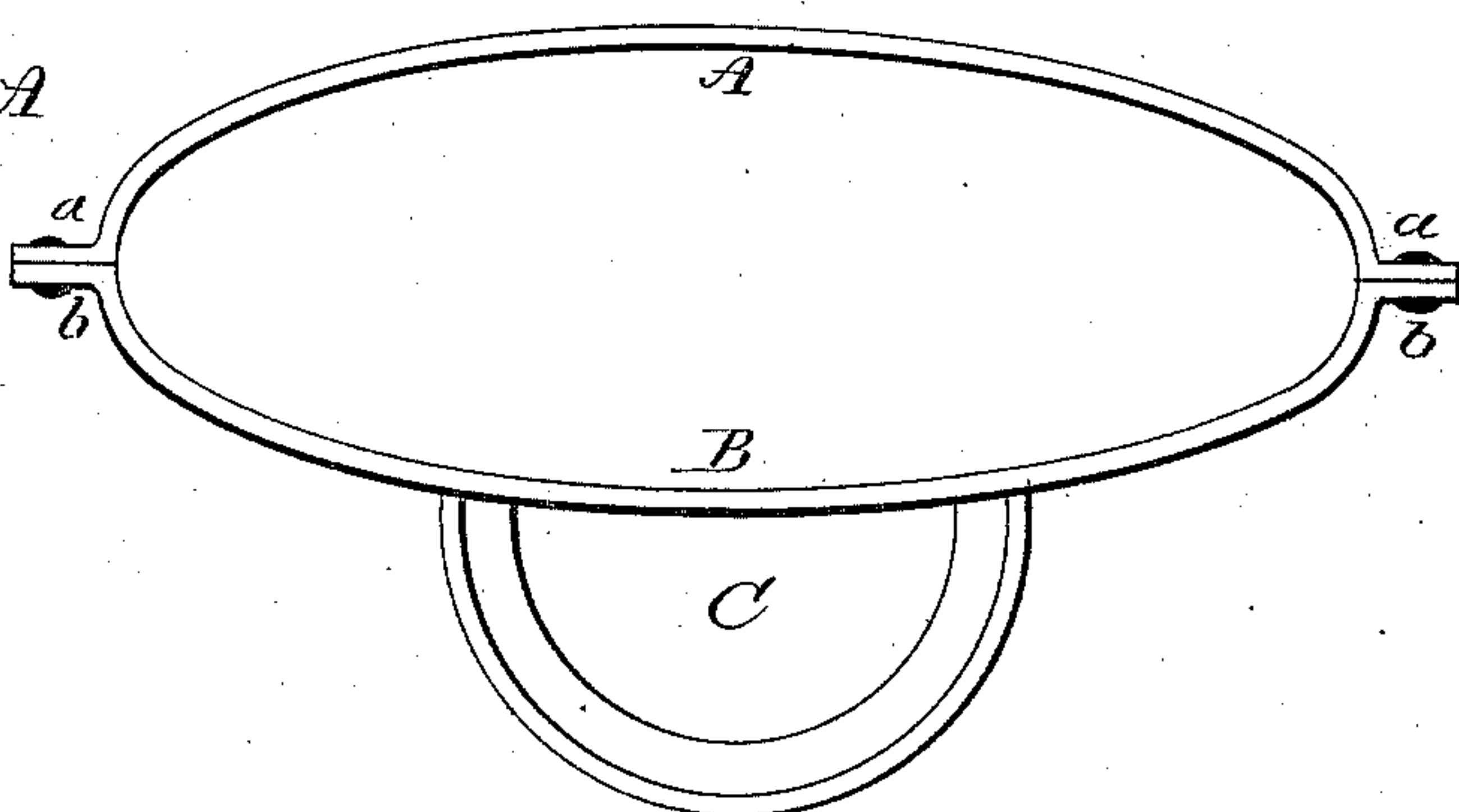
*Fig. 1*



*Fig. 2*



*Fig. 3*



Witnesses  
J. H. Shumway  
J. C. Clark

Wm. Goodfellow  
Inventor  
By Atty  
J. M. Clark

# UNITED STATES PATENT OFFICE.

WILLIAM GOODFELLOW, OF SOUTH NORWALK, CONNECTICUT, ASSIGNOR  
OF ONE-HALF TO HENRY HOFFMAN, JR., OF SAME PLACE.

## COMBINED WHISK-BROOM RECEIVER AND MATCH-HOLDER.

SPECIFICATION forming part of Letters Patent No. 307,715, dated November 4, 1884.

Application filed October 31, 1883. (No model.)

*To all whom it may concern:*

Be it known that I, WILLIAM GOODFELLOW, of South Norwalk, in the county of Fairfield and State of Connecticut, have invented a new  
5 Combined Whisk-Broom Receiver and Match-Holder; and I do hereby declare the following, when taken in connection with accompanying drawings and the letters of reference marked thereon, to be a full, clear, and exact  
10 description of the same, and which said drawings constitute part of this specification, and represent, in—

Figure 1, a perspective view; Fig. 2, a vertical central section; Fig. 3, a top view.

15 This invention relates to an article for household use designed as a holder for a whisk-broom and also as a match-receiver; and it consists in the construction of the article, whereby the two are produced as one, and as  
20 more fully hereinafter described.

A is the back or base, provided with screw-holes for attachment to the wall, or wherever it may be desired to affix the article. This back is curved outward, and constructed at  
25 each end with an ear, *a*.

B is the front, curved reverse to the back, and with corresponding ears, *b*, and so that

the two set together and riveted, as seen in Fig. 3, the space will be left between the two corresponding to the general outline of the  
30 whisk-broom, but smaller in extent, so that the broom introduced through it, with the handle downward, will be supported by it. The front B is extended downward at the center, and upon its outer face a receptacle, C, 35 is formed or attached as a receiver for matches.

The front face of the parts may be made highly ornamental, so that the article itself will be an ornament on the wall or place where  
40 it is attached.

I claim—

As an article of manufacture, the herein-described whisk-broom holder, consisting of the frame composed of the curved back A and correspondingly-reverse curved front B, 45 united to form the support for the broom, the front extended downward and provided with the match-receiver C on its outside, substantially as described.

WILLIAM GOODFELLOW.

Witnesses:

DAVID SWORDS,  
JACOB M. LAYTON.