

(No Model.)

G. H. NEWELL & F. H. STILES.

CURRY COMB.

No. 307,574.

Patented Nov. 4, 1884.

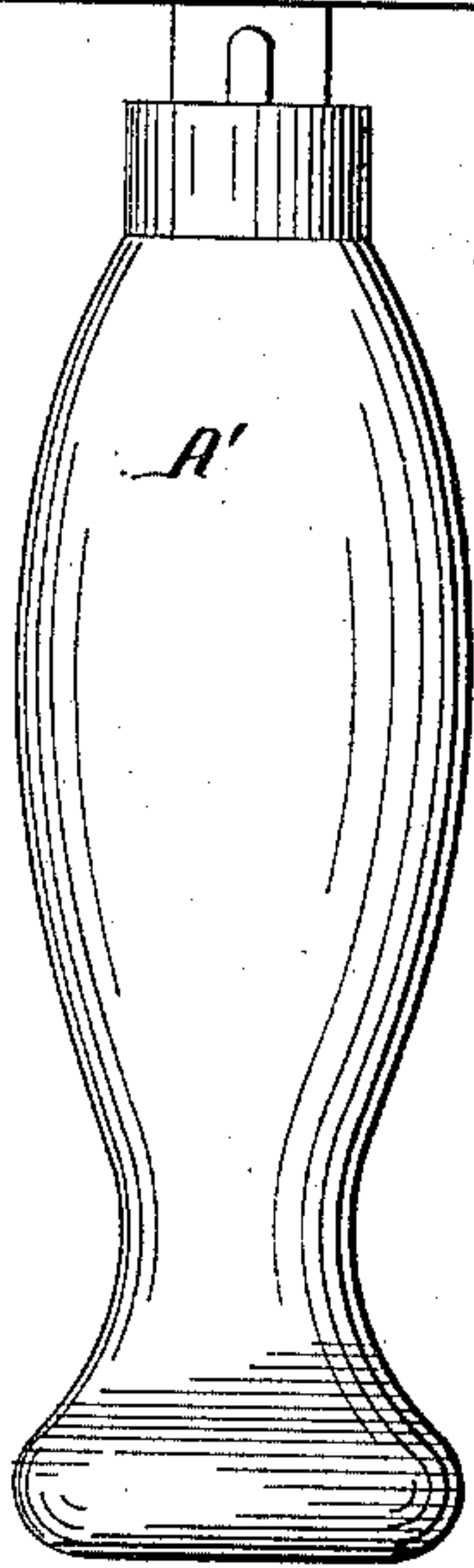
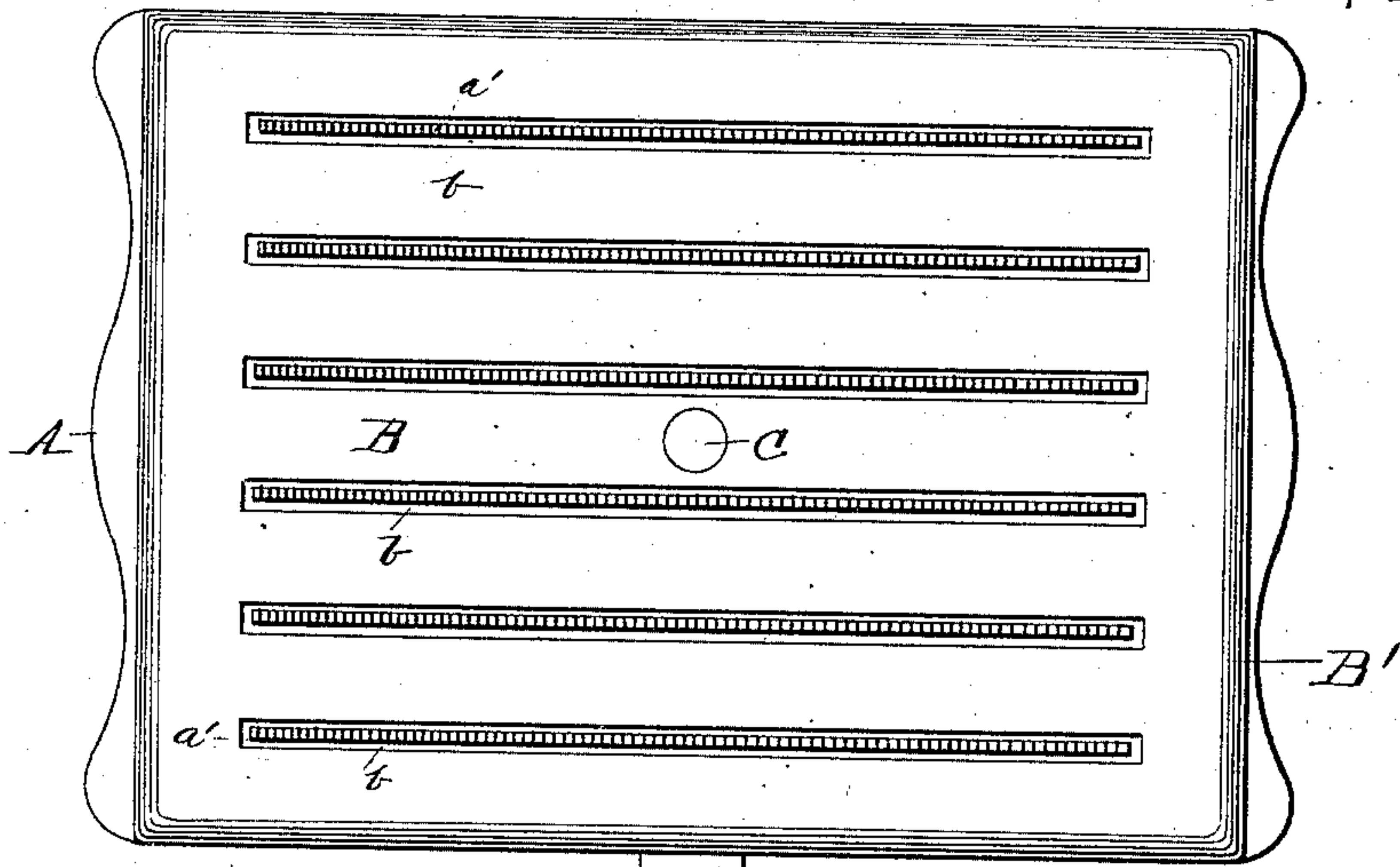


Fig. 1.

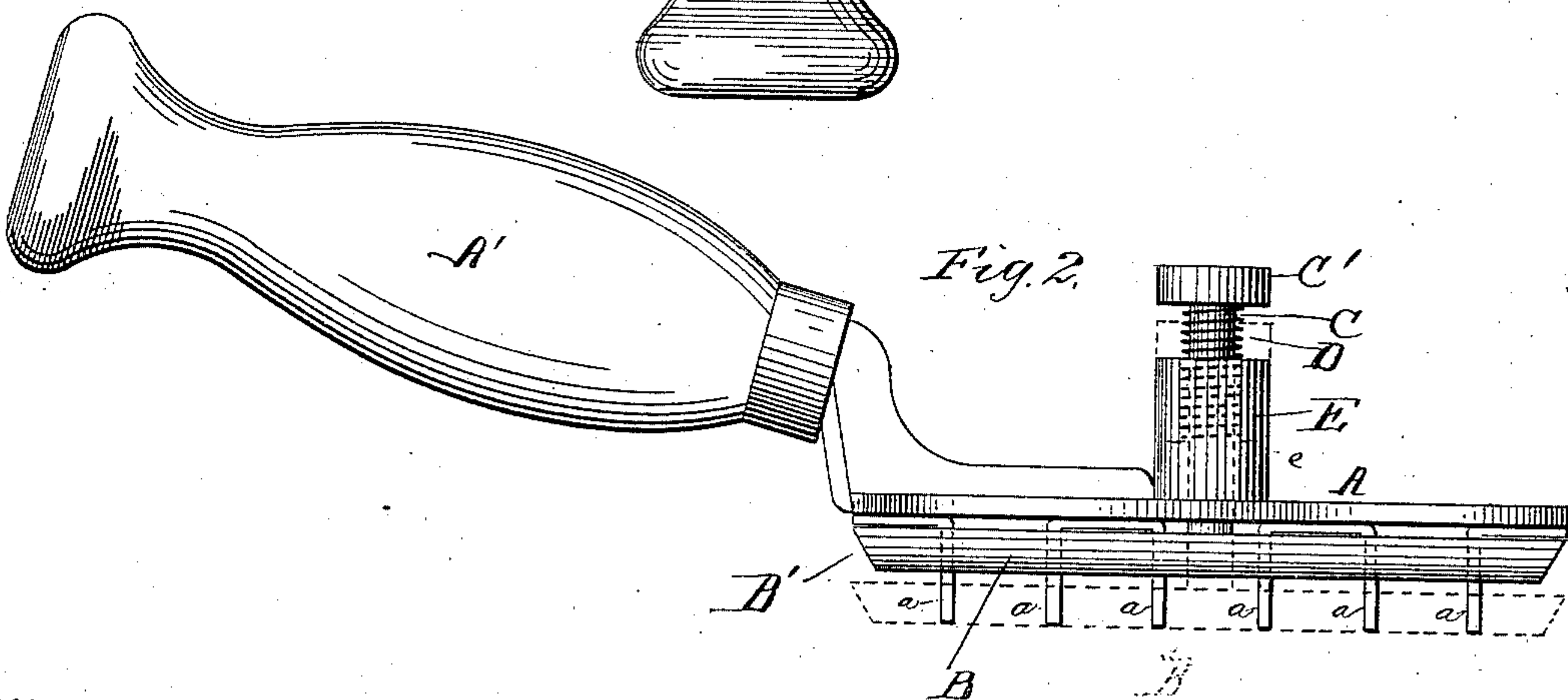


Fig. 2.

Witnesses.  
Tom R. Stuart.  
Chas S. Kalb

Inventors.  
Geo. H. Newell and Fred H. Stiles  
By J. M. Kalb  
attorney

# UNITED STATES PATENT OFFICE.

GEORGE H. NEWELL AND FREDERIC H. STILES, OF NORTH HAVEN, CONN.

## CURRY-COMB.

SPECIFICATION forming part of Letters Patent No. 307,574, dated November 4, 1884.

Application filed April 10, 1884. (No model.)

*To all whom it may concern:*

Be it known that we, GEORGE H. NEWELL and FREDERIC H. STILES, citizens of the United States of America, residing at North Haven, in the county of New Haven and State of Connecticut, have invented certain new and useful Improvements in Curry - Combs, of which the following is a specification, reference being had therein to the accompanying drawings.

Our invention relates to curry-combs, and has for its object the provision of means for removing the hair and dirt from the teeth. We provide a scraper or cleaner with slots or openings in it for the teeth to pass through, and means for holding it normally back out of the way of the teeth, and for projecting it out to or beyond the points of the teeth, so that the sides of the slots or openings scrape and clean said teeth. The scraper or cleaner is fastened to an arm or stud which projects through the back of the curry-comb, and is provided with a spring to hold the scraper back out of the way of the teeth, which bears under a head on the outer end of the arm or stud and against the back of the curry-comb at the other end, or against a stop provided in a sleeve or hollow projection which surrounds the spring. The scraper consists of a flat piece of sheet metal with rounded or beveled edges and slots, as before described, for the teeth and the blade on which they are formed.

The accompanying drawings illustrate our invention. Figure 1 is a face view of the comb. Fig. 2 is a side elevation, showing the scraper pushed out to clean the teeth, in dotted lines.

Similar letters of reference indicate corresponding parts wherever they occur.

A is the back of the curry-comb, with the usual handle, A', and blades *a*, secured to said back, in which are formed the teeth *a*'.

B is the scraper or cleaner, with slots *b*, through which teeth *a*' and blades *a* pass.

A stud or arm, C, secured to the cleaner B, extends back through the back A, and is provided with a head or enlargement, *c*', on the

end of it. A helical spring, D, resting between the head *c*' and the back of the curry-comb, tends always to keep the cleaner B drawn back between the blades *a*, as shown in full lines in Fig. 2, in which condition the comb is ready for use. Whenever the comb becomes clogged with hair or dirt, it is cleaned by pressing upon the head *c*', which will throw the scraper B out flush with or past the teeth *a*' and scrape off the said hair and dirt. This position is shown in dotted lines in Fig. 2.

A sleeve or hollow projection, E, is placed on the back of the curry-comb, to surround the spring D and arm C, and secure their proper action and hold the spring in place.

A stop or ledge, *e*, for the bottom support for the spring may be formed in the part E, as shown in Fig. 2.

The edges of the scraper B are turned over, rounded, or beveled, as shown at B', Fig. 2, to prevent their cutting or injuring the animal or groom.

The sleeve E forms a protection for the spring D, as well as a guide and support for the pin or standard C. The spring being placed upon the back of the comb, instead of between the comb-back and the scraper-plate B, is easy of access and makes only one point to which the scraper B is attached—namely, to the standard C.

Having thus described our invention, what we desire to claim and secure by Letters Patent is—

A curry-comb having the movable scraper-plate B, sleeve E, extending up from the back of the comb, standard C, with head C', passing through the sleeve and back of comb and attached to the plate B, and coiled spring D, surrounding the standard and lying chiefly in the sleeve E, as set forth.

In testimony whereof we affix our signatures in presence of two witnesses.

GEORGE H. NEWELL.  
FREDERIC H. STILES.

Witnesses:

GEORGE TERRY,  
HIRAM A. GRAY.