

(No Model.)

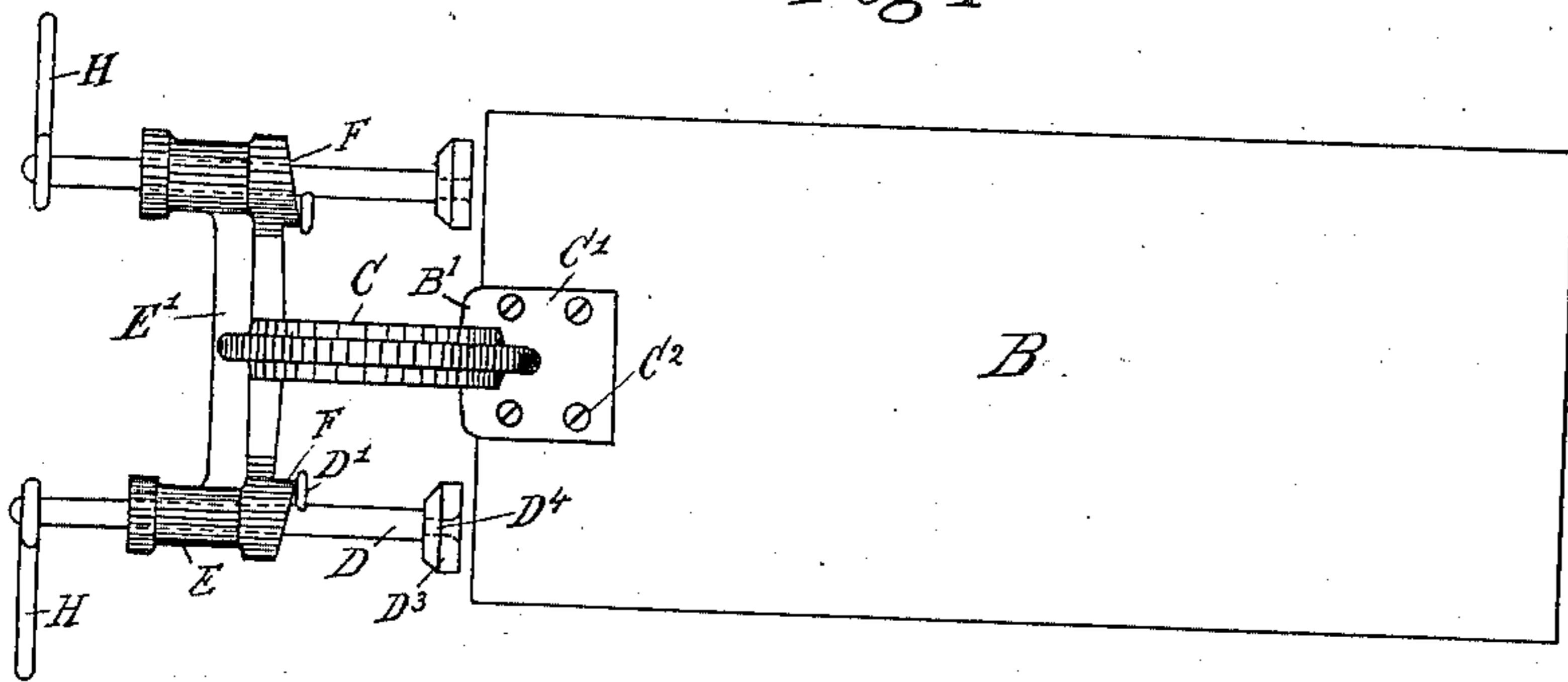
L. LEVI & M. H. ELLENBOGEN.

BOSOM BOARD.

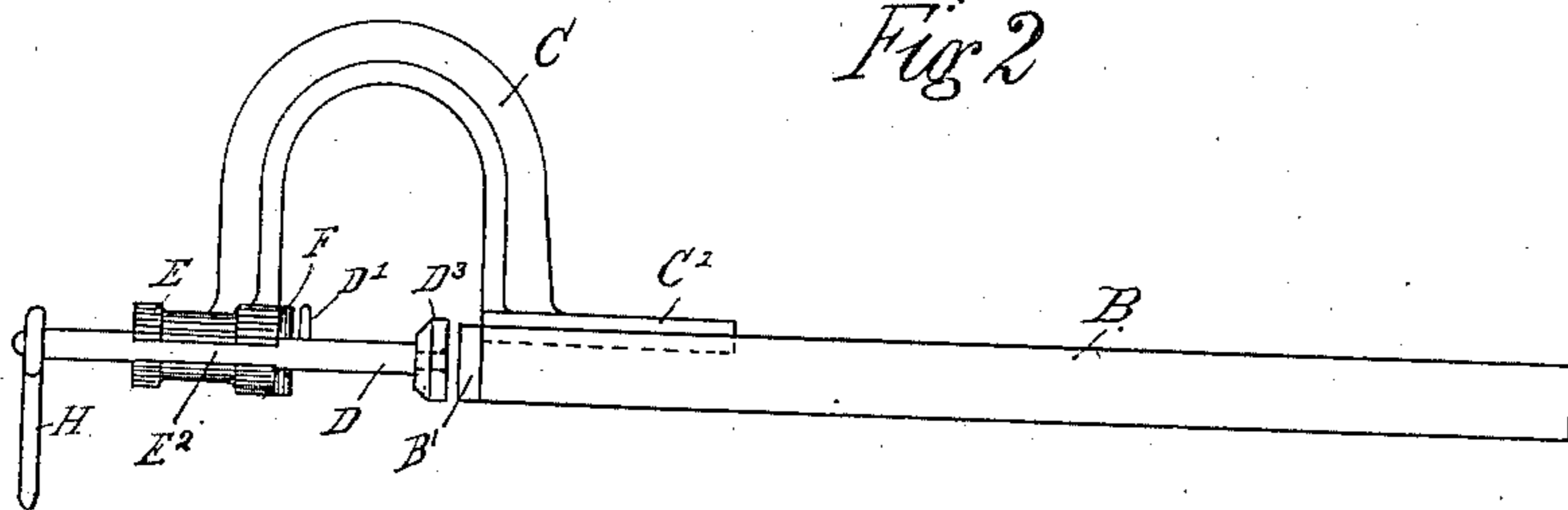
No. 307,557.

Patented Nov. 4, 1884.

*Fig 1*



*Fig 2*



*Fig 3*

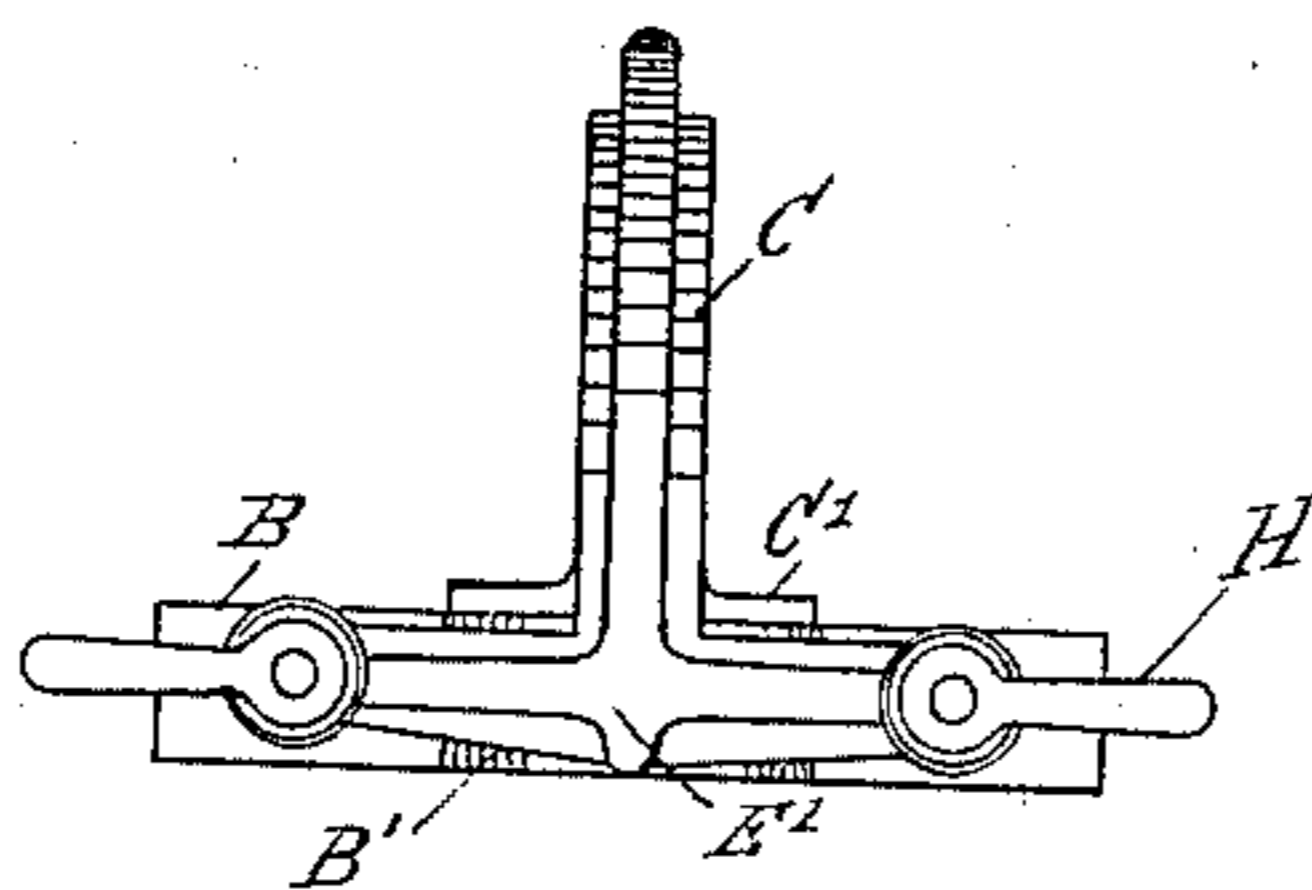


Fig 5

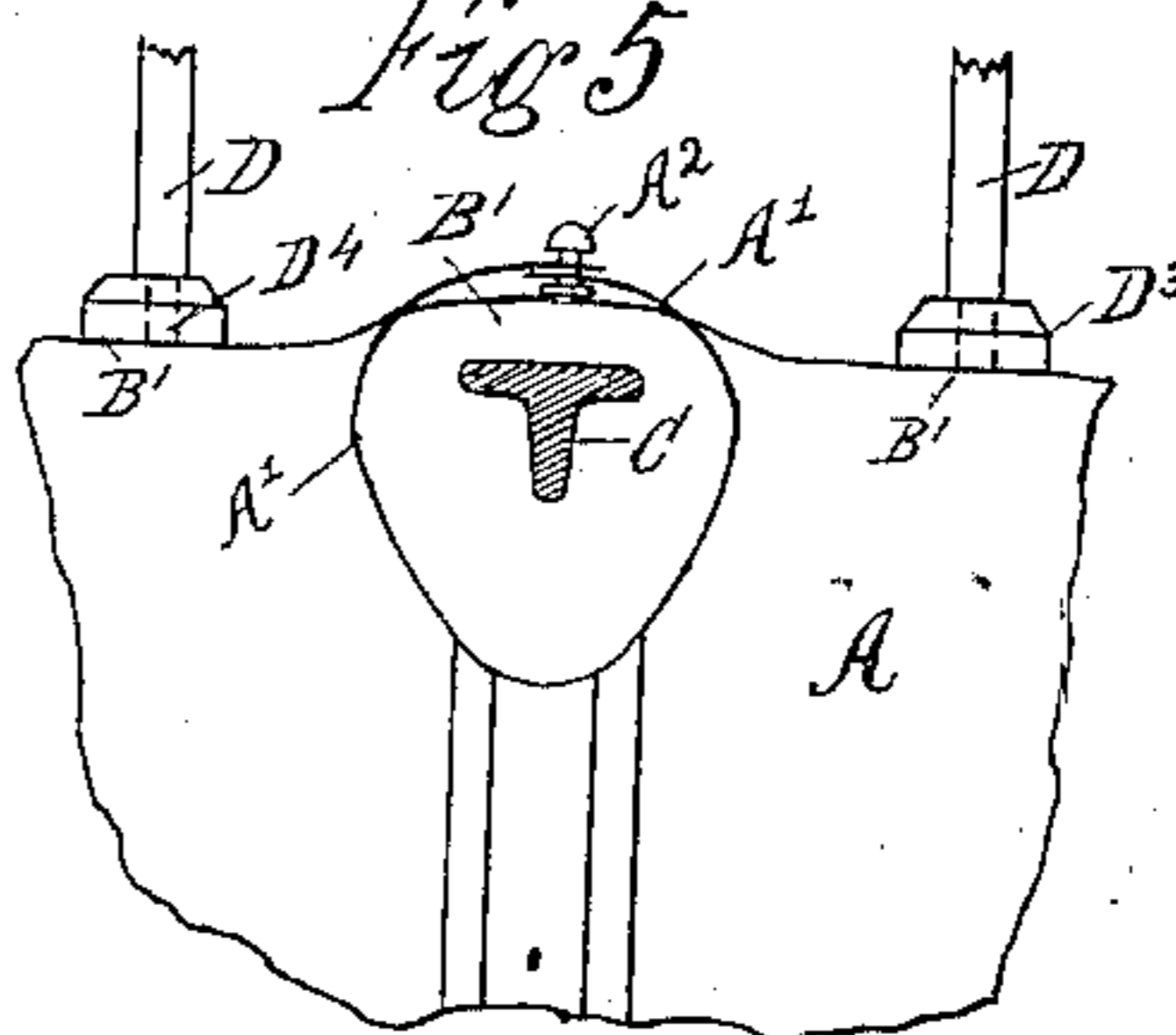
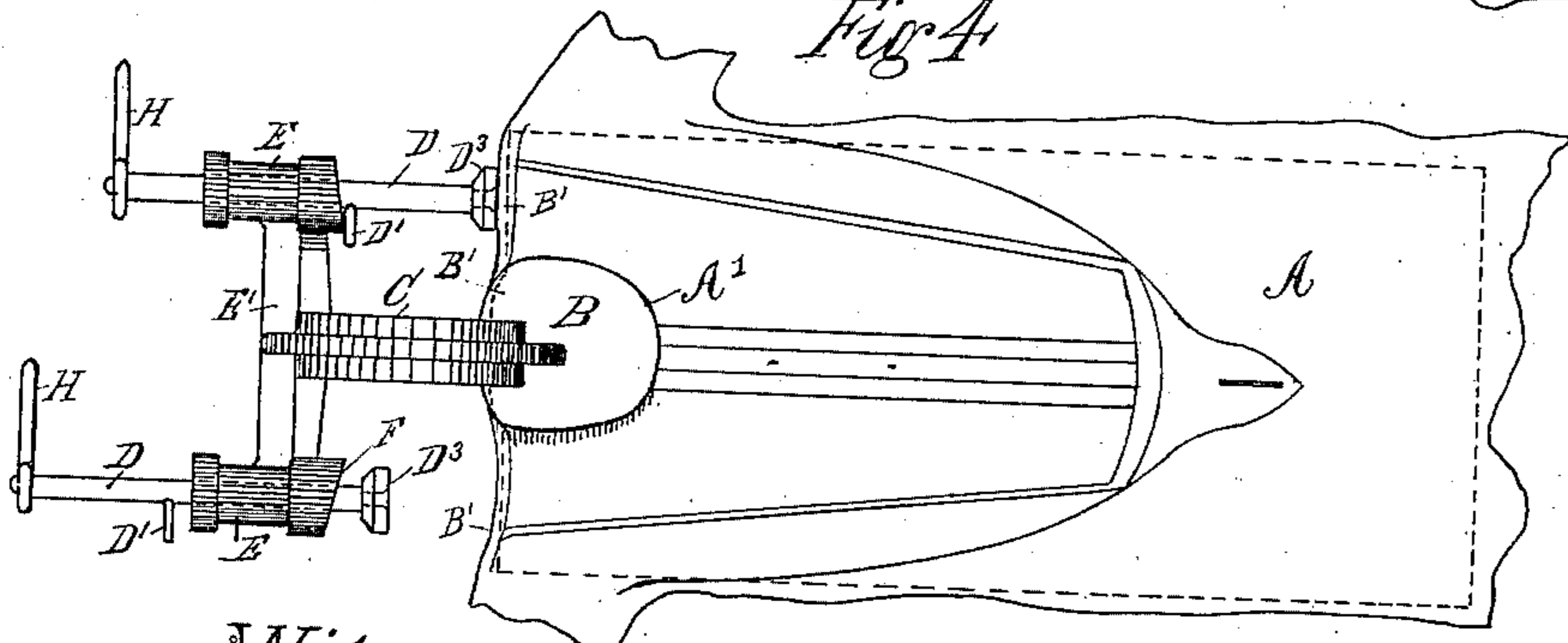


Fig 4



Witnesses

Richard D. Healy

Andrew E Miedendorp.

Inventor

Lewis Levi

Mangold, H. Ellenbogen

John Inglis atty

# UNITED STATES PATENT OFFICE.

LEWIS LEVI AND MANGOLD H. ELLENBOGEN, OF PATERSON, NEW JERSEY.

## BOSOM-BOARD.

SPECIFICATION forming part of Letters Patent No. 307,557, dated November 4, 1884.

Application filed February 7, 1884. (No model.)

*To all whom it may concern:*

Be it known that we, LEWIS LEVI and MANGOLD H. ELLENBOGEN, citizens of the United States, residing at Paterson, Passaic county, State of New Jersey, have invented a new and useful Improvement in Devices for Preserving the Form of Neckbands of Shirts, of which the following is a specification, reference being had to the accompanying drawings, forming a part thereof.

The object of our invention is to produce a device by means of which the form of neckbands of shirts may be preserved on the ironing-board while the other parts of the shirt are being ironed, shaped, &c., which will be hereinafter fully explained.

Figure 1 of the drawings is a plan of the ironing-board having our invention attached thereto. Fig. 2 shows the same in elevation. Fig. 3 is a front view of our invention. Fig. 4 is a plan showing a shirt on the ironing-board, and Fig. 5 is a part plan of the same.

B represents an ironing-board, to which ironing-board there is secured by means of a flange, C', and screws C<sup>2</sup> a bracket, C, which bracket is provided at its outer lower extremity with laterally-projecting arms E', which arms at their outer ends are provided with sleeves E, which sleeves on their inner ends have cams F, and on the outer sides of the same slots or grooves E<sup>2</sup>, as shown in Fig. 2. The sleeves E are provided with suitable holes that run longitudinally through the same, to accommodate rods D, which rods are arranged in said holes running through the sleeves and prepared therefor, and which are provided at their inner ends with collars or washers D<sup>3</sup>, and move centrally with pins D', and at their outer ends with handles H, as shown in Figs. 1, 2, and 4, the outer end of the bracket extending downward low enough to allow the sleeves to present in their action the collars D<sup>3</sup> against the bearings B', as shown in Fig. 2.

In practice the board B is covered in the usual and well-known way preparatory to placing the shirt A thereon. The neckband A' is ironed and shaped in the usual way, and the shirt A placed on the board B, to be ironed and shaped thereon. To preserve the finished form of the neckband A' while the other parts of the shirt are being ironed and shaped, the pins D' are passed through the slots E<sup>2</sup> and occupy the positions shown in

Fig. 2. The operating-handles H are next turned outward and upward, which action throws the pins D' into engagement with the cams F, and in their engagement the cams F, by means of the pins D', force the rods D in the direction of the bearings B' and against the shirt A, as shown in Figs. 4 and 5. In order to adjust the shirt on the ironing-board, the shirt may be held in position on one side by one of the rods, and in order to give ample room for such adjustment of the shirt on the board the opposite rod may be put out of the way by sliding the pin D, through the slot E<sup>2</sup>, as shown in Fig. 4, after which the rod may be replaced in the manner stated, in its engagement with the cam, and forced against the shirt by means of the handle, which action will hold the shirt A firmly to the board B at the bearings B' and remove all strain from the neckband A' and stud A<sup>2</sup>, while the shirt A is drawn, ironed, and shaped by the operator, preserving thus the finished form of the neckband A' and preventing strain to the stud and button hole A<sup>2</sup>. During the operation of ironing and shaping the other parts of the shirt the collars or washers D<sup>3</sup>, being loose on the rods D, remain fixed while being pressed against the shirt A, and do not turn or twist the shirt in their action thereon. The rods D have a shoulder formed on the same, which shoulder bears on the collars or washers and causes the same to move with the rods longitudinally while the rods turn in said collars or washers. The flange C' may be let partly in the ironing-board, as shown in Fig. 2, or may be let in flush with the same, as either mode of construction will answer.

Having described our invention and its operation, we claim and desire to secure by Letters Patent—

The combination, with an ironing-board, of V-shaped bracket attached thereto, having laterally-projecting arms E', provided with sleeves E, the said sleeves being slotted and having cam-surfaces, as shown, and rods D, the said rods located in said sleeves being provided with pins and handles, substantially as and for the purpose set forth.

LEWIS LEVI.

MANGOLD H. ELLENBOGEN.

Witnesses:

ANDREW E. MIEDENDORP,  
HARRY C. SCHROEDER.